



US00D852939S

(12) **United States Design Patent**
Jonsson et al.

(10) **Patent No.:** **US D852,939 S**
(45) **Date of Patent:** **** Jul. 2, 2019**

(54) **AIR FRESHENER**

(71) Applicant: **ZOBELE HOLDING SPA**, Trento (IT)

(72) Inventors: **Åsa Jonsson**, Trento (IT); **Walter Sordo**, Trento (ES)

(73) Assignee: **Zobeles Holding SPA**, Trento (IT)

(**) Term: **15 Years**

(21) Appl. No.: **35/503,021**

(22) Filed: **Nov. 23, 2016**

(80) **Hague Agreement Data**

Int. Filing Date: **Nov. 23, 2016**

Int. Reg. No.: **DM/094518**

Int. Reg. Date: **Nov. 23, 2016**

Int. Reg. Pub. Date: **May 26, 2017**

(30) **Foreign Application Priority Data**

May 23, 2016 (ES) 0523409

(51) **LOC (11) Cl.** **23-01**

(52) **U.S. Cl.**
USPC **D23/366**

(58) **Field of Classification Search**

USPC D23/207, 208, 360, 364-369, 388;
D22/119, 122

CPC A61L 9/00; A61L 9/02; A61L 9/03; A61L
9/034; A61L 9/04; A61L 9/12; A61L
9/032; A61L 9/122; A61L 9/127; A61L
9/22; B01D 46/00; B01D 46/0002; B01D
46/20; F02M 35/04; F24F 13/20; A62B
21/00

See application file for complete search history.

(56) **References Cited**

U.S. PATENT DOCUMENTS

D634,415 S *	3/2011	Abbondanzio	D23/366
D638,923 S *	5/2011	Choi	D23/364
D672,858 S *	12/2012	Abbondanzio	D23/366
D673,252 S *	12/2012	Abbondanzio	D23/366
D691,255 S *	10/2013	Abbondanzio	D23/366
D704,319 S *	5/2014	Cai	D23/333
D713,517 S *	9/2014	Dodge	D23/366
D750,210 S *	2/2016	Sayers	D23/366
D764,043 S *	8/2016	Sanders	D23/366
D764,650 S *	8/2016	Sanders	D23/366
D768,834 S *	10/2016	Schuller	D23/366

* cited by examiner

Primary Examiner — Keli L Hill

(74) *Attorney, Agent, or Firm* — Ostrolenk Faber LLP

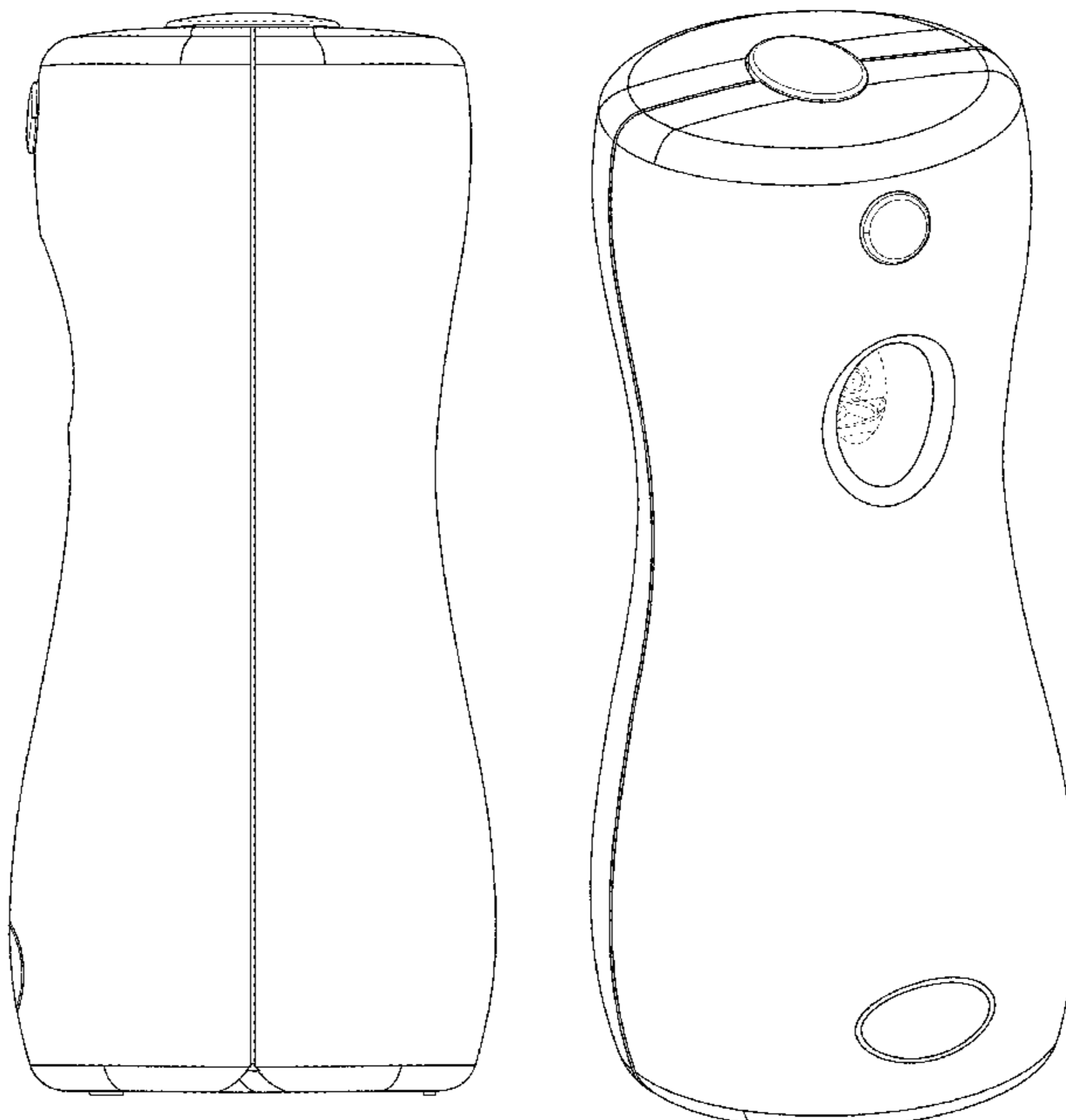
(57) **CLAIM**

The ornamental design for an air freshener, as shown and described.

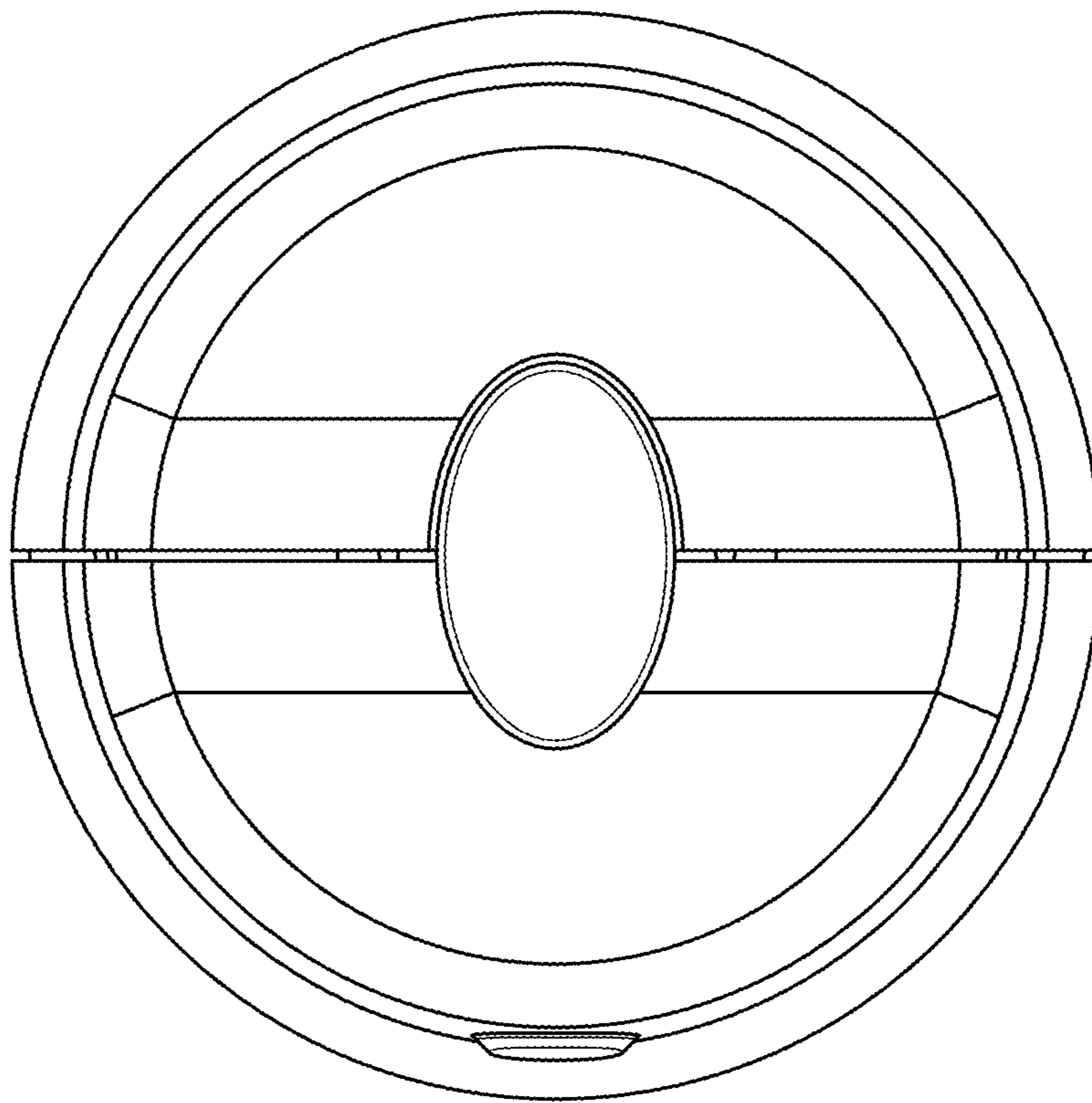
DESCRIPTION

Fig. 1.1 is a top plan view illustration of an air freshener, according to an aspect of the new design;
Fig. 1.2 is a front elevation view thereof;
Fig. 1.3 is a rear elevation view thereof;
Fig. 1.4 is a right side elevation view thereof;
Fig. 1.5 is a bottom plan view thereof;
Fig. 1.6 is a top, front and left side perspective view thereof; and
Fig. 1.7 is a left side elevation view thereof.
The broken lines shown are included for the purpose of illustrating portions of the air freshener that form no part of the claim.

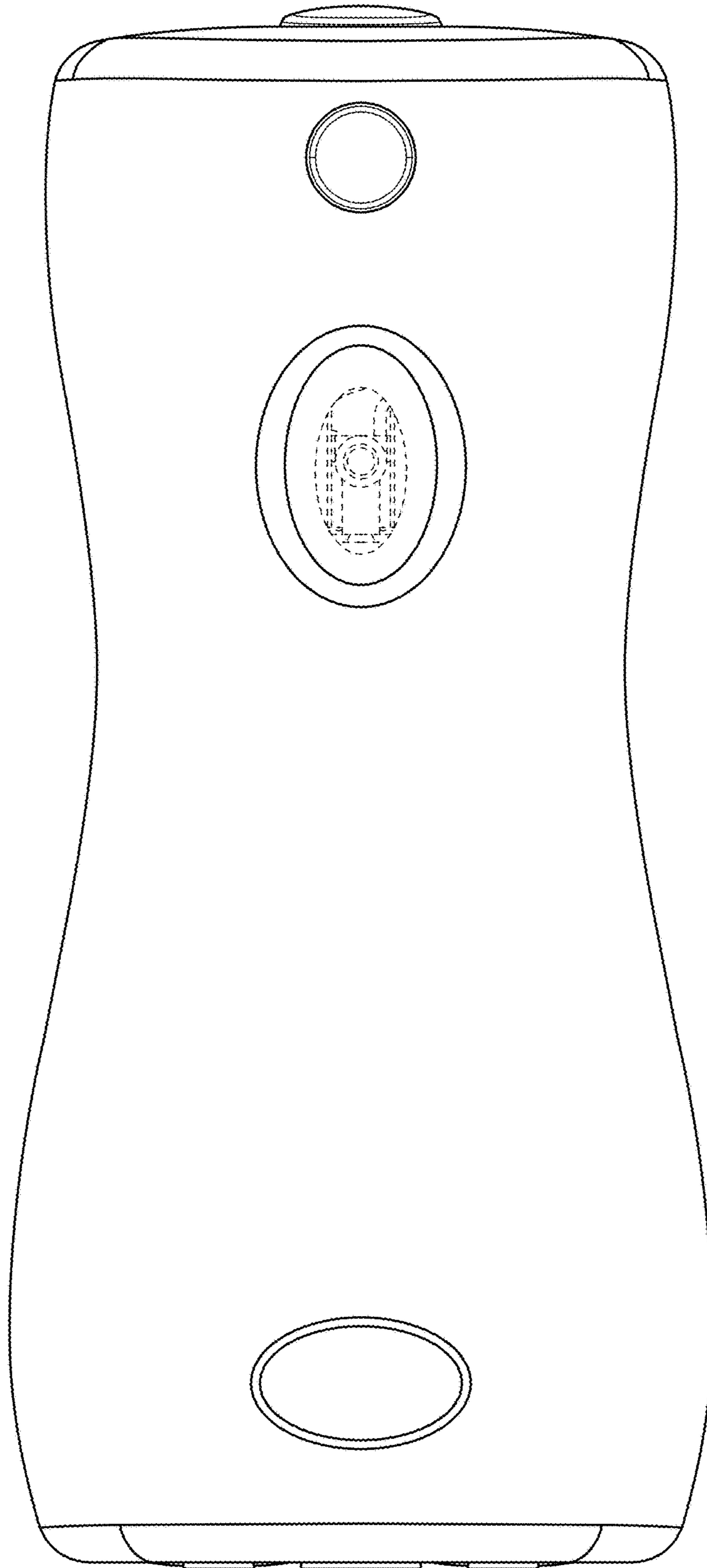
1 Claim, 7 Drawing Sheets



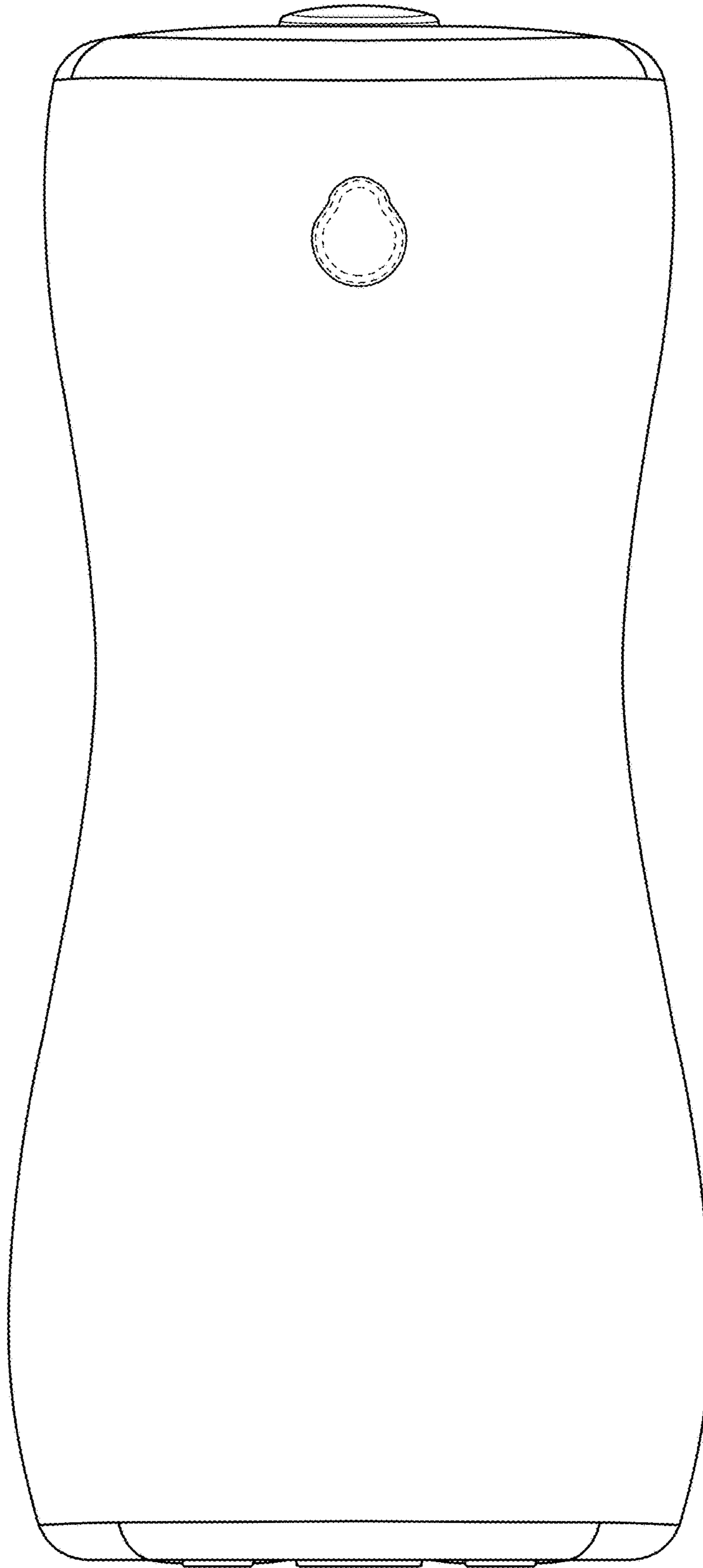
1.1



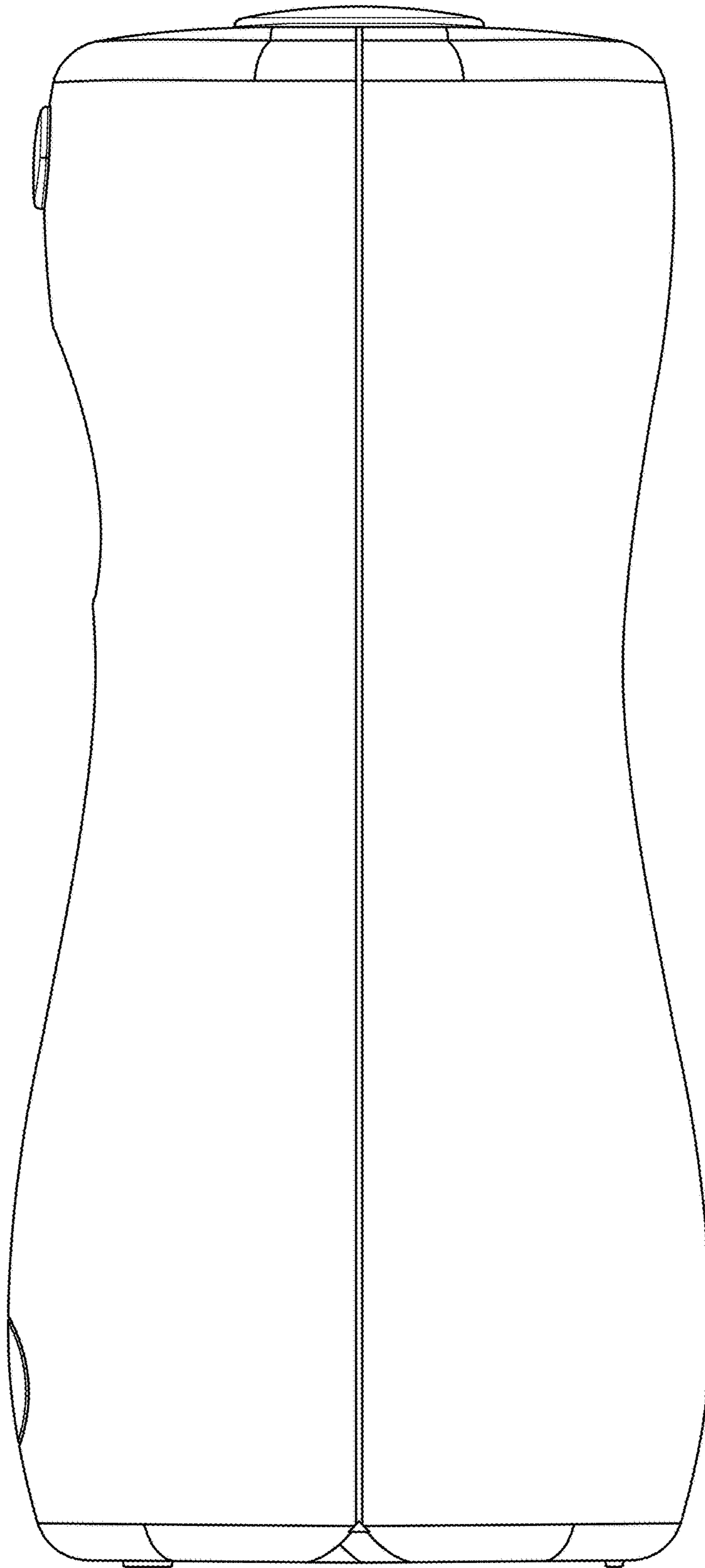
1.2



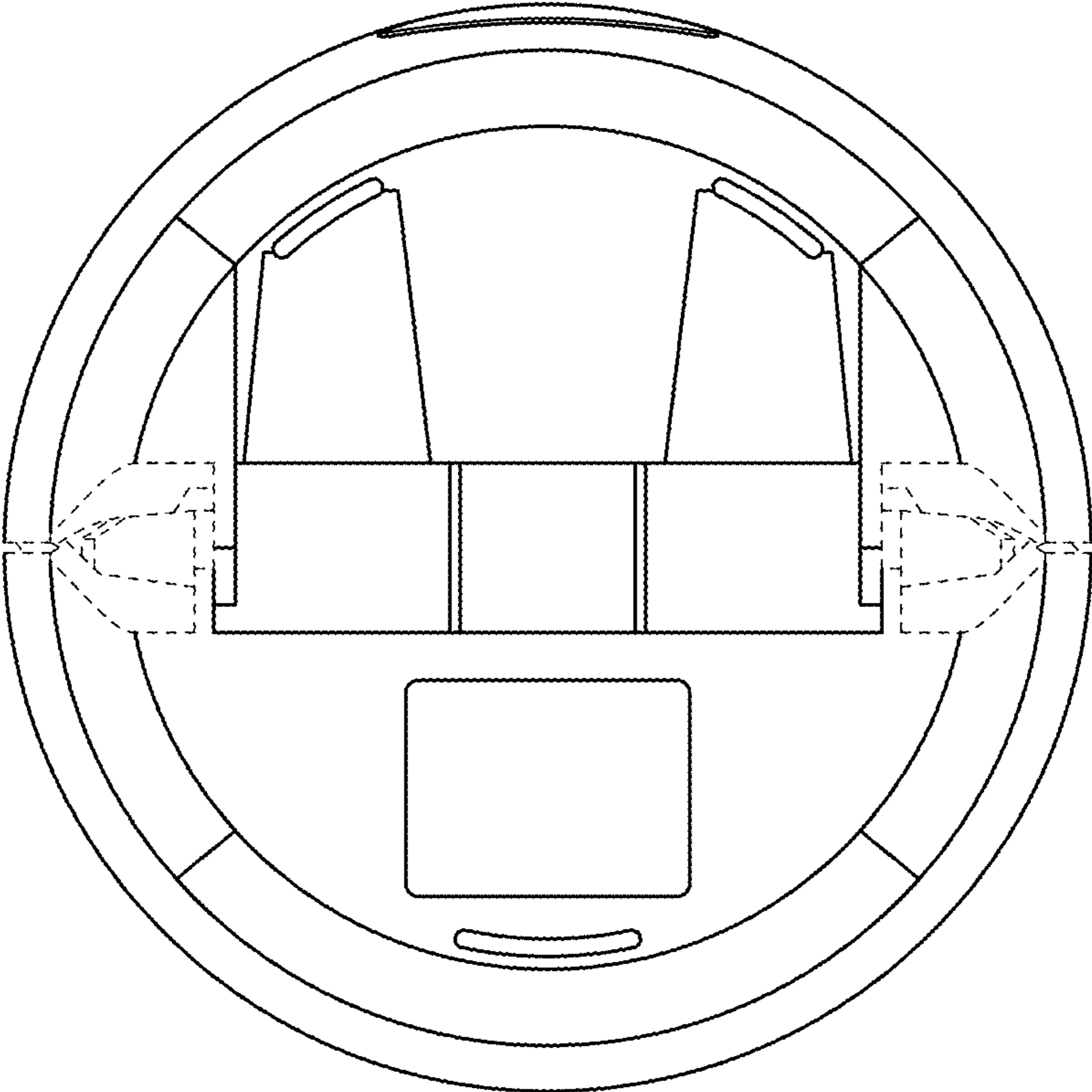
1.3



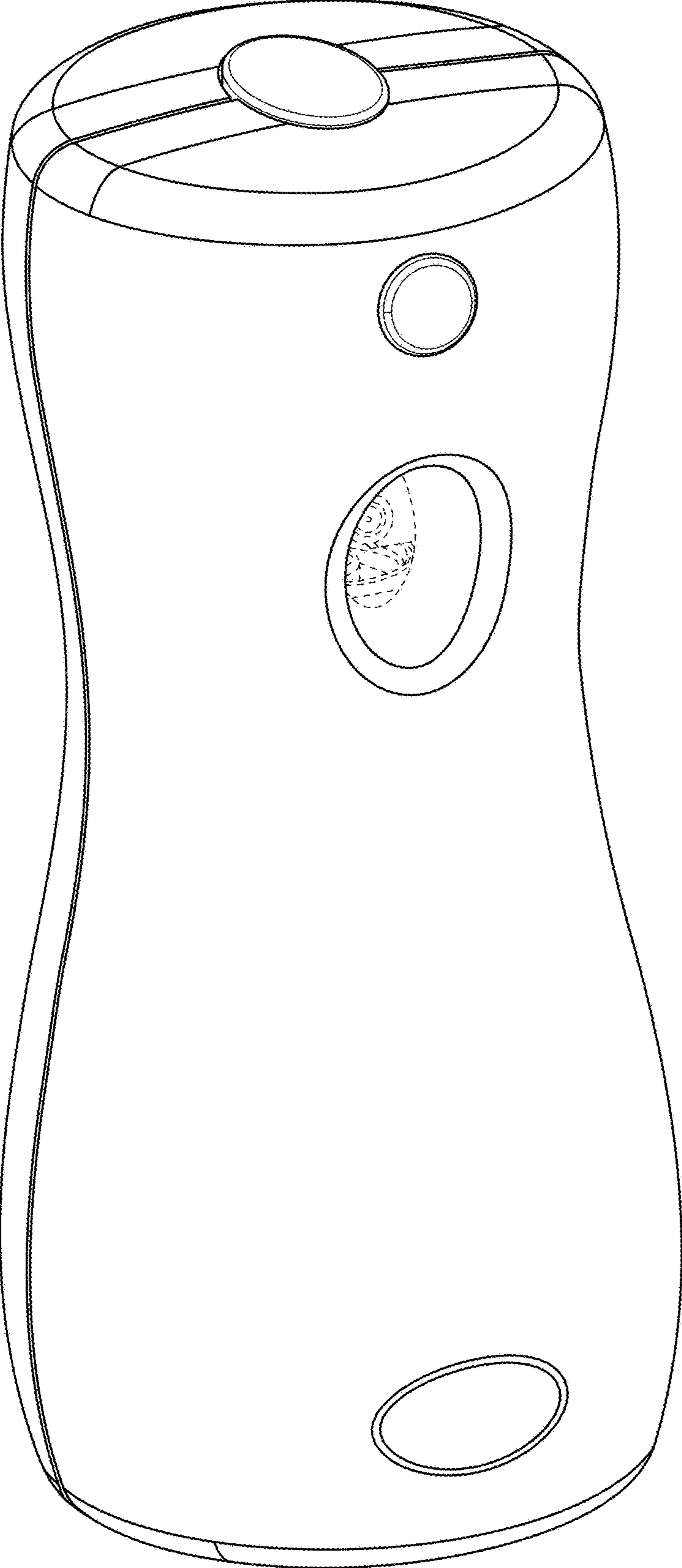
1.4



1.5



1.6



1.7

