

US00D852915S

(12) **United States Design Patent**
Choi

(10) **Patent No.:** **US D852,915 S**

(45) **Date of Patent:** **** Jul. 2, 2019**

(54) **OFF-GROUND TENT WITH ARCHED CEILING**

(71) Applicant: **Inno-Sports Co., Ltd.**, Xiamen (CN)

(72) Inventor: **Kwan Jun Choi**, Xiamen (CN)

(73) Assignee: **Inno-Sports Co., Ltd.**, Xiamen (CN)

(**) Term: **15 Years**

(21) Appl. No.: **29/628,687**

(22) Filed: **Dec. 6, 2017**

(30) **Foreign Application Priority Data**

Jun. 8, 2017 (CN) 2017 3 0230808

(51) **LOC (11) Cl.** **21-04**

(52) **U.S. Cl.**
USPC **D21/834**

(58) **Field of Classification Search**
USPC D21/834, 835, 836, 837, 838, 839, 840
CPC E04H 15/00; E04H 15/02; E04H 15/18;
E04H 15/28; E04H 15/32; E04H 15/34;
E04H 15/40; E04H 15/42; E04H 15/425;
E04H 15/50

See application file for complete search history.

(56) **References Cited**

U.S. PATENT DOCUMENTS

2,357,056 A 8/1944 Nelson
2,641,776 A 6/1953 Jensen
2,841,803 A 7/1958 Bodling
3,278,953 A * 10/1966 Willis E04H 15/06
5/113
3,601,825 A * 8/1971 Moorhead A47C 29/003
135/117
3,619,827 A 11/1971 MacKenzie
3,848,279 A * 11/1974 Ipsen, Jr. A47C 17/70
135/117

4,086,674 A * 5/1978 Chiaradonna A47C 7/66
135/115
4,914,768 A * 4/1990 Howard A47C 17/64
5/113
5,018,227 A * 5/1991 Canfield A47C 17/70
5/111
5,210,888 A * 5/1993 Canfield A47C 29/003
16/358
5,449,014 A * 9/1995 Yan-ho A47C 29/003
135/156
5,711,743 A 1/1998 Nichols, Jr.
6,098,218 A 8/2000 Ventura
6,192,909 B1 2/2001 Strausser
6,644,329 B2 11/2003 Tomason
7,698,756 B1 4/2010 Chen
8,925,564 B2 1/2015 Zeldin
9,131,778 B2 * 9/2015 Jin A47C 17/72
2004/0099301 A1 5/2004 Zhang

(Continued)

Primary Examiner — Robin V Webster

Assistant Examiner — Keith J Wilson

(74) *Attorney, Agent, or Firm* — Morgan, Lewis & Bockius LLP

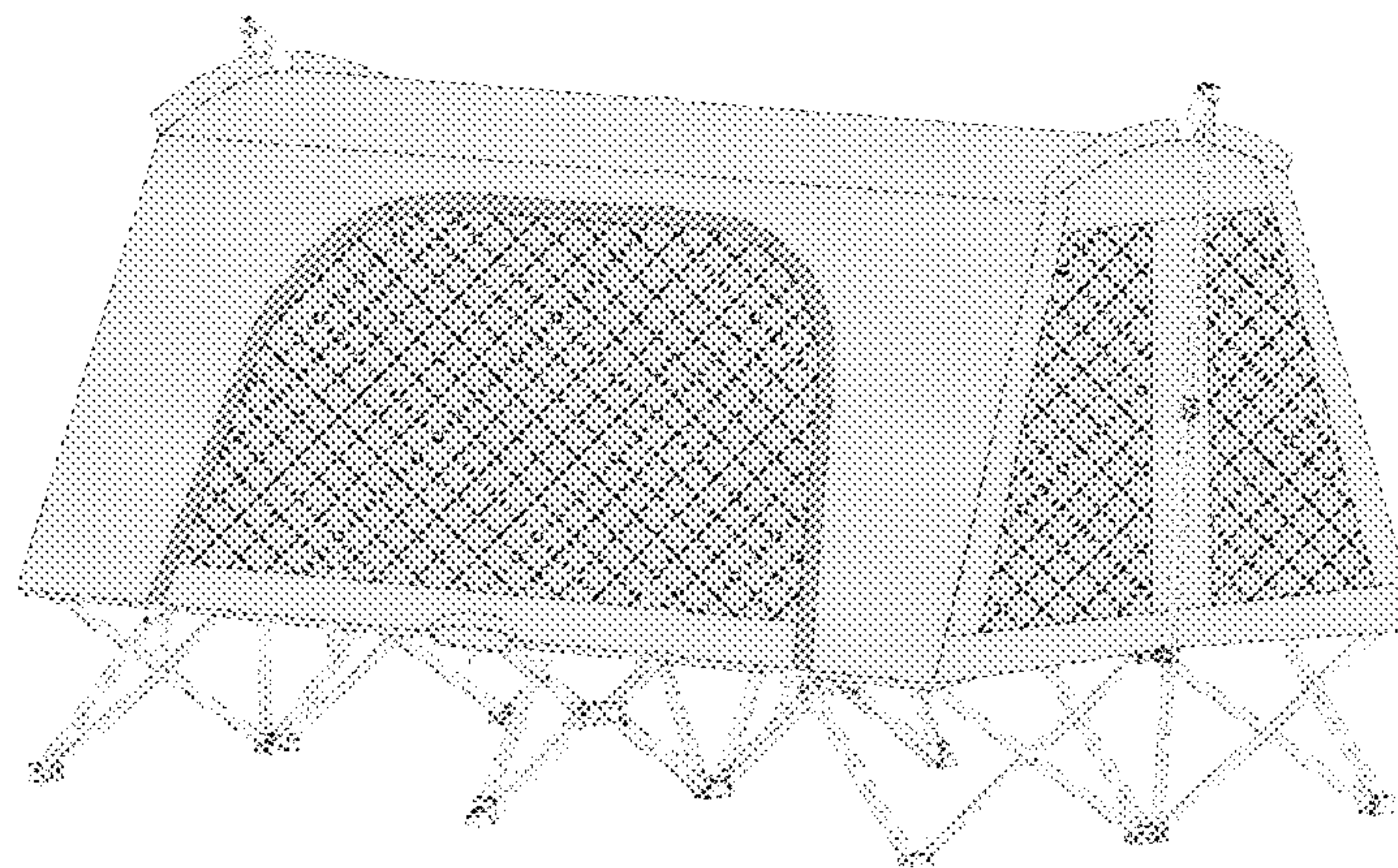
(57) **CLAIM**

I claim the ornamental design for an off-ground tent with arched ceiling, as shown and described.

DESCRIPTION

FIG. 1 is a perspective view of my new design of an off-ground tent with arched ceiling;
FIG. 2 is a front view of the design of FIG. 1;
FIG. 3 is a back view of the design of FIG. 1;
FIG. 4 is a left side view of the design of FIG. 1;
FIG. 5 is a right side view of the design of FIG. 1; and,
FIG. 6 is a top view of the design of FIG. 1.
The broken lines shown represent environment only and form no part of the claimed design.

1 Claim, 6 Drawing Sheets



(56)

References Cited

U.S. PATENT DOCUMENTS

2006/0266399 A1 * 11/2006 Ferrari E04H 15/38
135/96

2018/0042397 A1 2/2018 Brereton

* cited by examiner

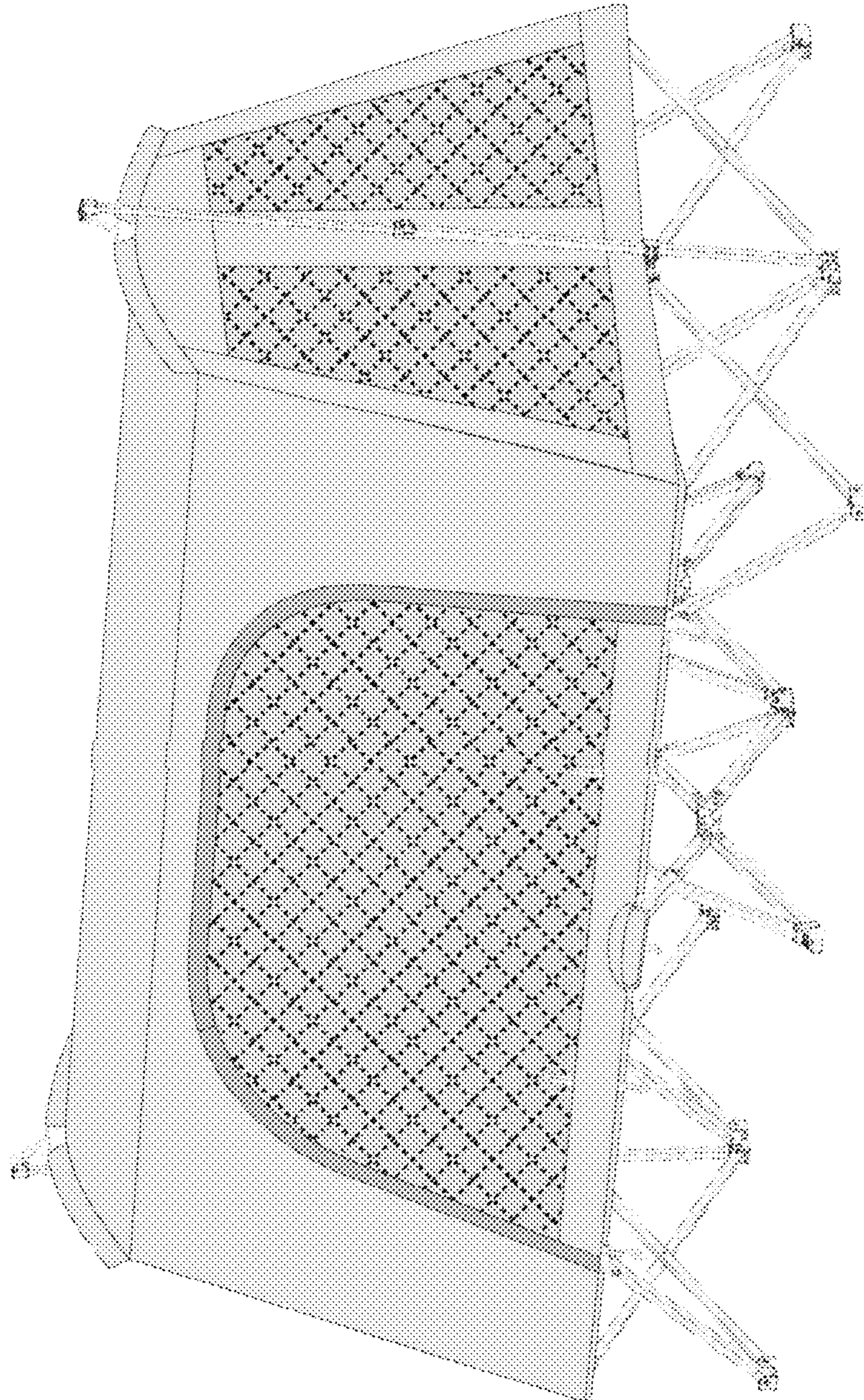


FIG. 1

FIG. 2

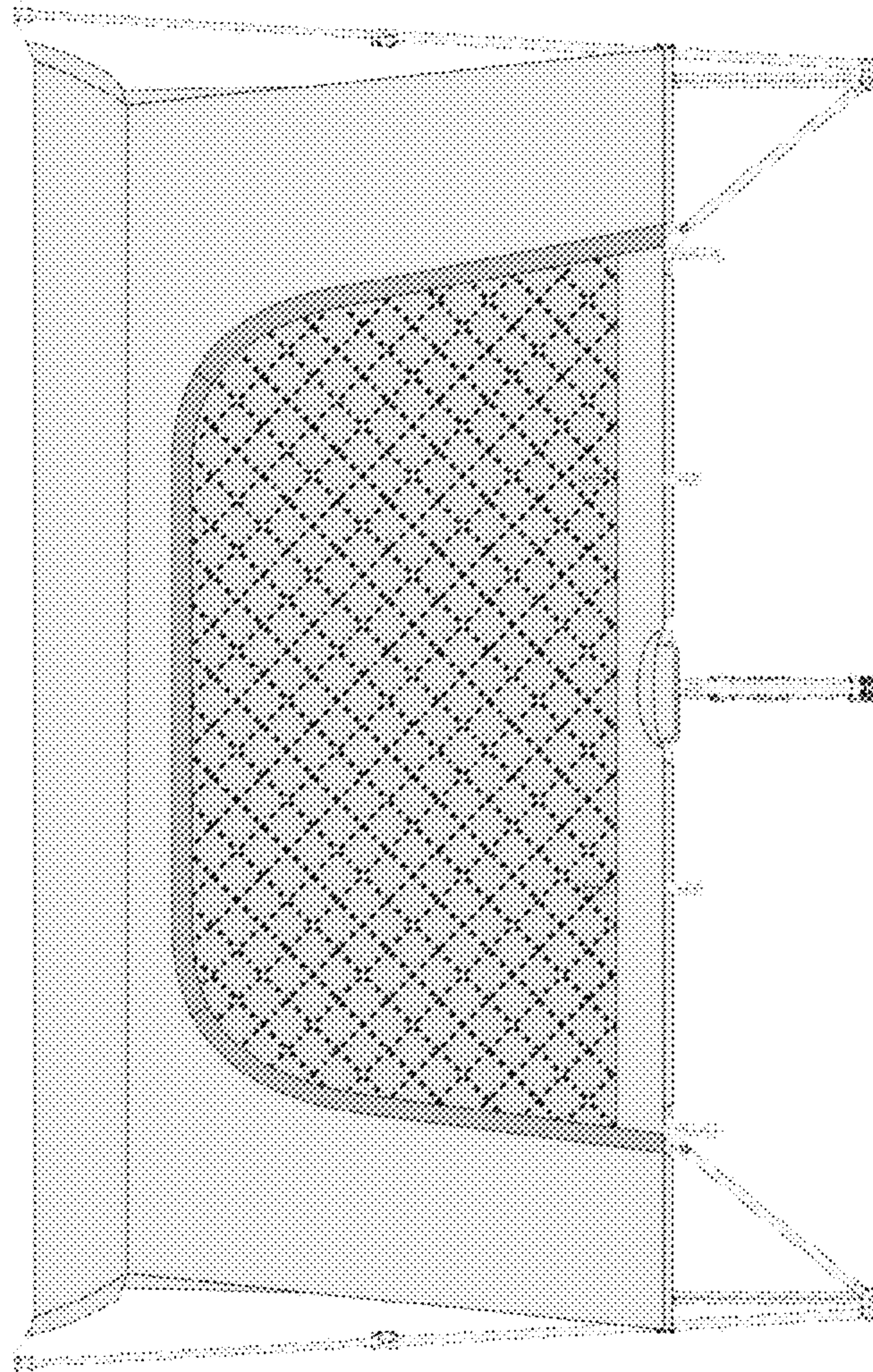
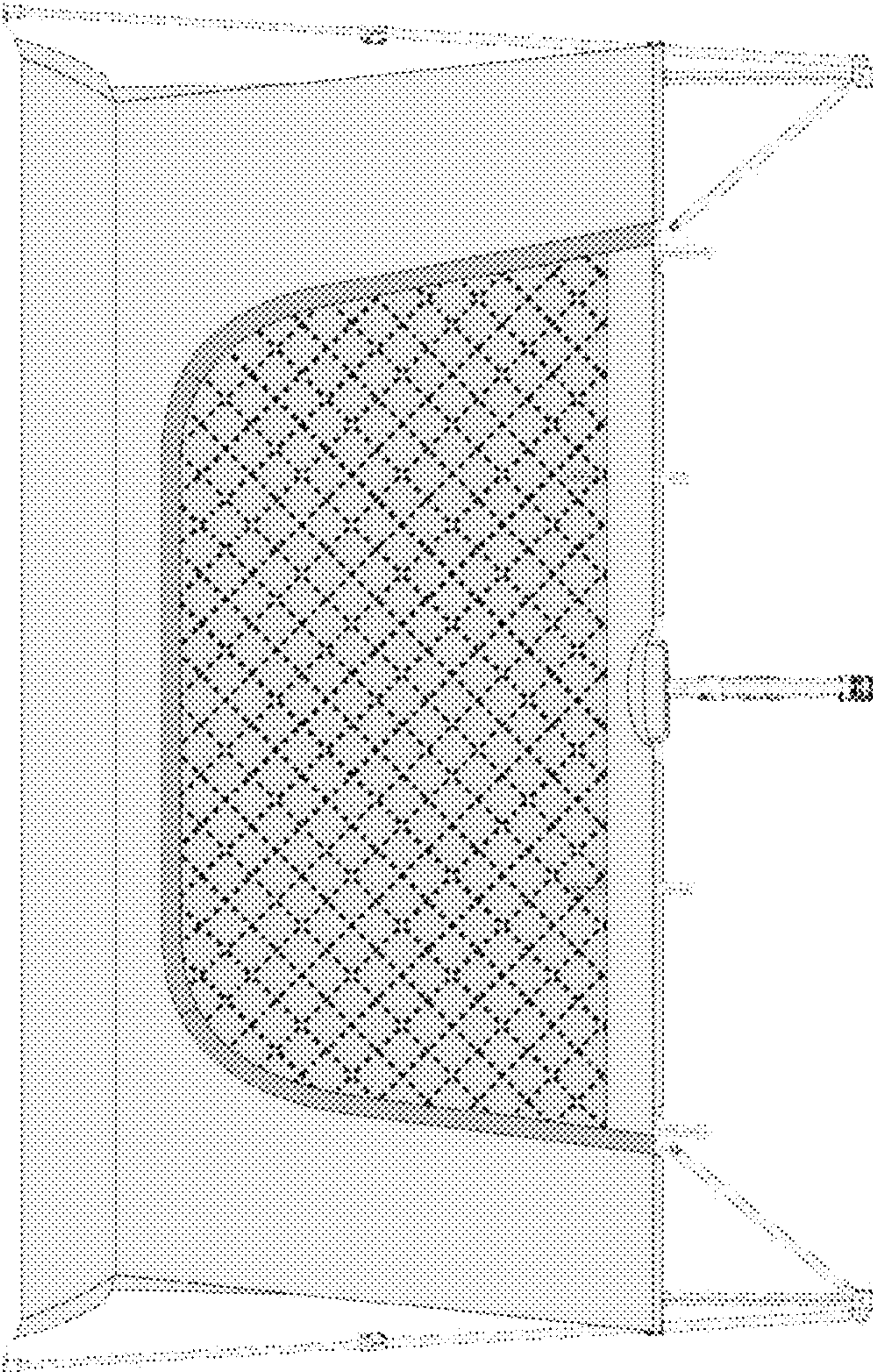


FIG. 3



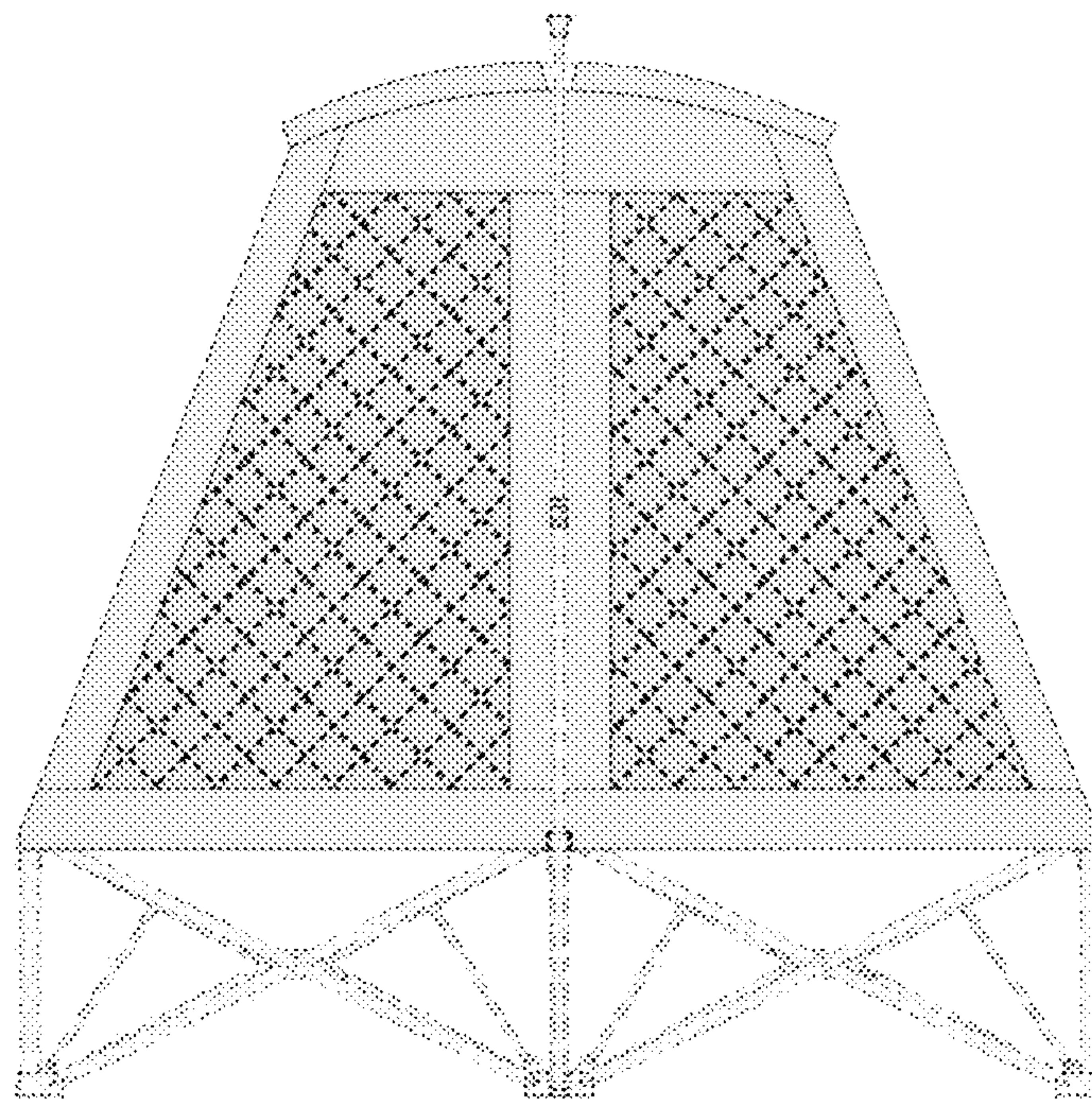


FIG. 4

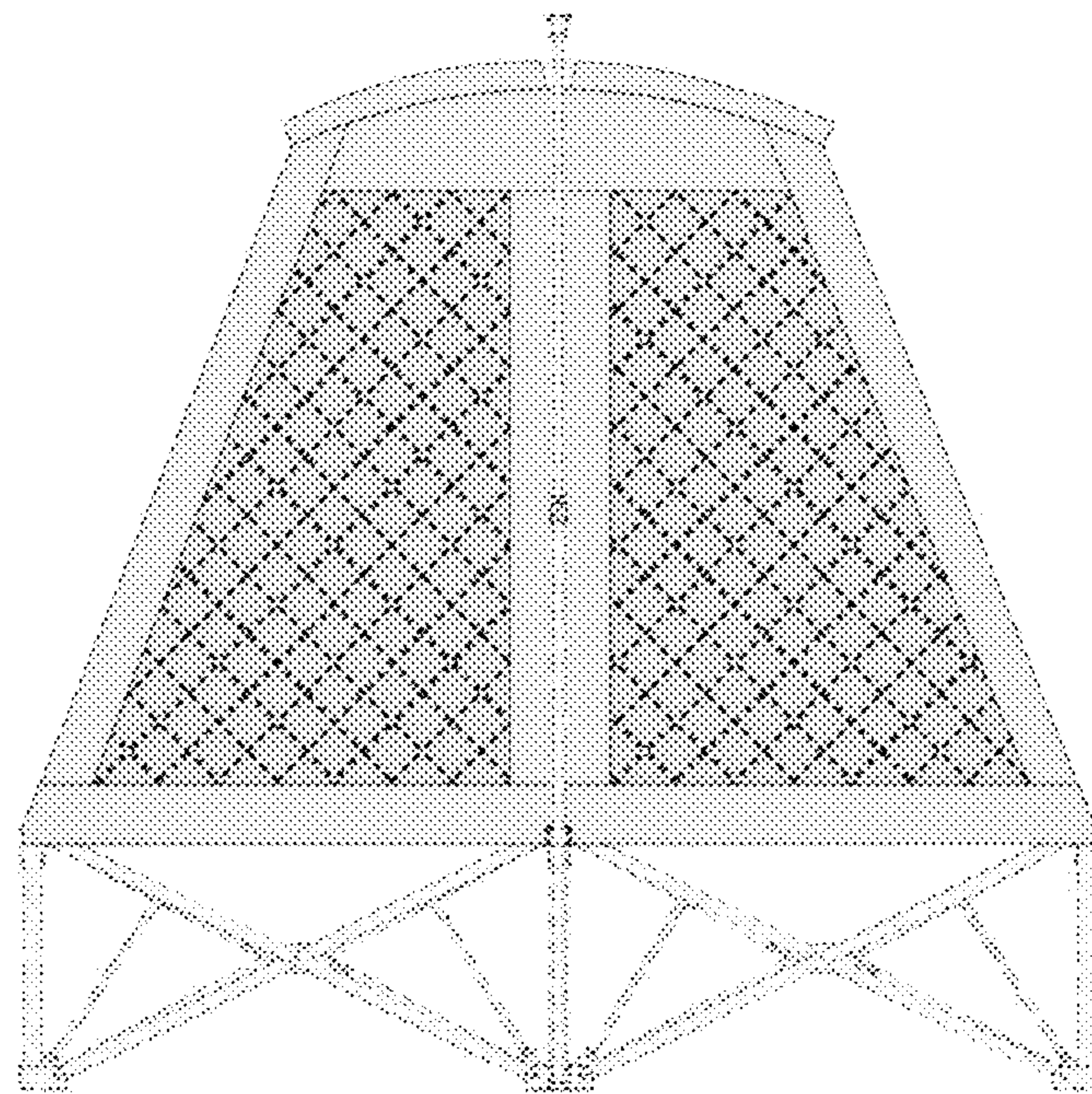


FIG. 5

FIG. 6

