



US00D852914S

(12) **United States Design Patent**
Cecchi et al.

(10) **Patent No.:** **US D852,914 S**

(45) **Date of Patent:** **** Jul. 2, 2019**

(54) **POOL FLOAT**

(71) Applicants: **Paige Cecchi**, Madison, CT (US);
Michael D. Cecchi, Longboat Key, FL
(US); **Heather Molloy**, Bronxville, NY
(US)

(72) Inventors: **Paige Cecchi**, Madison, CT (US);
Michael D. Cecchi, Longboat Key, FL
(US); **Heather Molloy**, Bronxville, NY
(US)

(**) Term: **15 Years**

(21) Appl. No.: **29/641,831**

(22) Filed: **Mar. 26, 2018**

(51) **LOC (11) Cl.** **21-02**

(52) **U.S. Cl.**
USPC **D21/803**; D24/194; D24/214

(58) **Field of Classification Search**
USPC D21/803, 804, 807, 809, 810; D29/124;
D6/392, 595, 596, 601, 604, 605;
D24/193-195, 214; D1/101, 104, 106,
D1/113, 115, 125, 199

CPC .. A63B 21/4005; A47C 15/006; A47C 15/008
See application file for complete search history.

(56) **References Cited**

U.S. PATENT DOCUMENTS

D48,785 S *	3/1916	Goldman	D24/194
D85,142 S *	9/1931	Streckler	D24/194
3,135,978 A *	6/1964	Grasmoen	A47C 27/081
				441/131
D232,667 S *	9/1974	Styllanos	D1/120
3,901,503 A *	8/1975	Klose	A63B 21/0608
				482/110

5,167,554 A *	12/1992	Tager	B63B 35/76
				222/79
5,342,229 A *	8/1994	Whitt	B63B 21/24
				114/294
D365,024 S *	12/1995	DuBow	D9/434
5,476,404 A *	12/1995	Price	A47C 15/006
				441/126
D423,184 S *	4/2000	Lamont	426/104
D476,712 S *	7/2003	Peterson	D21/803
8,047,886 B1 *	11/2011	McLarty	B63B 7/06
				114/346
D775,293 S *	12/2016	Miller	D21/803
D788,247 S *	5/2017	Lin	D21/815
D813,997 S *	3/2018	McGuire	D23/296
D821,992 S *	7/2018	Sung	D13/199

* cited by examiner

Primary Examiner — Garth Rademaker

Assistant Examiner — Melvin L Davis

(74) *Attorney, Agent, or Firm* — Michael A. Blake

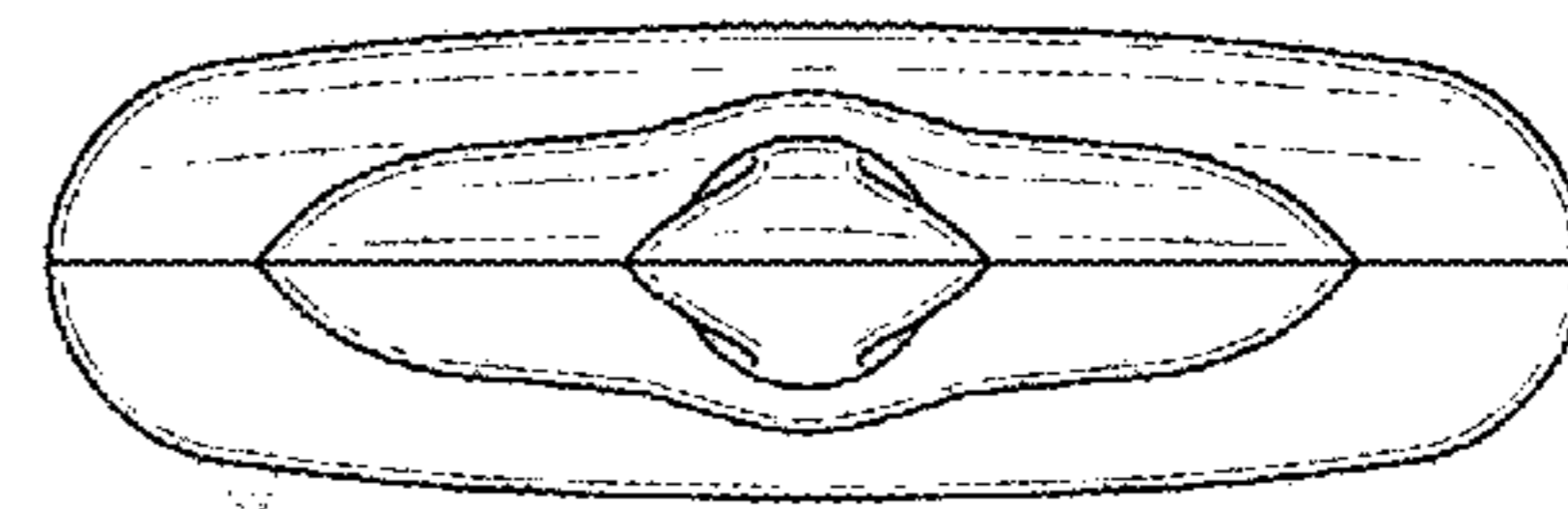
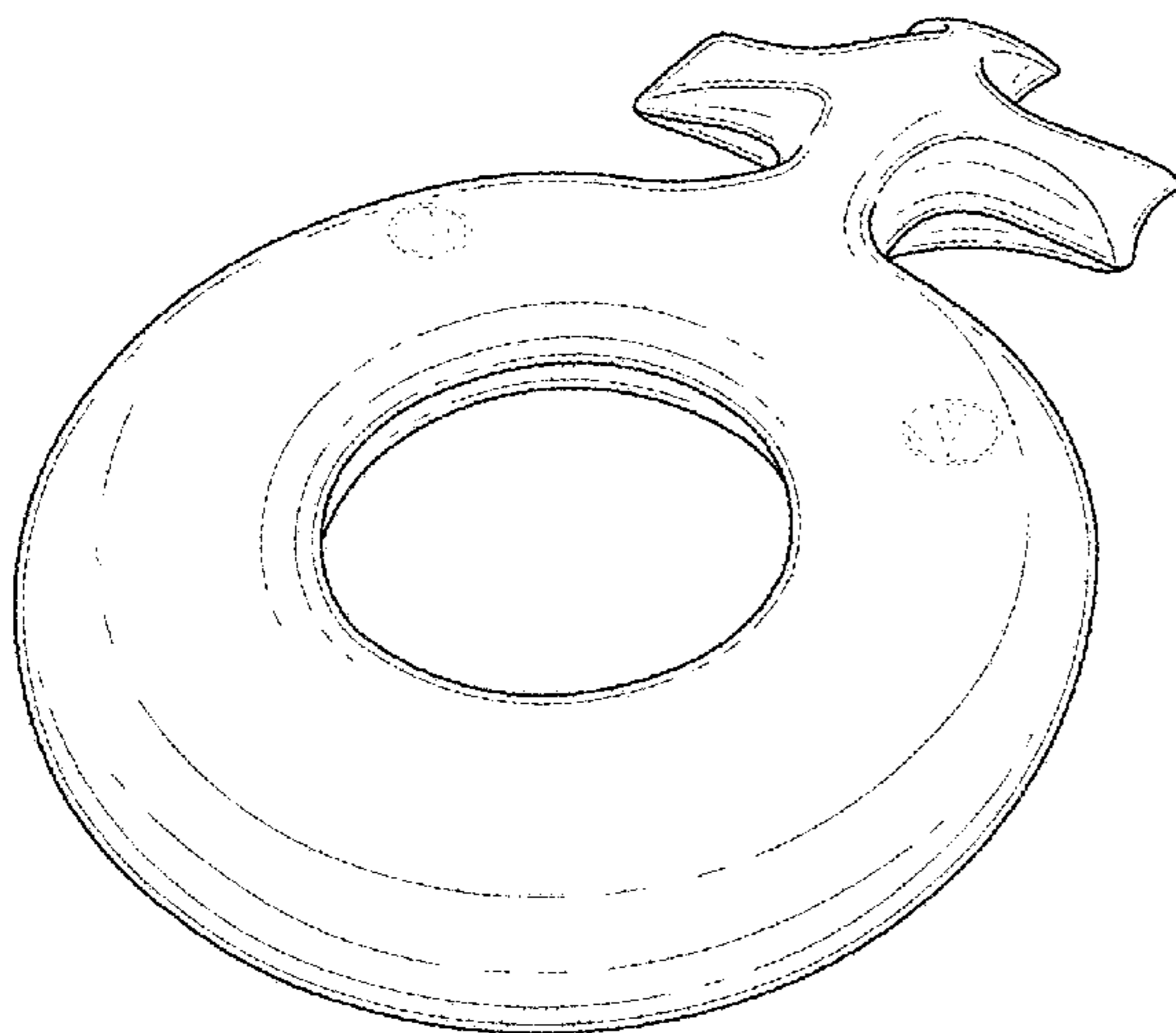
(57) **CLAIM**

The ornamental design for a pool float, as shown and described.

DESCRIPTION

FIG. 1 is a perspective view of a pool float;
FIG. 2 is a top view of the pool float;
FIG. 3 is a bottom view of the pool float;
FIG. 4 is a right side view of the pool float;
FIG. 5 is a left side view of the pool float;
FIG. 6 is a front elevation view of the pool float; and,
FIG. 7 is rear elevation view of the pool float.
The broken lines depict portions of the article that form no part of the claimed design.

1 Claim, 5 Drawing Sheets



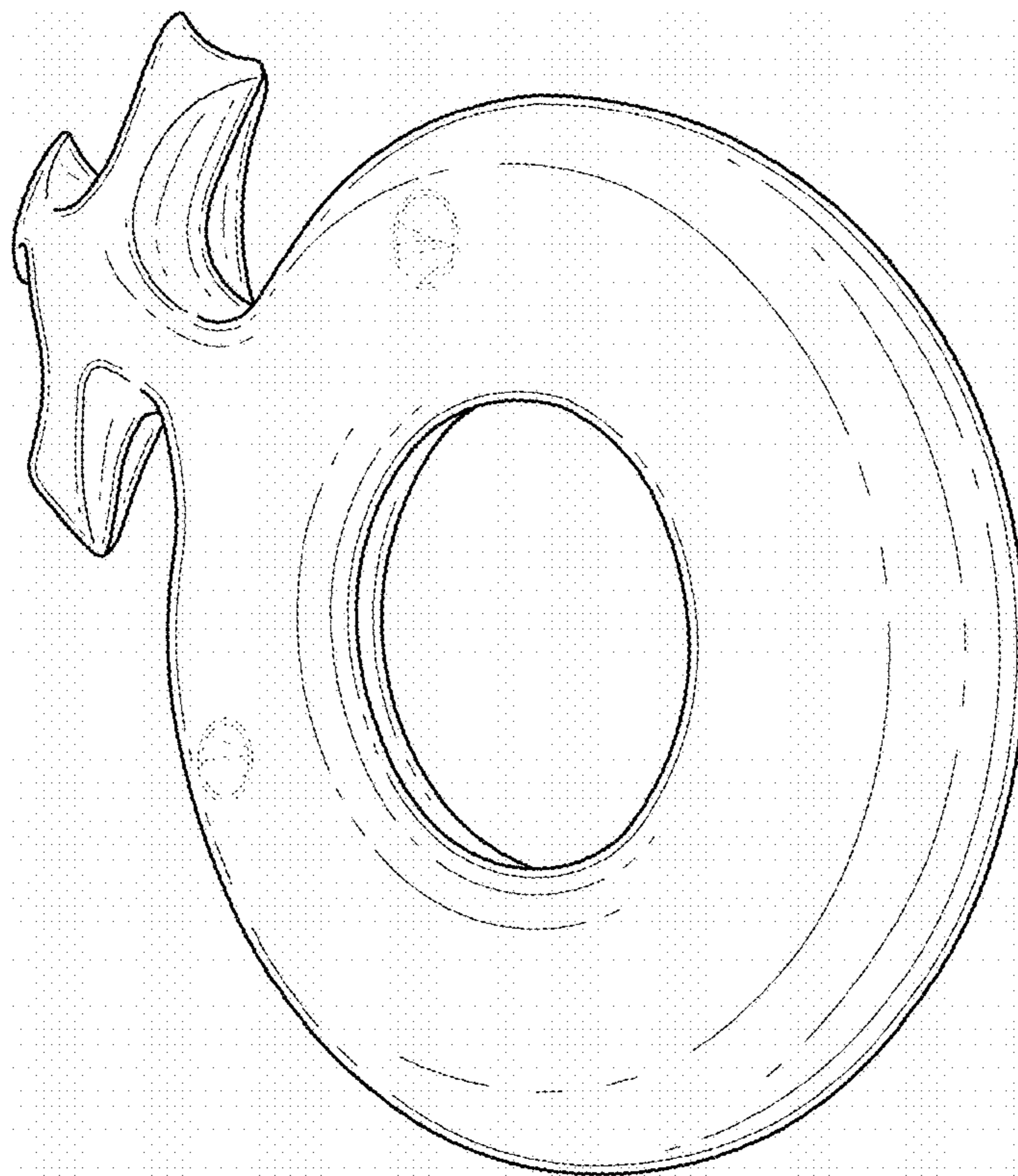


FIG. 1

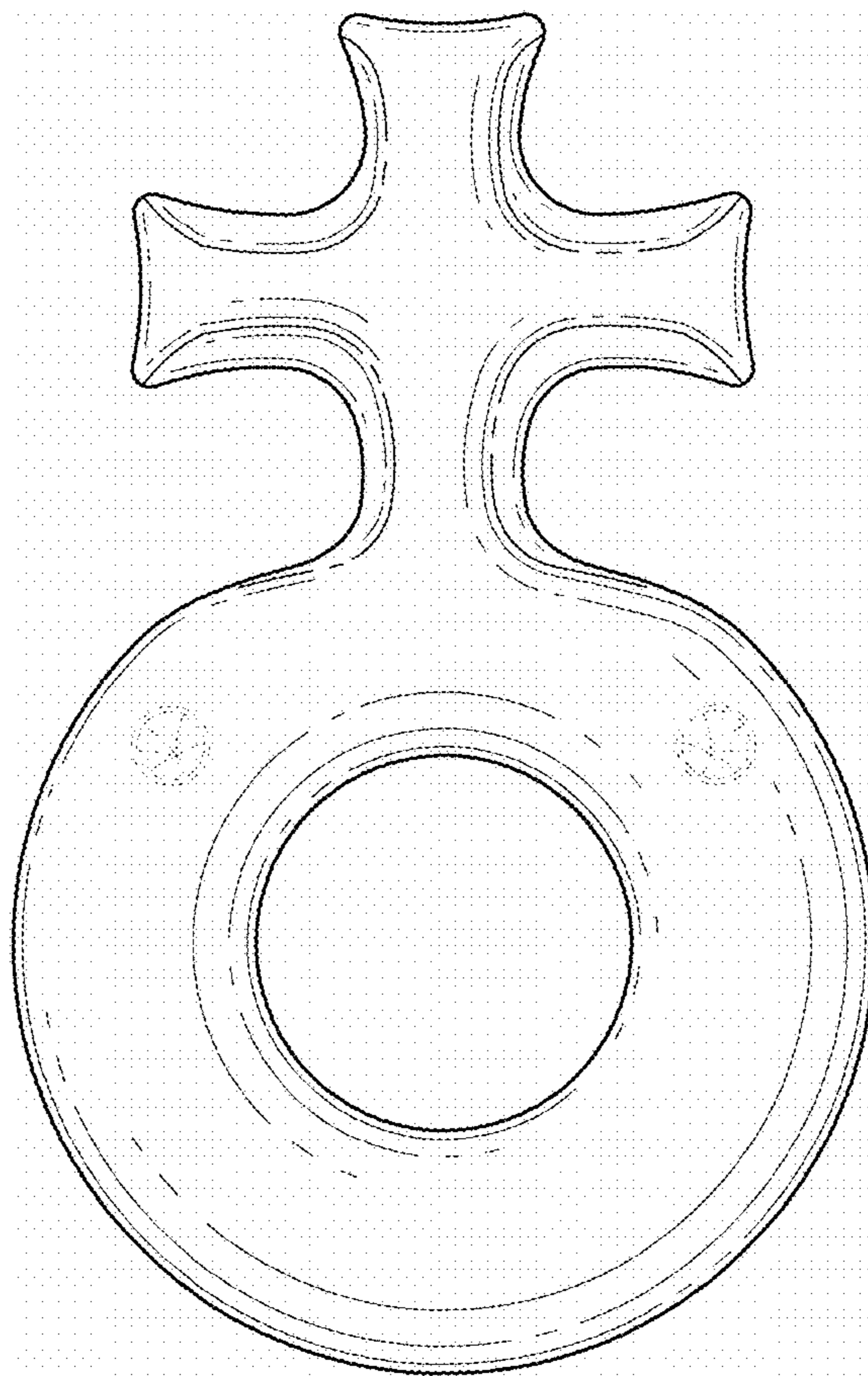


FIG. 2

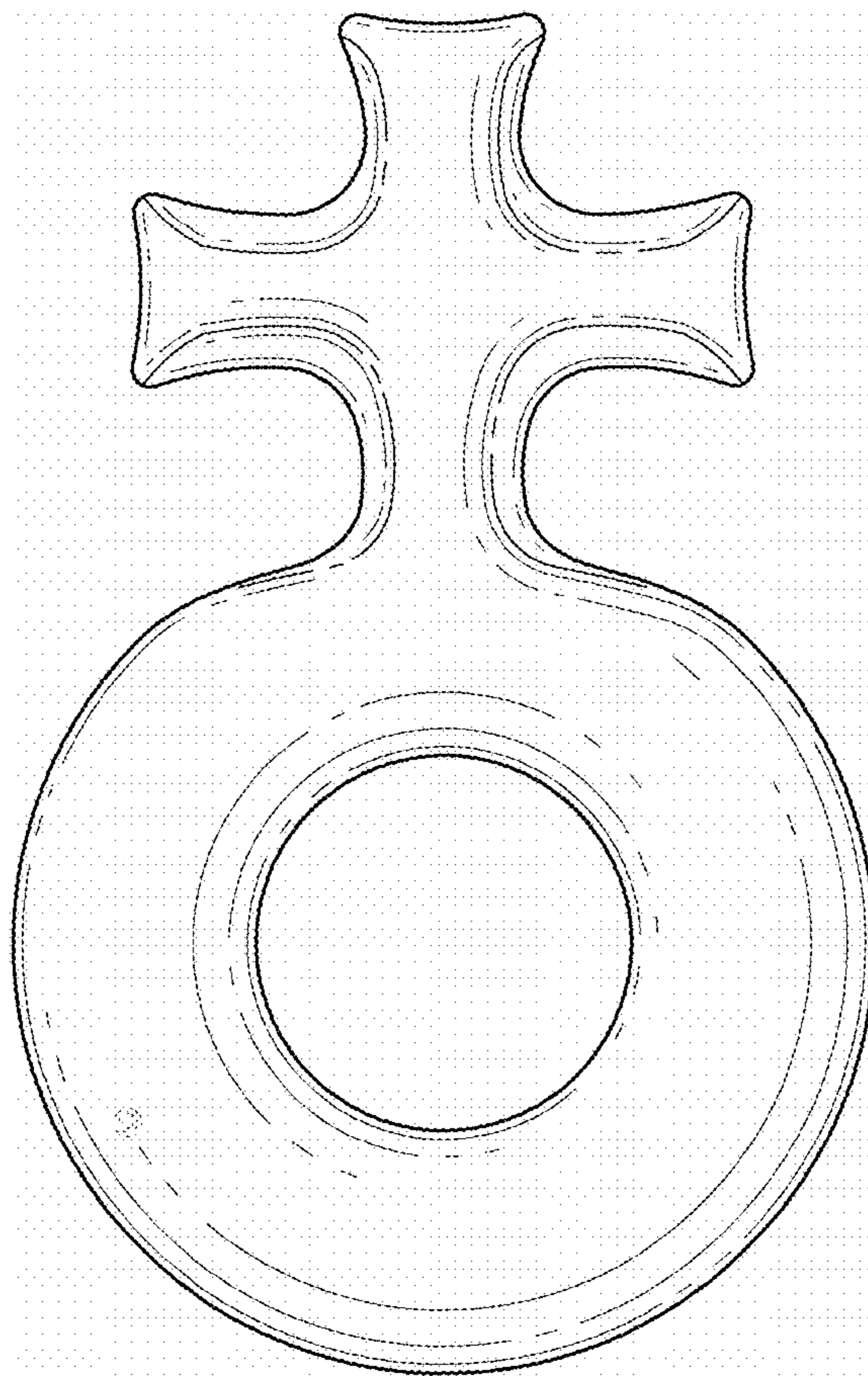


FIG. 3

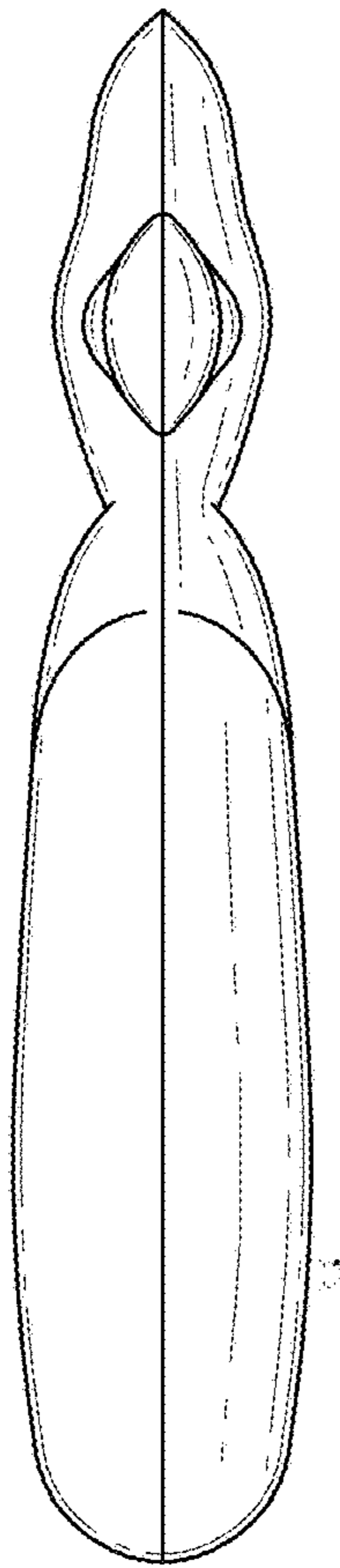


FIG. 4

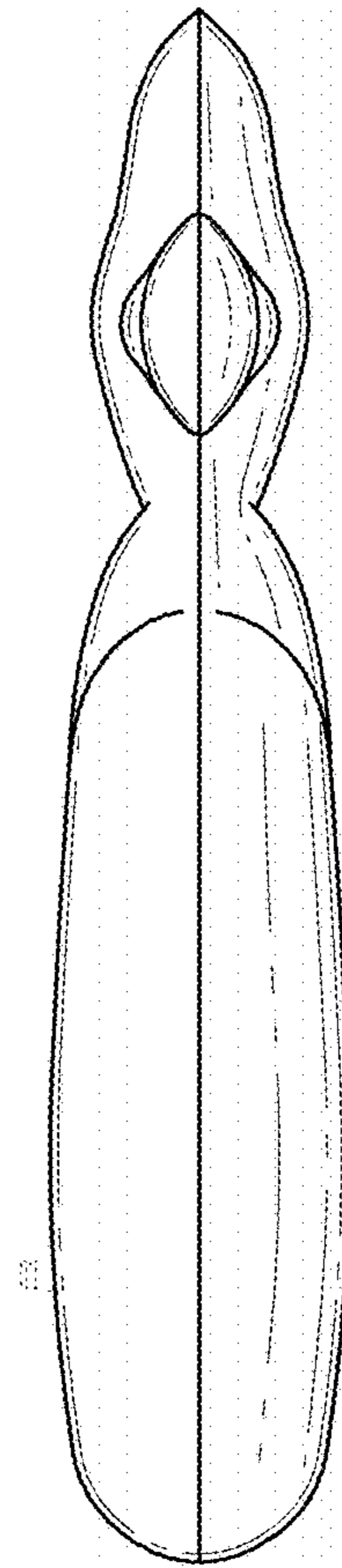


FIG. 5

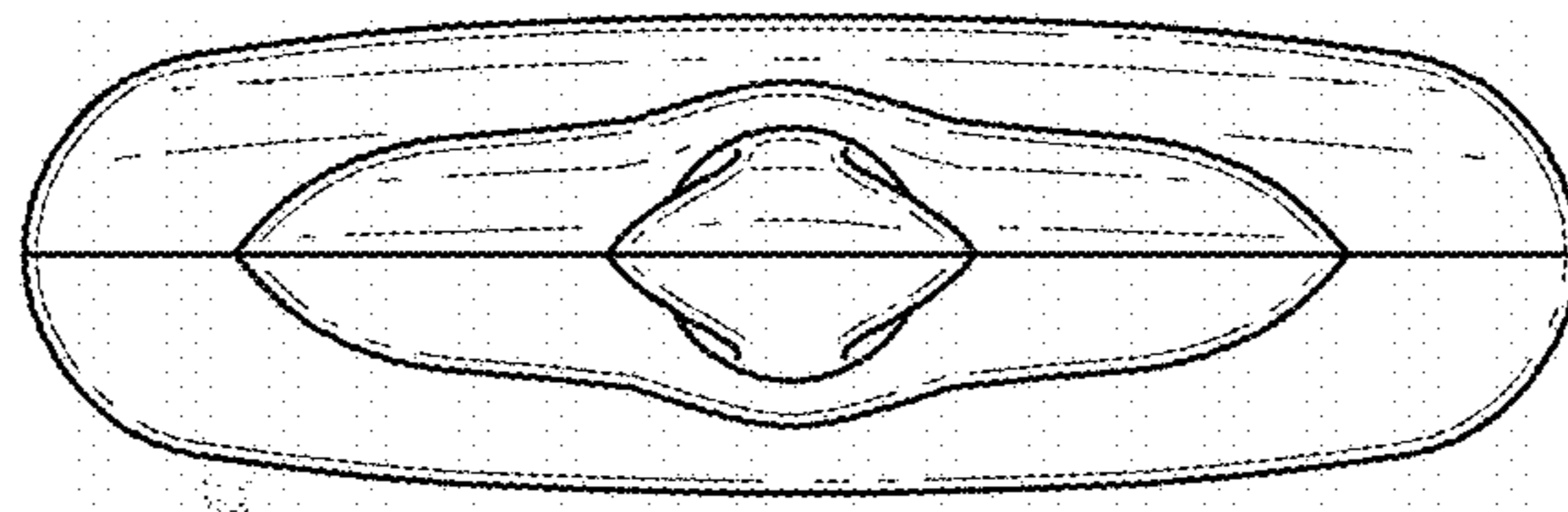


FIG. 6

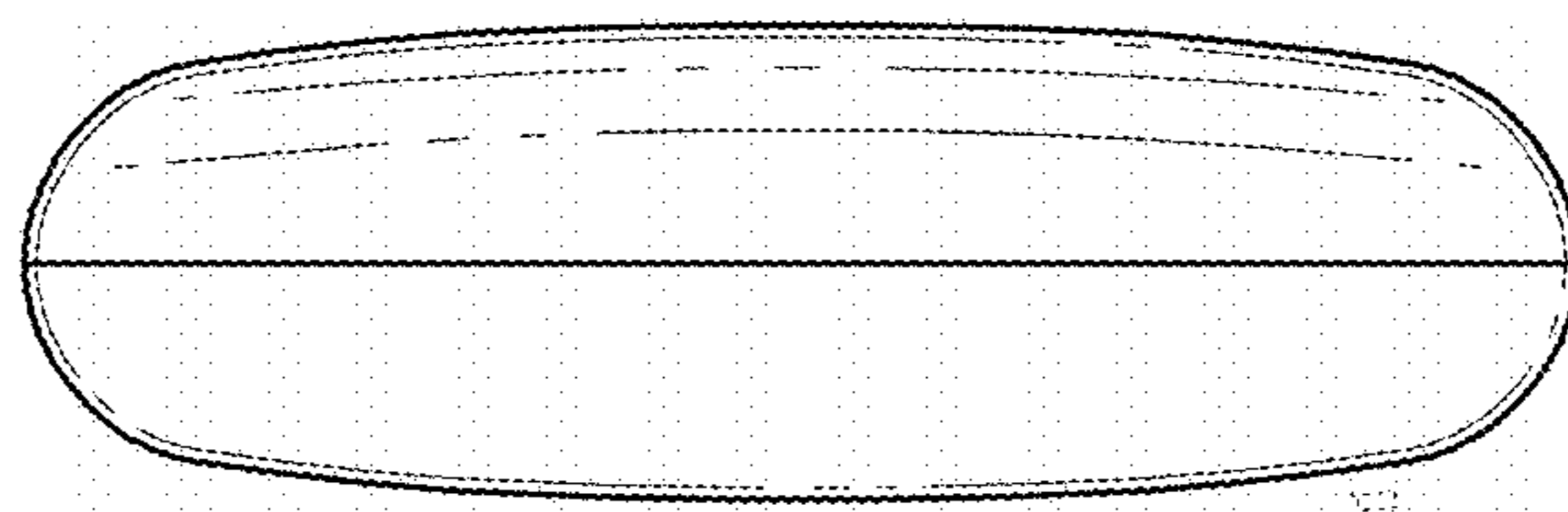


FIG. 7