

US00D852908S

(12) **United States Design Patent**
Dennisur et al.

(10) **Patent No.:** **US D852,908 S**
(45) **Date of Patent:** **** Jul. 2, 2019**

(54) **EXERCISE RESISTANCE BAND WITH AN INSTRUCTIONAL GUIDE**

6,701,532 B1 * 3/2004 Glassberg A41D 20/00
2/170

D499,775 S 12/2004 Potak et al.
D542,167 S * 5/2007 Brown D11/4

(71) Applicants: **Delroy Dennisur**, Smyrna, GA (US);
Justin Arsenault, Atlanta, GA (US)

(Continued)

(72) Inventors: **Delroy Dennisur**, Smyrna, GA (US);
Justin Arsenault, Atlanta, GA (US)

OTHER PUBLICATIONS

US Trademark Serial No. 5625958; Mark—MVN filing date: Mar. 5, 2018 Publication date: Sep. 11, 2018.

(Continued)

(**) Term: **15 Years**

Primary Examiner — Ryan Harvey

(21) Appl. No.: **29/680,548**

(74) *Attorney, Agent, or Firm* — LegalForce RAPC
Worldwide

(22) Filed: **Feb. 18, 2019**

(51) **LOC (11) Cl.** **21-02**

(57) **CLAIM**

(52) **U.S. Cl.**

The ornamental design for an exercise resistance band with an instructional guide, as shown and described.

USPC **D21/692**

DESCRIPTION

(58) **Field of Classification Search**

USPC D3/226; D21/692, 662; D2/999;
D19/75; 482/121, 122, 129; D6/591;
D11/4; D22/108

CPC A63B 21/0555; A63B 21/0004; A63B
21/0442; A63B 21/00061; A63B
21/00185; A63B 21/0552; A63B
2208/0204; A63B 2071/0072; A63B
2071/027; A63B 21/4025; A63B 21/0557;
A63B 21/4035; A63B 21/00069; A63B
21/4043; A63B 21/04; A41D 2300/22

See application file for complete search history.


FIG. 1 is a front perspective view of a first embodiment of the exercise resistance band with an instructional guide, showing our new design;
FIG. 2 is a rear perspective view of FIG. 1 thereof;
FIG. 3 is a front perspective view of a second embodiment of the exercise resistance band with an instructional guide;
FIG. 4 is a rear perspective view of FIG. 3 thereof;
FIG. 5 is a front perspective view of a third embodiment of the exercise resistance band with an instructional guide;
FIG. 6 is a rear perspective view of FIG. 5 thereof;
FIG. 7 is a front perspective view of a fourth embodiment of the exercise resistance band with an instructional guide;
FIG. 8 is a rear perspective view of FIG. 7 thereof; and,
FIG. 9 is a rear perspective view of the exercise resistance band with an instructional guide of FIG. 7, shown in use.
The broken lines shown in FIGS. 1-9, on the surface of the resistance band, form part of the claimed design; The pair of broken line legs and feet, in FIG. 9, show unclaimed environment which forms no part of the claimed design.

(56) **References Cited**

U.S. PATENT DOCUMENTS

4,969,644 A 11/1990 Hlaing
D328,320 S * 7/1992 Hliang D21/692
5,711,747 A 1/1998 Steinback
5,945,060 A * 8/1999 Williams A63B 21/0004
264/150
D441,413 S 5/2001 Cataldi, Jr. et al.

1 Claim, 5 Drawing Sheets



(56)

References Cited

U.S. PATENT DOCUMENTS

D542,687 S * 5/2007 Brown D11/4
 D546,225 S * 7/2007 Brown D11/4
 D546,226 S * 7/2007 Brown D11/4
 D546,227 S * 7/2007 Brown D11/4
 D657,830 S * 4/2012 Guarrasi D21/662
 D667,666 S * 9/2012 Guarrasi D6/591
 D667,669 S * 9/2012 Guarrasi D6/591
 D670,345 S * 11/2012 Guarrasi D21/662
 D694,346 S * 11/2013 Radzik D21/662
 8,834,331 B1 * 9/2014 Boatwright A63B 21/0442
 482/121
 D740,549 S * 10/2015 Nejjar D3/226
 D746,051 S * 12/2015 Conway D3/226
 D750,716 S 3/2016 Pouliot
 D769,614 S * 10/2016 Nejjar D3/226
 D777,868 S * 1/2017 Wynalda, Jr. D22/108
 D777,869 S * 1/2017 Wynalda, Jr. D22/108
 D785,924 S * 5/2017 Blythe D2/999
 9,683,805 B2 * 6/2017 Wynalda, Jr. F41A 35/00
 D798,972 S 10/2017 Wallace
 D813,307 S * 3/2018 Lei A44C 5/0015
 D19/75
 9,914,005 B2 * 3/2018 Zadman-Zeman
 A63B 21/0004
 D828,467 S 9/2018 Karvandi
 D843,523 S * 3/2019 Young D21/692
 2004/0067827 A1 * 4/2004 Tustin A63B 21/0004
 482/121

2010/0273614 A1 * 10/2010 Lastik A63B 23/03575
 482/121
 2015/0328519 A1 * 11/2015 Lake A63B 69/0071
 473/447
 2018/0239392 A1 * 8/2018 Jobin G06F 1/1607
 2018/0318630 A1 * 11/2018 Young A63B 21/0555
 2018/0350275 A1 * 12/2018 Milbrandt B29C 48/09

OTHER PUBLICATIONS

“Resistance Bands Set Exercises Guide Printed on Loop Bands”, by MVN, Published Online on [May 15, 2018] 2 https://static.wixstatic.com/media/d7e78e_03d78612efc94f0da415458f7f7afe29d~mv2.jpg/v1/crop/x_23,y_0,w_954,h_1000/fit/w_311,h_326,al_c,q_80,usm_0.66_1.00_0.01/d7e78e_03d78612efc94f0da415458f7f7afe29d~mv2.webp.
 “Resistance Band Exercise Manual”, by MVN, Found Online on [Feb. 14, 2019] https://docs.wixstatic.com/ugd/e2ad34_d29f3a1789d74e47adf16ff116aa92af.pdf.
 “Exercise Stretch Bands Resistance Set”, by TNT Pro Series, Found Online on [Feb. 14, 2019] https://images-na.ssl-images-amazon.com/images/I/71FaTkS6_JL._SL1500_.jpg.
 “Resistance Band Strength & Flexibility Kit with Self-Guided Exercise Illustrations Printed on Bands”, by Gaiam, Found Online on [Feb. 14, 2019] https://images-na.ssl-images-amazon.com/images/I/81plm26UcjL._SL1500_.jpg.
 “Resistance Bands”, by Inmaker Found Online on [Feb. 14, 2019] https://images-na.ssl-images-amazon.com/images/I/71G1rDQxzl._SL1200_.jpg.

* cited by examiner




FIG. 1




FIG. 2

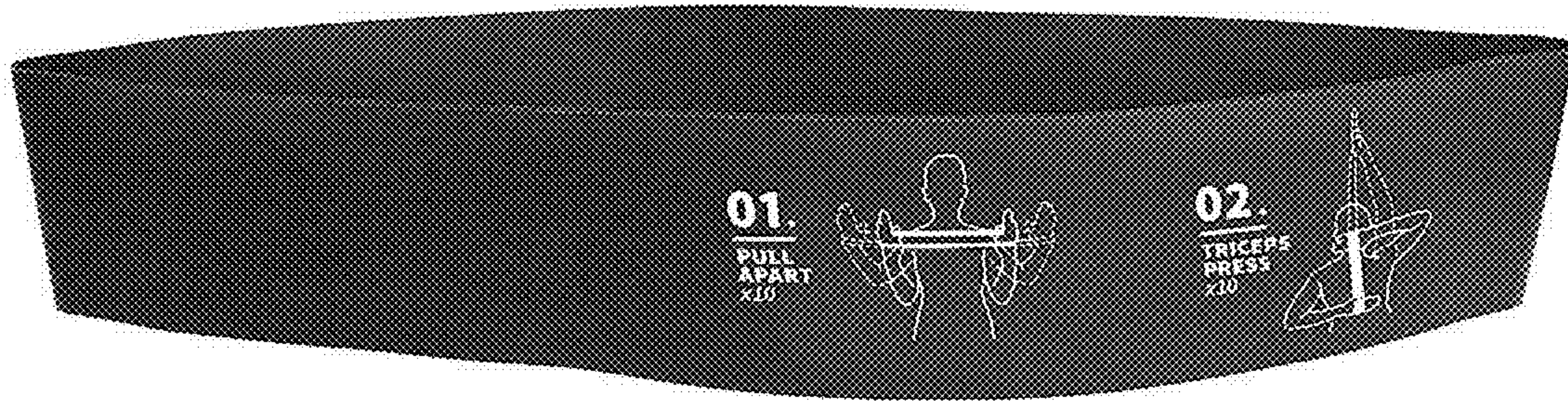


FIG. 3

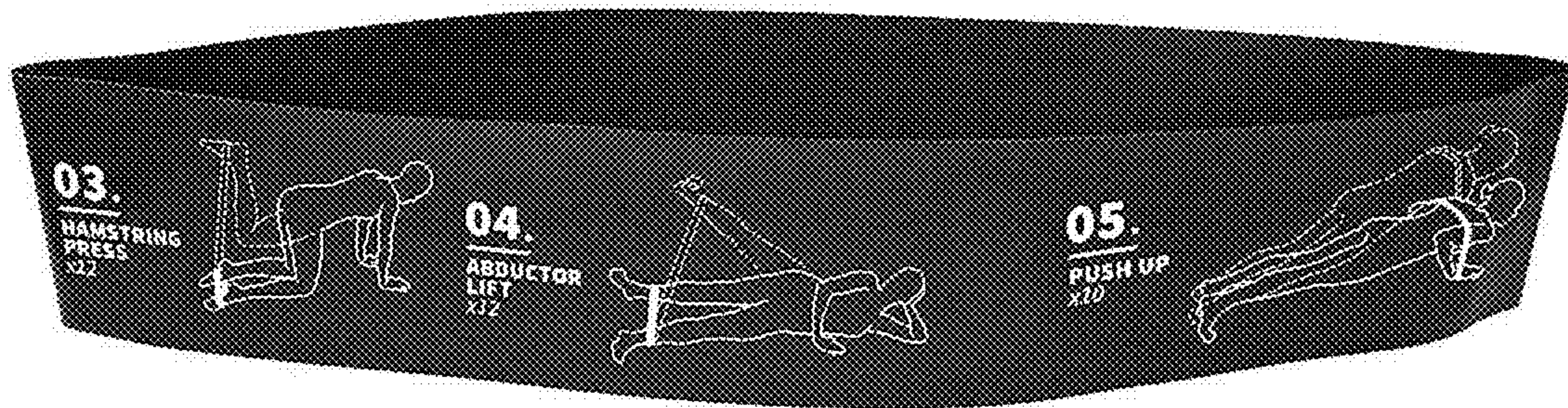


FIG. 4

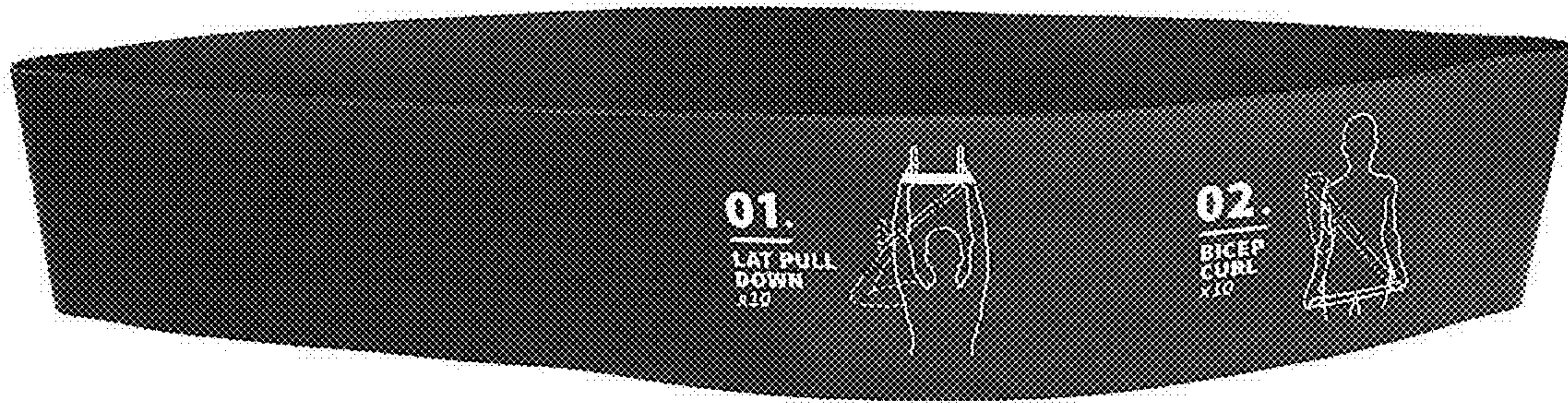


FIG. 5




FIG. 6

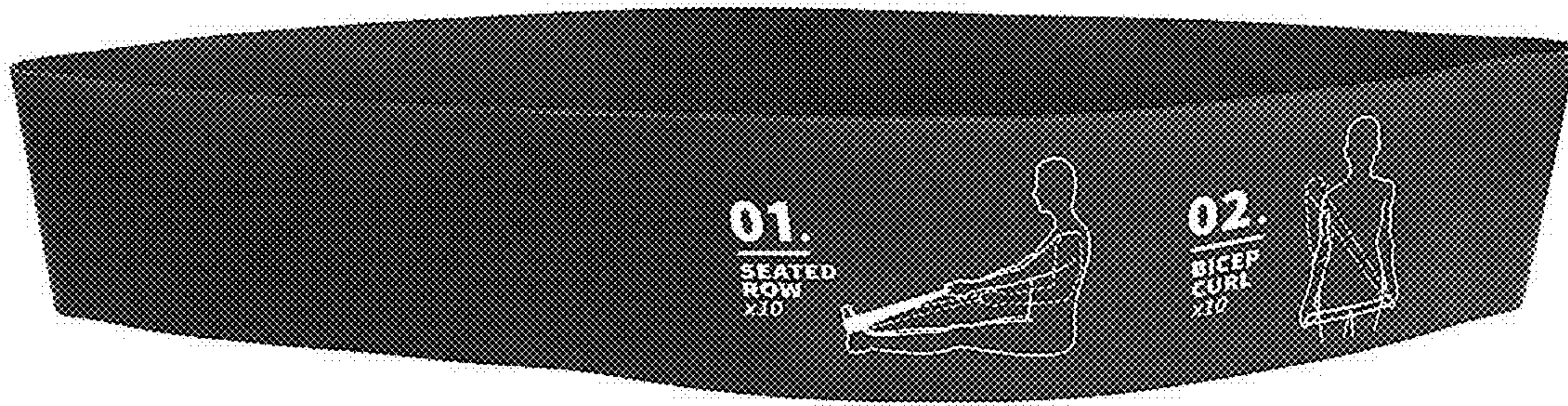


FIG. 7




FIG. 8

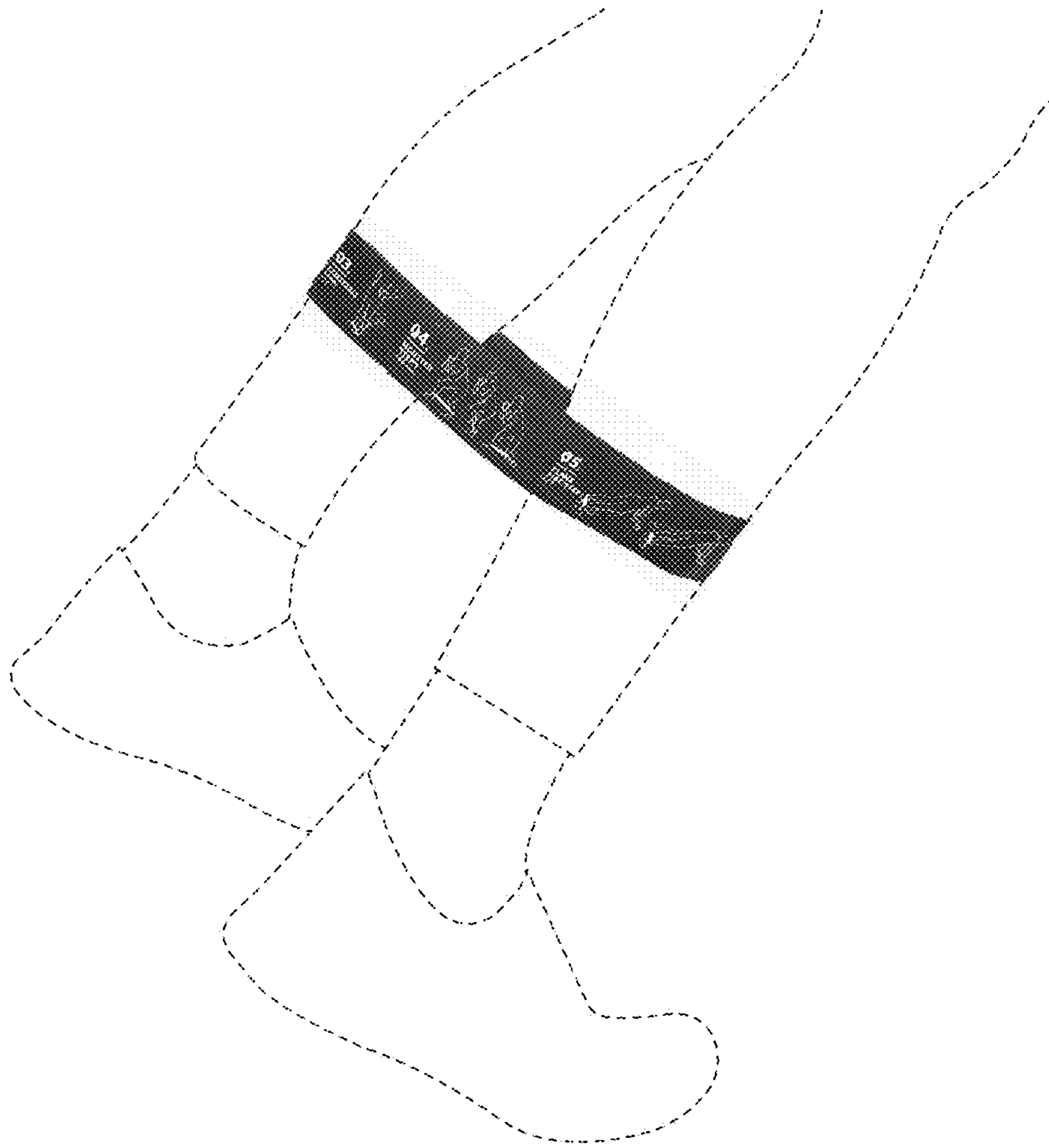


FIG. 9