



US00D852860S

(12) **United States Design Patent** (10) **Patent No.:** **US D852,860 S**  
**Lee** (45) **Date of Patent:** **\*\* Jul. 2, 2019**

(54) **ROBOTIC DEVICE**

FOREIGN PATENT DOCUMENTS

(71) Applicant: **Samsung Electronics Co., Ltd.**,  
Suwon-si (KR)

EM 003712900-0002 2/2017  
EM 003712900-0003 2/2017

(Continued)

(72) Inventor: **Hongkue Lee**, Yokohama-Si (JP)

OTHER PUBLICATIONS

(73) Assignee: **SAMSUNG ELECTRONICS CO., LTD.**, Suwon-si (KR)

Unknown, "Toyota to unveil mini-robot to connect with smartphone", published Apr. 10, 2018 at www.newstomato.com: <http://www.newstomato.com/readNews.aspx?no=694486> (Last accessed Apr. 25, 2018).

(\*\*) Term: **15 Years**

(21) Appl. No.: **29/645,584**

(22) Filed: **Apr. 27, 2018**

*Primary Examiner* — Patricia A Palasik

(74) *Attorney, Agent, or Firm* — McAndrews Held & Malloy, Ltd.

(30) **Foreign Application Priority Data**

Oct. 27, 2017 (KR) ..... 30-2017-0050123

(51) **LOC (11) Cl.** ..... **15-99**

(52) **U.S. Cl.**  
USPC ..... **D15/199**

(58) **Field of Classification Search**  
USPC ..... D15/199; D21/578-583, 621, 622  
CPC ..... B25J 5/007; B60B 19/006; B62D 57/024;  
H01F 7/0221; Y10S 901/01  
See application file for complete search history.

(57) **CLAIM**

The ornamental design for a robotic device, as shown and described.

(56) **References Cited**

U.S. PATENT DOCUMENTS

D285,599 S *	9/1986	Forino	.....	D21/578
D410,479 S *	6/1999	Sawai	.....	D16/202
D450,788 S *	11/2001	Kawasaki	.....	D21/578
D500,067 S *	12/2004	Liu	.....	D16/202
D549,756 S *	8/2007	Park	.....	D15/199
D592,650 S *	5/2009	Tsang	.....	D14/242
D635,603 S *	4/2011	Paz Rodriguez	.....	D15/199
D644,256 S *	8/2011	Kitano	.....	D15/199
D685,438 S *	7/2013	Fan	.....	D15/199
D695,345 S *	12/2013	Park	.....	D19/59
D710,953 S *	8/2014	Katsutani	.....	D15/199
D719,621 S *	12/2014	Song	.....	D21/578

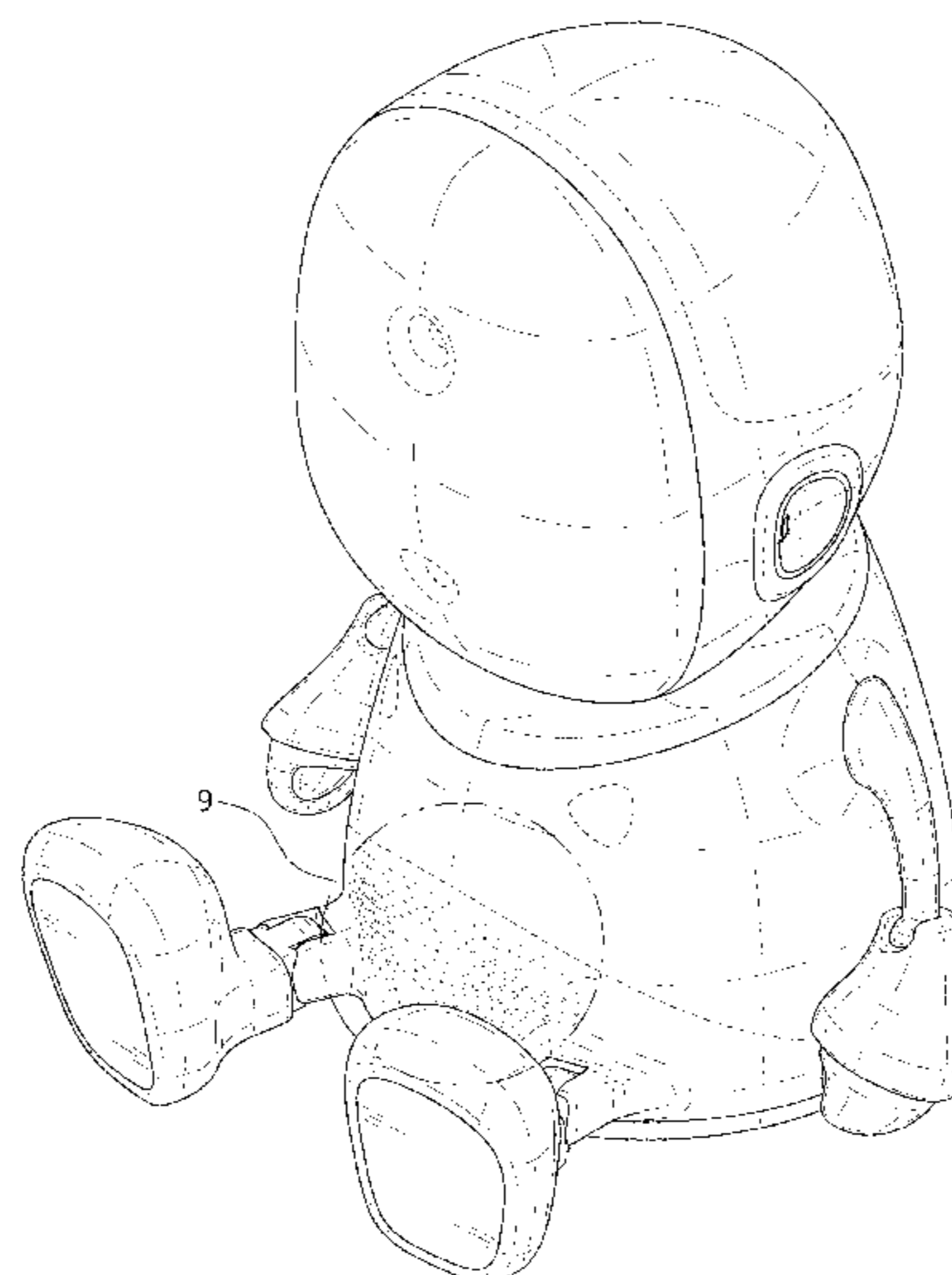
(Continued)

**DESCRIPTION**

FIG. 1 is a top front perspective view of a robotic device showing my new design;  
FIG. 2 is a front elevation view thereof;  
FIG. 3 is a rear elevation view thereof;  
FIG. 4 is a left side elevation view thereof;  
FIG. 5 is a right side elevation view thereof;  
FIG. 6 is a top plan view thereof;  
FIG. 7 is a bottom plan view thereof;  
FIG. 8 is a bottom rear perspective view thereof; and,  
FIG. 9 is an enlarged view of the portion 9 encircled in FIG. 1.

The evenly dashed broken lines in the drawings illustrate portions of the robotic device that form no part of the claimed design. The dot-dot-dash broken lines in the drawings encircle portions of the claimed design that are illustrated in enlargements and form no part of the claimed design.

**1 Claim, 9 Drawing Sheets**



(56)

References Cited

U.S. PATENT DOCUMENTS

D725,167 S \* 3/2015 Song ..... D15/199  
 D727,867 S \* 4/2015 Chao ..... D14/130  
 D741,389 S \* 10/2015 Park ..... D16/203  
 D761,894 S \* 7/2016 Ho ..... D15/199  
 D766,644 S \* 9/2016 Huang ..... D15/199  
 D793,145 S \* 8/2017 Huang ..... D15/199  
 D799,575 S \* 10/2017 Tang ..... D15/199  
 D802,040 S \* 11/2017 Canoso ..... D15/199  
 D806,805 S \* 1/2018 Takahashi ..... D21/578  
 D809,040 S \* 1/2018 Webb, II ..... D15/199  
 D810,167 S \* 2/2018 Yang ..... D15/199  
 D813,926 S \* 3/2018 Shin ..... D16/203  
 D814,542 S \* 4/2018 Iijima ..... D15/199  
 D822,740 S \* 7/2018 Tsai ..... D15/199  
 D822,770 S \* 7/2018 Hsiao ..... D21/578  
 D823,367 S \* 7/2018 Tsai ..... D15/199  
 D823,917 S \* 7/2018 Bernazeau ..... D15/199  
 D825,010 S \* 8/2018 Osentoski ..... D21/578

D826,302 S \* 8/2018 Tsukamoto ..... D15/199  
 D830,438 S \* 10/2018 Haddadin ..... D15/199  
 D832,328 S \* 10/2018 Baek ..... D15/199  
 D835,693 S \* 12/2018 Lee ..... D15/199  
 D836,690 S \* 12/2018 Kim ..... D15/199  
 D837,854 S \* 1/2019 Zhou ..... D15/199  
 D837,855 S \* 1/2019 Chen ..... D15/199  
 2010/0245569 A1 \* 9/2010 Hakoishi ..... G08B 13/19619  
 348/143  
 2015/0224640 A1 \* 8/2015 Vu ..... B25J 5/007  
 700/259  
 2016/0059408 A1 \* 3/2016 Isobe ..... B25J 5/007  
 700/253  
 2016/0229058 A1 \* 8/2016 Pinter ..... G06Q 50/22

FOREIGN PATENT DOCUMENTS

JP 1263144 2/2006  
 JP 1368866 9/2009  
 KR 30-0663841 10/2012

\* cited by examiner

FIG. 1




FIG. 2






FIG. 3




FIG. 4

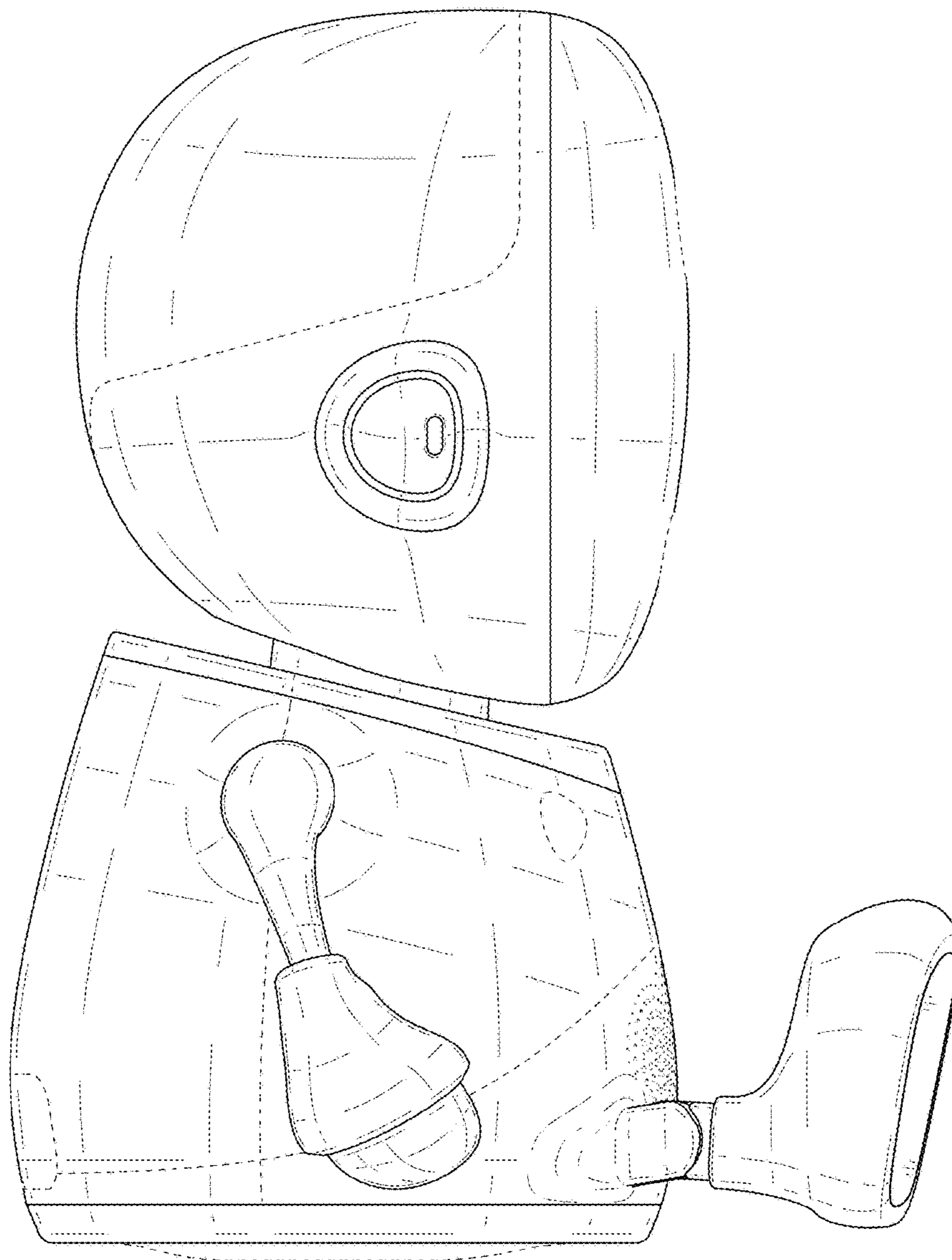


FIG. 5

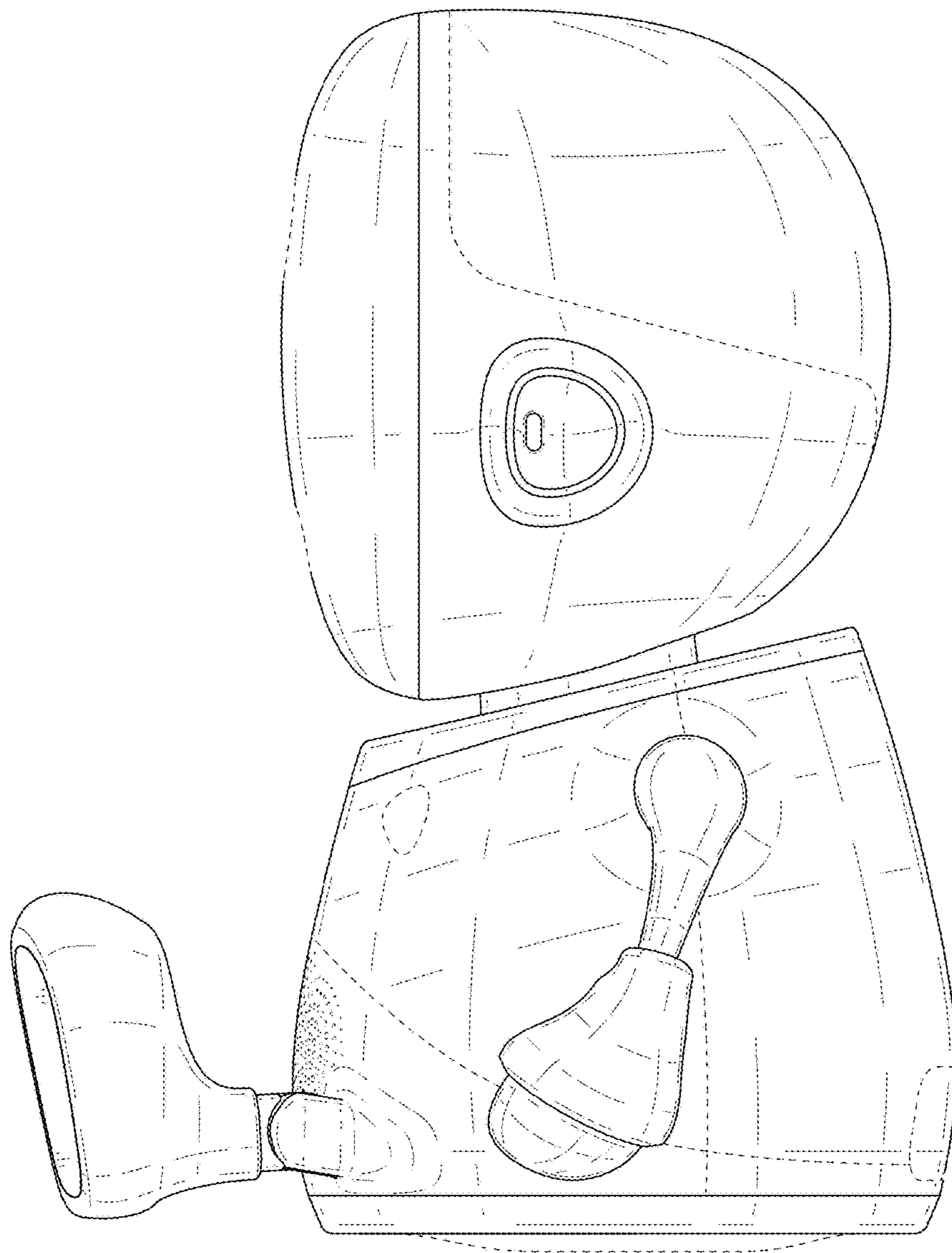


FIG. 6






FIG. 7

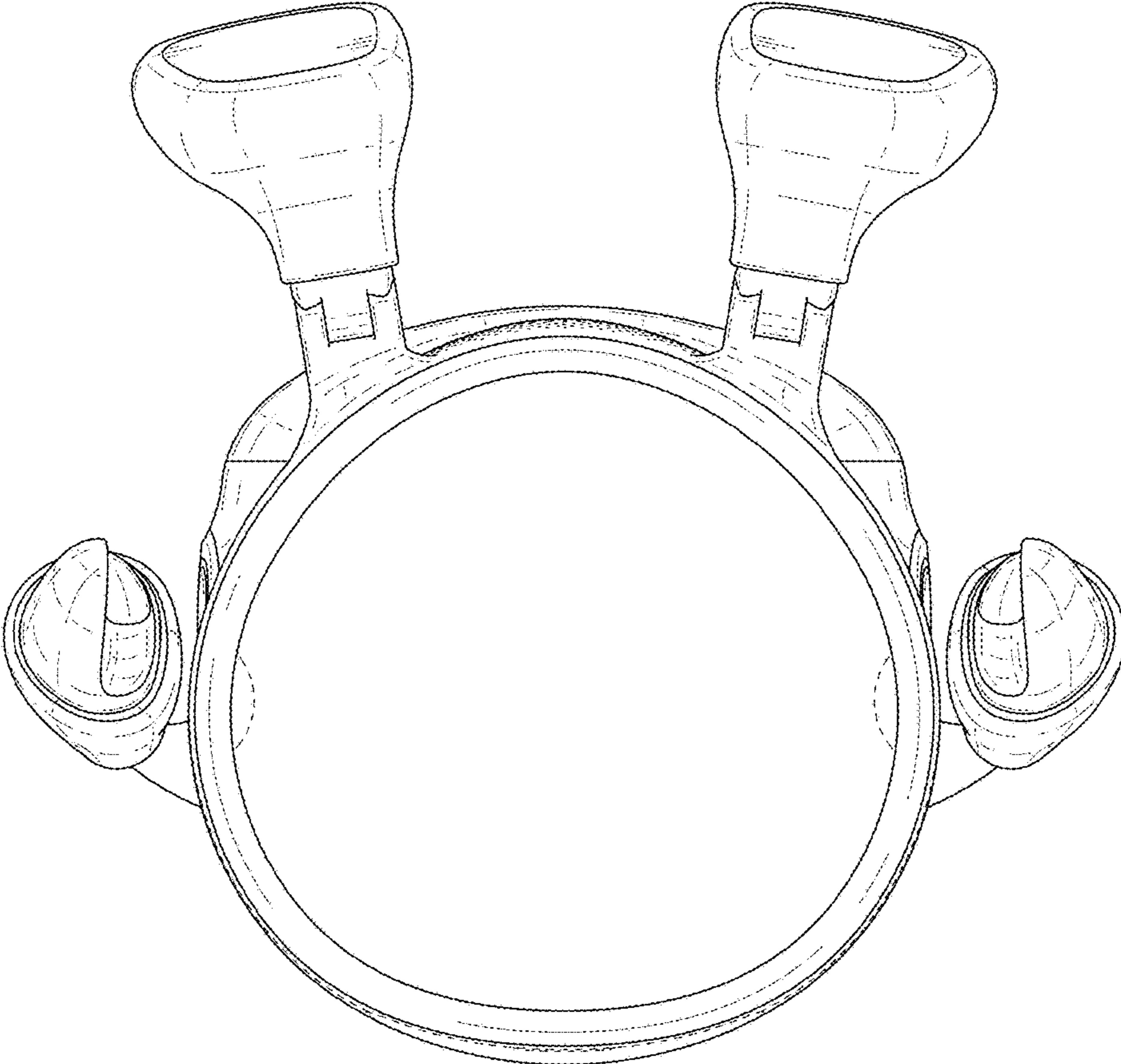


FIG. 8




FIG. 9

