



US00D852854S

(12) **United States Design Patent** (10) **Patent No.:** **US D852,854 S**
Helton (45) **Date of Patent:** **** Jul. 2, 2019**

(54) **ICE CUBE TRAY**

(56) **References Cited**

(71) Applicant: **Hyunjoo Helton**, Winnetka, CA (US)

U.S. PATENT DOCUMENTS

(72) Inventor: **Hyunjoo Helton**, Winnetka, CA (US)

D665,430	S	*	8/2012	Sorensen	D15/90
D733,195	S	*	6/2015	Lum	D15/90
D757,130	S	*	5/2016	Frank	D15/90
D804,545	S	*	12/2017	Richardson	D15/90
D804,546	S	*	12/2017	Richardson	D15/90
D804,547	S	*	12/2017	Richardson	D15/90
D810,153	S	*	2/2018	Hume	D15/90
D815,498	S	*	4/2018	Claudia	D7/675
D819,094	S	*	5/2018	Hume	D15/90

(**) Term: **15 Years**

(21) Appl. No.: **29/636,005**

(22) Filed: **Feb. 5, 2018**

* cited by examiner

Related U.S. Application Data

(63) Continuation-in-part of application No. 29/607,164, filed on Jun. 9, 2017.

Primary Examiner — Khawaja Anwar

(51) **LOC (11) Cl.** **15-07**

(74) *Attorney, Agent, or Firm* — Quickpatents, LLC; Kevin Prince

(52) **U.S. Cl.**
USPC **D15/90**

(57) **CLAIM**

(58) **Field of Classification Search**

I claim the ornamental design for an ice cube tray, as shown and described.

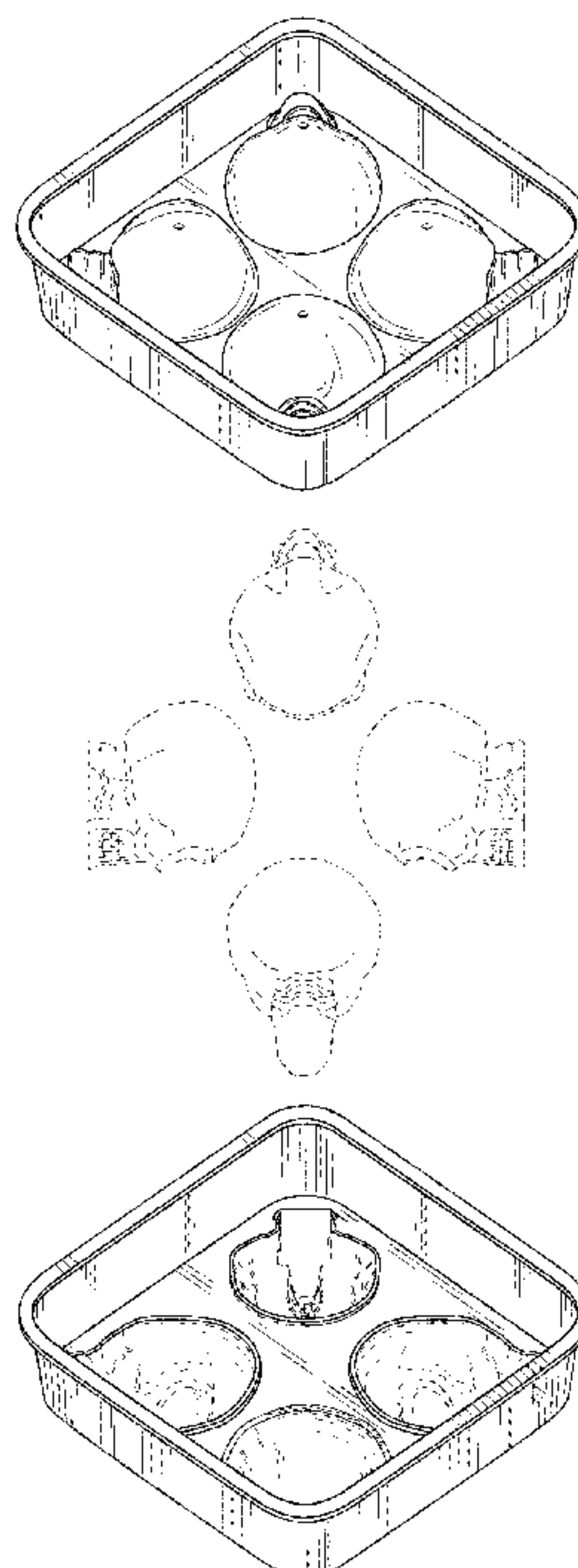
USPC D15/79-91
 CPC .. F25D 11/00; F25D 17/065; F25D 2325/022;
 F25D 23/069; F25D 25/025; F25D 11/02;
 F25D 17/062; F25D 21/12; F25D 21/125;
 F25D 21/14; F25D 2317/061; F25D
 2317/067; F25D 2323/021; F25D
 2323/024; F25D 23/028; F25D 23/04;
 F25D 23/066; F25D 23/085; F25D
 23/087; F25D 23/126; F25D 2400/02;
 F25D 2400/06; F25D 2400/361; F25D
 2400/40; F25D 25/005; F25D 25/02;
 F25D 2600/02; F25D 2700/02; F25D
 2700/12; F25D 2700/121; F25D 2700/14;
 F25D 29/00

DESCRIPTION

FIG. 1 is a perspective view of an ice cube tray, showing a first embodiment of my new design;
 FIG. 2 is an exploded bottom perspective view of FIG. 1;
 FIG. 3 is an exploded front elevational view of FIG. 1, the rear elevational view, left-side elevational view, and right-side elevational view all being identical thereto;
 FIG. 4 is an exploded top plan view of FIG. 1; and,
 FIG. 5 is an exploded bottom plan view of FIG. 1.
 The broken lines in the figures depict environmental matter and form no part of the claimed design.

See application file for complete search history.

1 Claim, 5 Drawing Sheets



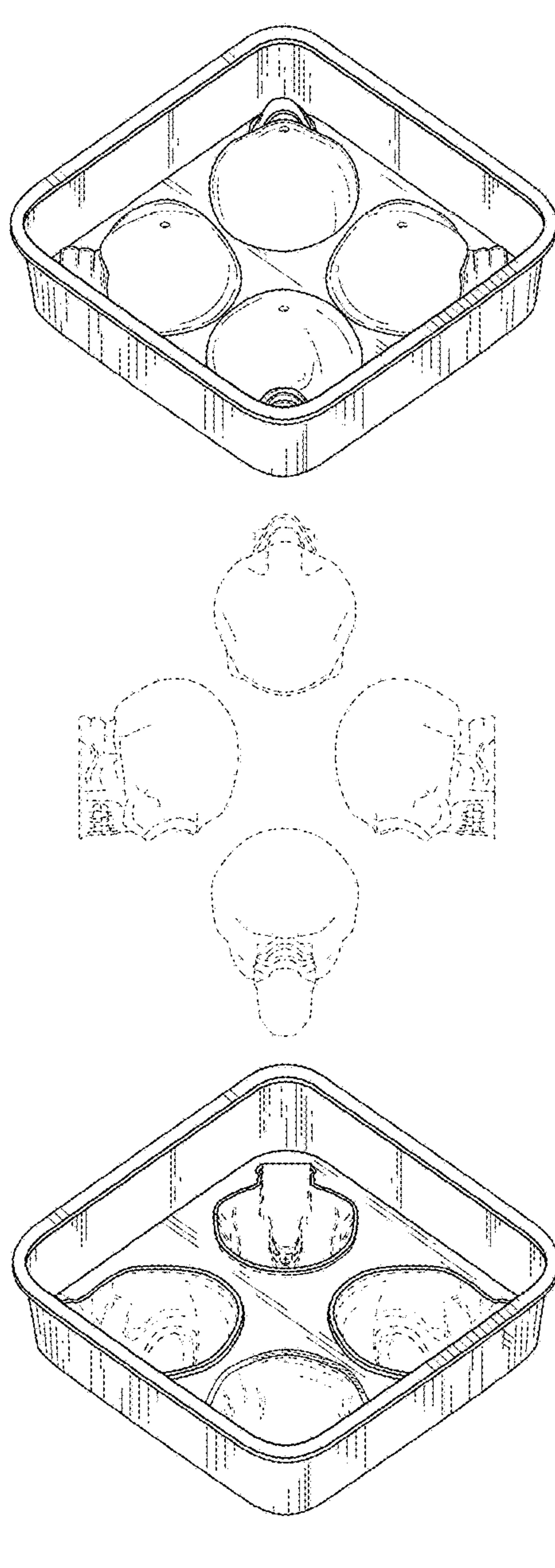


FIG. 1

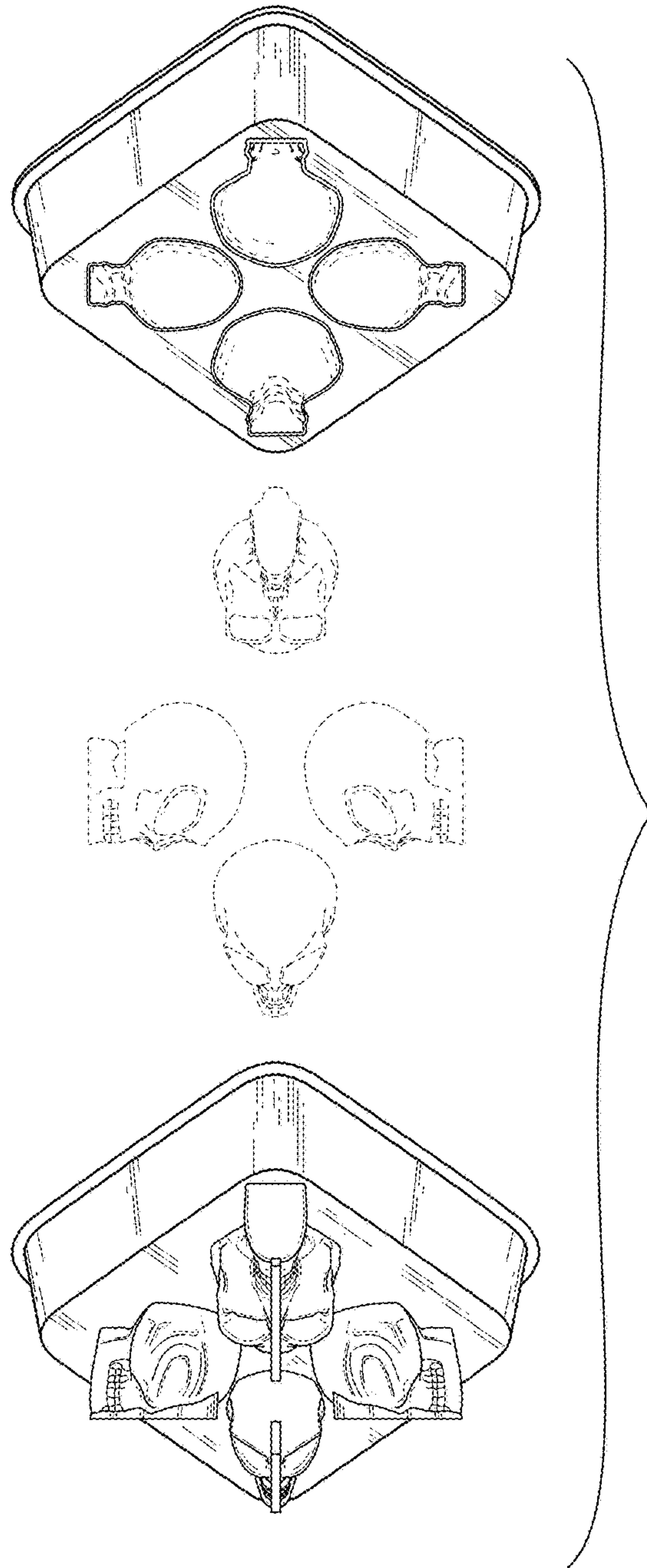


FIG. 2

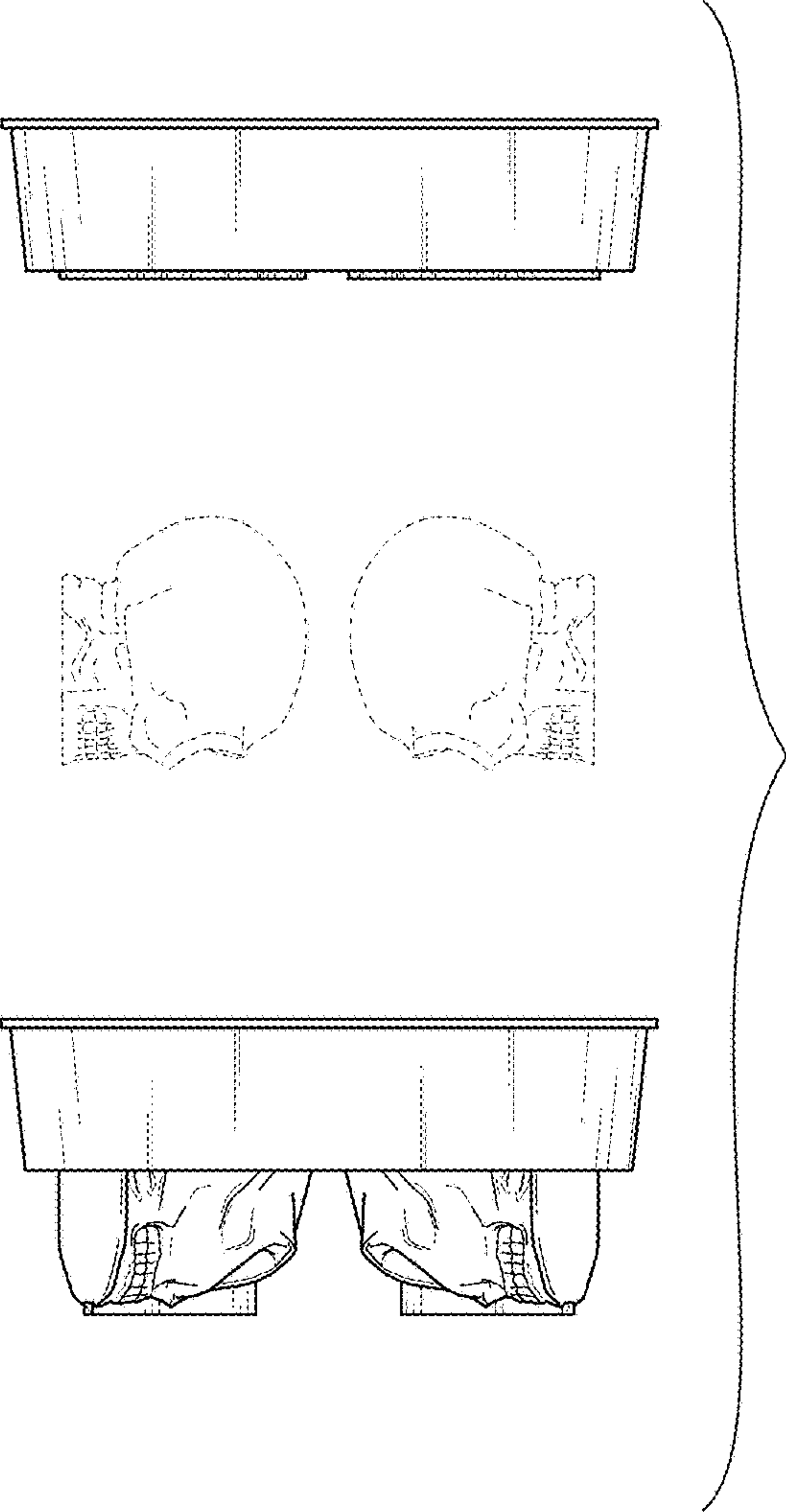


FIG. 3

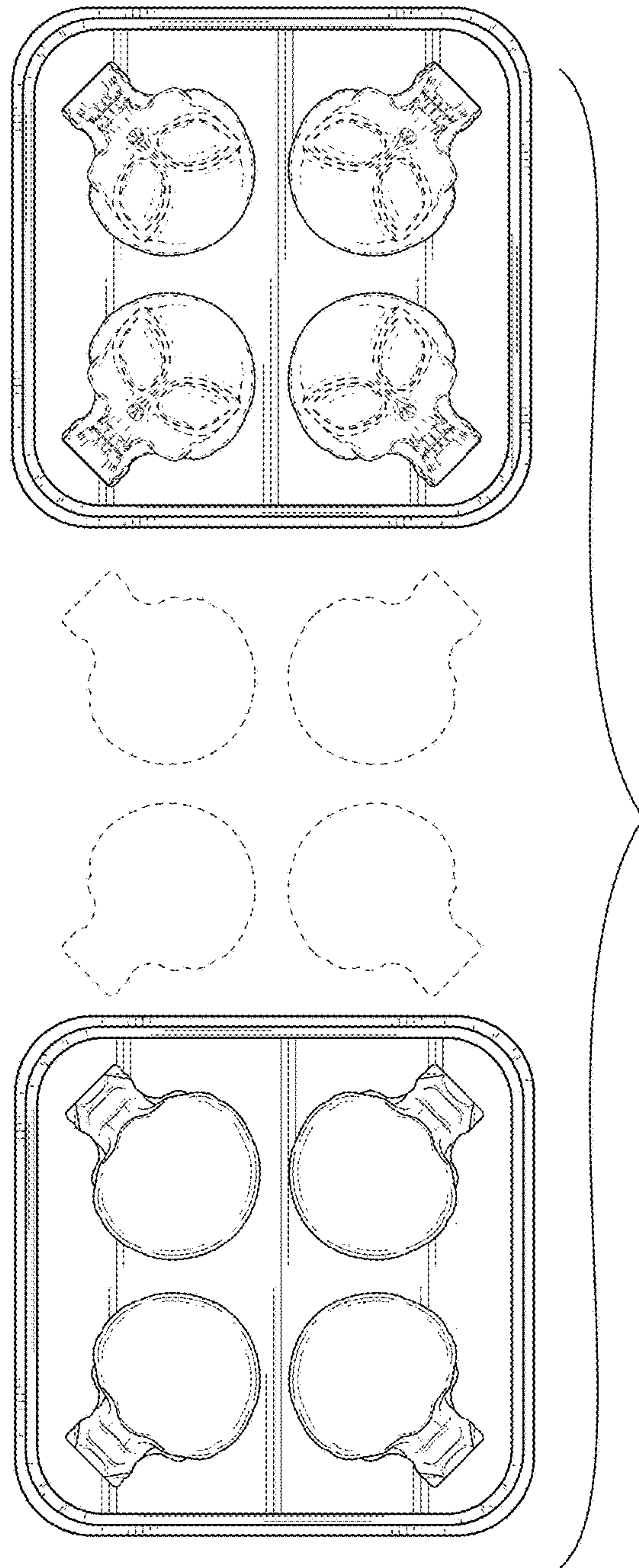


FIG. 4

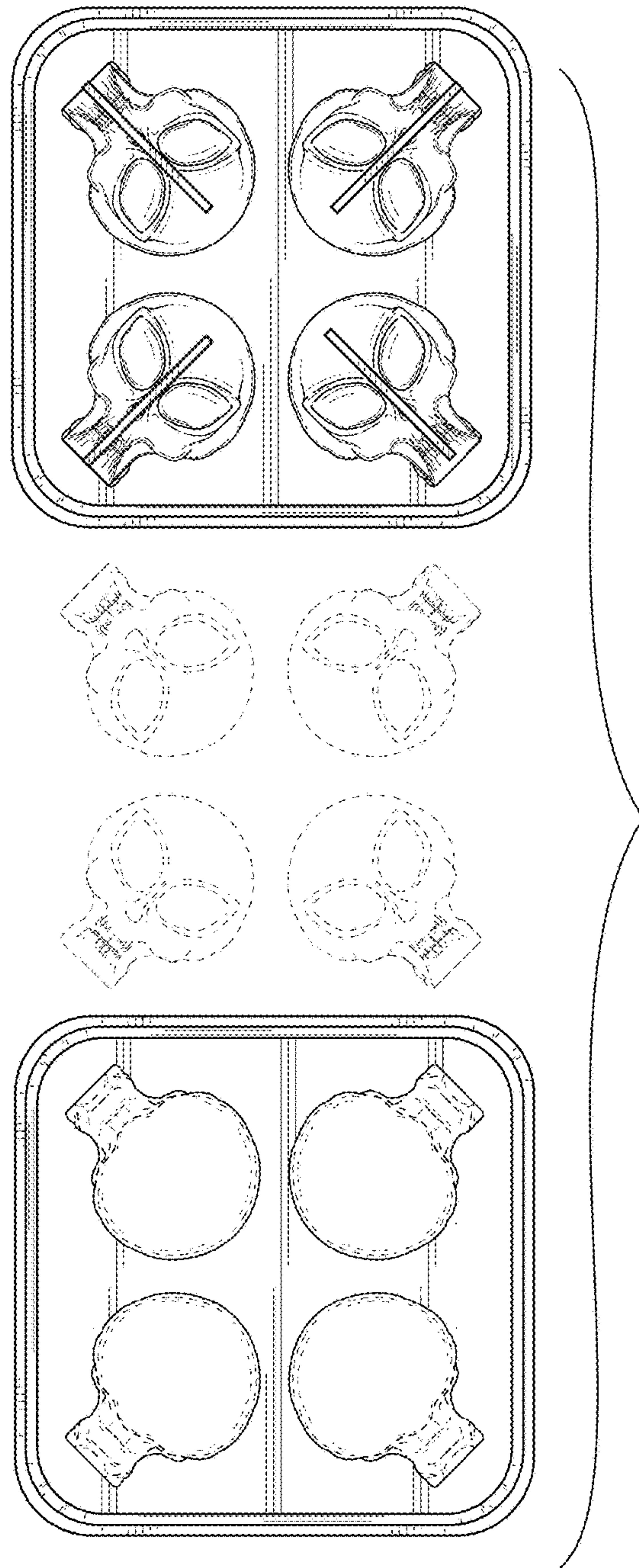


FIG. 5

UNITED STATES PATENT AND TRADEMARK OFFICE
CERTIFICATE OF CORRECTION

PATENT NO. : D852,854 S
APPLICATION NO. : 29/636005
DATED : July 2, 2019
INVENTOR(S) : Helton

Page 1 of 1

It is certified that error appears in the above-identified patent and that said Letters Patent is hereby corrected as shown below:

On the Title Page

Under "DESCRIPTION", Line 6, delete "sdie" and insert -- side --, therefor.

Signed and Sealed this
Fifth Day of March, 2024



Katherine Kelly Vidal
Director of the United States Patent and Trademark Office