



US00D852853S

(12) **United States Design Patent**
Kim et al.

(10) **Patent No.:** **US D852,853 S**
(45) **Date of Patent:** **** Jul. 2, 2019**

(54) **REFRIGERATOR**

F25D 2600/02; F25D 2700/02; F25D
2700/12; F25D 2700/121; F25D 2700/14;
F25D 29/00

(71) Applicant: **Samsung Electronics Co., Ltd.**,
Suwon-si (KR)

See application file for complete search history.

(72) Inventors: **Binna Kim**, Seoul (KR); **Jae-Moon Lee**, Seoul (KR); **Yoonjoo Kwon**, Seoul (KR); **Hyunsoo Kim**, Seongnam-si (KR); **Cheolwoong Seo**, Seongnam-si (KR); **Sunmin Lee**, Seoul (KR)

(56) **References Cited**

U.S. PATENT DOCUMENTS

D118,118 S * 12/1939 Janes D15/88
D154,186 S 6/1949 Sandin
D173,418 S * 11/1954 Ferar D15/88
D173,718 S 11/1954 Thiele
D173,765 S * 12/1954 Reynolds, Jr. et al. D15/88

(Continued)

(73) Assignee: **Samsung Electronics Co., Ltd.**,
Suwon-si (KR)

(**) Term: **15 Years**

FOREIGN PATENT DOCUMENTS

(21) Appl. No.: **29/636,234**

CN 200930224331 8/2010
EM 003064849-0001 4/2016
EM 003021633-0002 5/2016

(22) Filed: **Feb. 7, 2018**

Related U.S. Application Data

Primary Examiner — Khawaja Anwar

(62) Division of application No. 29/594,557, filed on Feb. 21, 2017.

(74) *Attorney, Agent, or Firm* — NSIP Law

(30) **Foreign Application Priority Data**

Sep. 1, 2016 (KR) 30-2016-0043003

(51) **LOC (11) Cl.** **15-07**

(52) **U.S. Cl.**
USPC **D15/81**

(58) **Field of Classification Search**
USPC D15/79-91
CPC .. F25D 11/00; F25D 17/065; F25D 2325/022;
F25D 23/069; F25D 25/025; F25D 11/02;
F25D 17/062; F25D 21/12; F25D 21/125;
F25D 21/14; F25D 2317/061; F25D
2317/067; F25D 2323/021; F25D
2323/024; F25D 23/028; F25D 23/04;
F25D 23/066; F25D 23/085; F25D
23/087; F25D 23/126; F25D 2400/02;
F25D 2400/06; F25D 2400/361; F25D
2400/40; F25D 25/005; F25D 25/02;

(57) **CLAIM**

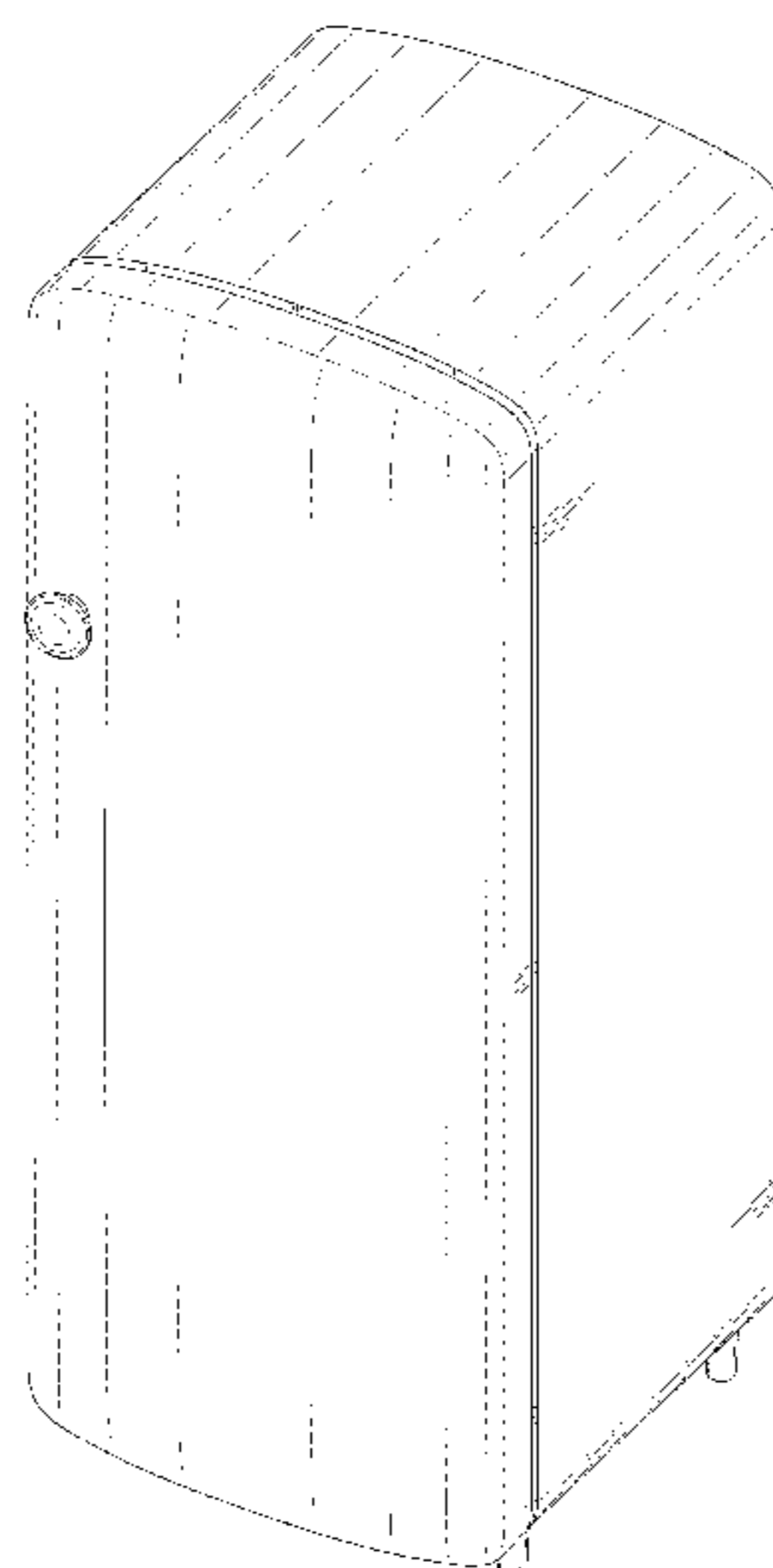
We claim the ornamental design for a refrigerator, as shown and described.

DESCRIPTION

FIG. 1 is a front perspective view of a refrigerator showing our new design;
FIG. 2 is a front view thereof;
FIG. 3 is a rear view thereof;
FIG. 4 is a left-side view thereof;
FIG. 5 is a right-side view thereof;
FIG. 6 is a top view thereof; and,
FIG. 7 is a bottom view thereof.

The broken lines in the figures depict environmental subject matter and form no part of the claimed design. The dot-dash broken lines in the figures represent a boundary line and form no part of the claimed design.

1 Claim, 7 Drawing Sheets



(56)

References Cited

U.S. PATENT DOCUMENTS

D175,647 S *	9/1955	Reynolds, Jr.	D15/88
D178,811 S *	9/1956	Schier et al.	D15/88
D287,133 S	12/1986	Owen	
D290,012 S	5/1987	Owen	
D776,171 S *	1/2017	Wang	D15/88
D803,903 S	11/2017	Wang et al.	
D810,151 S *	2/2018	Wang	D15/88
D825,622 S *	8/2018	Kwon	D15/88
D826,293 S *	8/2018	Kwon	D15/88
D829,245 S *	9/2018	Kim	D15/88

* cited by examiner

FIG. 1

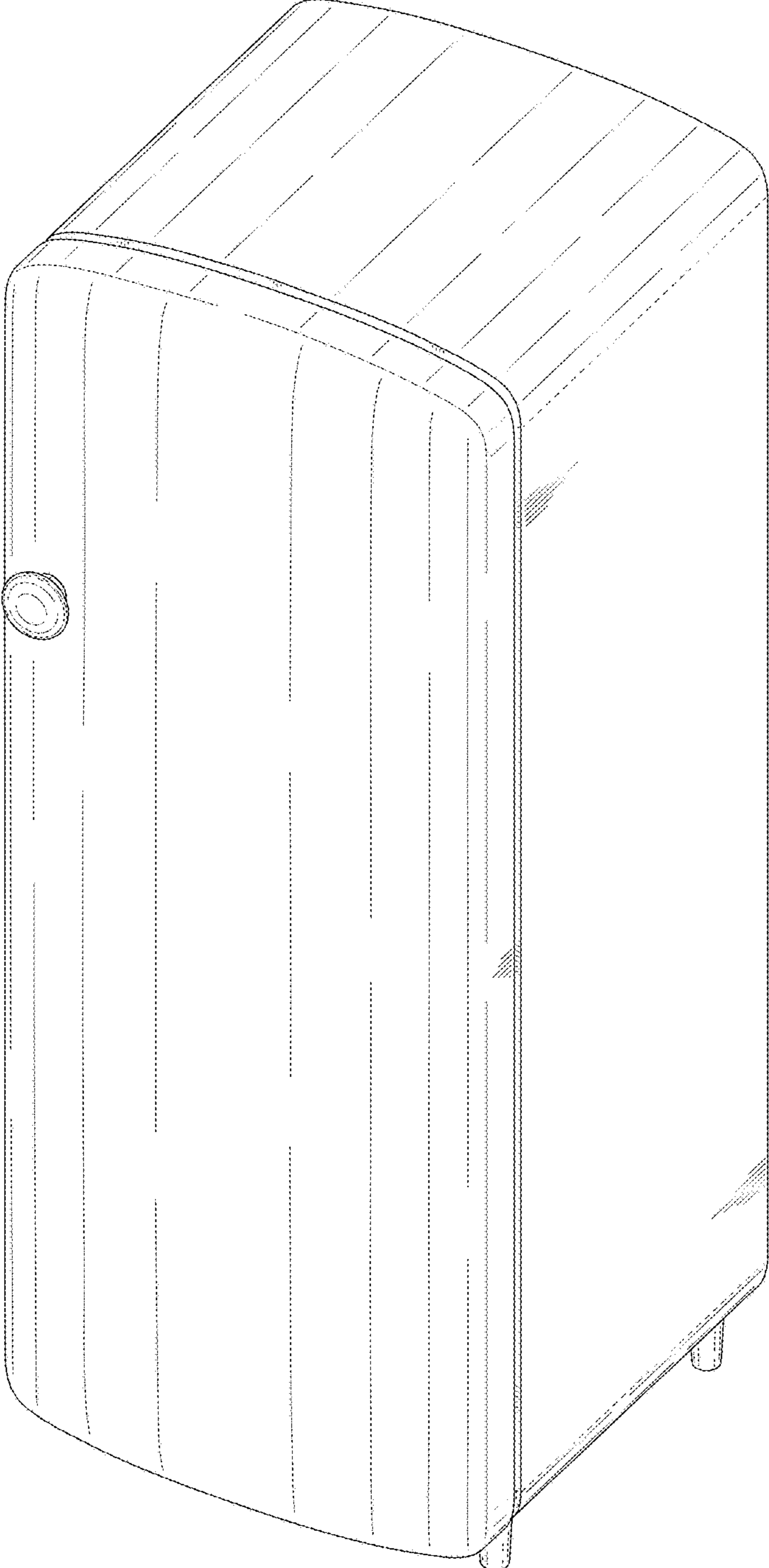


FIG. 2




FIG. 3




FIG. 4




FIG. 5

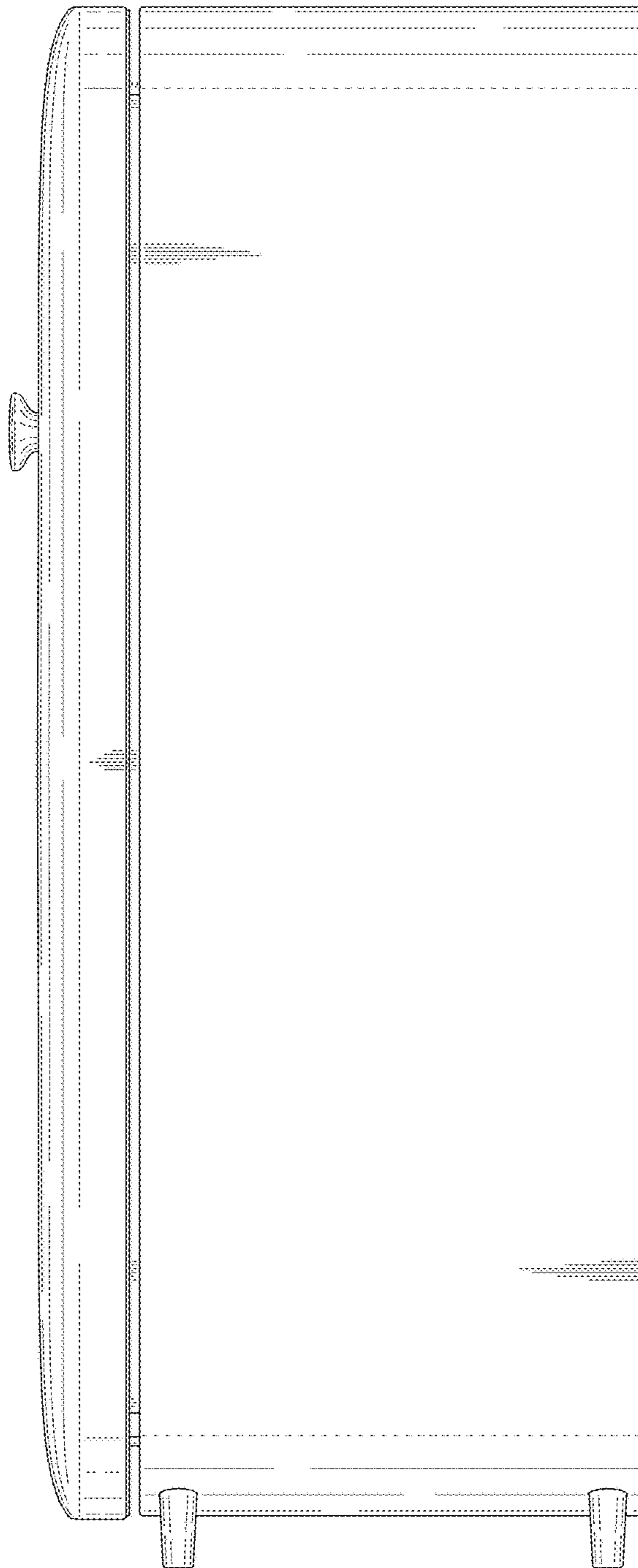


FIG. 6

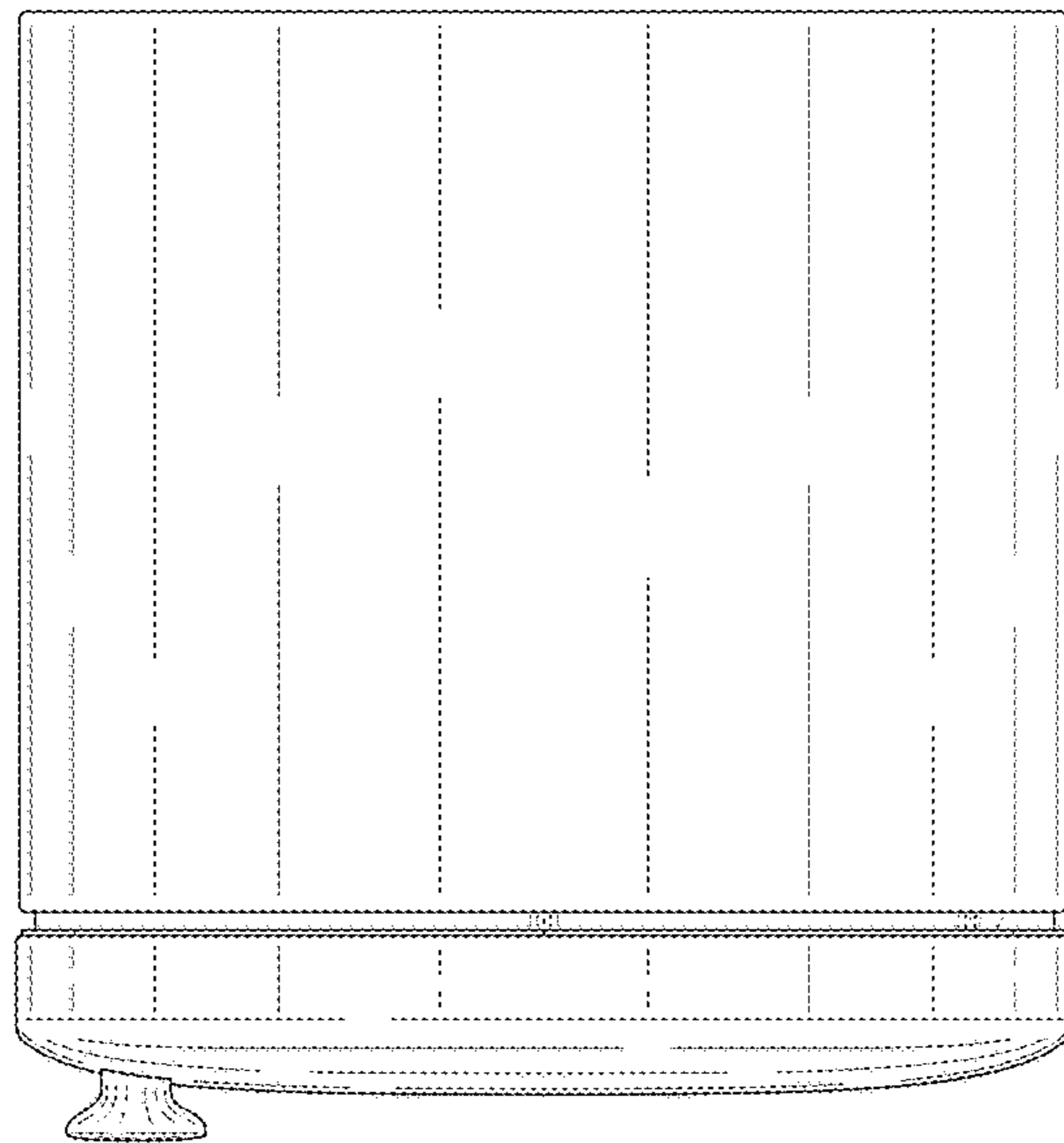


FIG. 7

