

US00D852848S

(12) **United States Design Patent** (10) **Patent No.:** **US D852,848 S**
Zin et al. (45) **Date of Patent:** **** Jul. 2, 2019**

- (54) **COWLING FOR AN OUTBOARD MOTOR**
- (71) Applicant: **Brunswick Corporation**, Lake Forest, IL (US)
- (72) Inventors: **Piotr Zin**, Seattle, WA (US); **Todd D. Dannenberg**, Fond du Lac, WI (US); **John I. S. Park**, Fond du Lac, WI (US)
- (73) Assignee: **Brunswick Corporation**, Mettawa, IL (US)
- (**) Term: **15 Years**
- (21) Appl. No.: **29/617,460**
- (22) Filed: **Sep. 14, 2017**
- (51) **LOC (11) Cl.** **15-01**
- (52) **U.S. Cl.**
USPC **D15/4**
- (58) **Field of Classification Search**
USPC D15/4, 5
CPC .. B63H 20/32; B63H 2020/323; B63H 23/30; B63H 23/08; B63H 23/22; B63H 5/14; B63H 5/15; B63H 21/165; B63H 21/17; B63H 21/38; B63H 5/125; B63B 35/68
See application file for complete search history.

- D485,848 S 1/2004 Sanschagrín
- D489,380 S 5/2004 Ohsumi et al.
- D495,716 S 9/2004 Sanschagrín
- D498,764 S * 11/2004 Sanschagrín D15/4
- 6,875,066 B2 4/2005 Wolaver
- 7,001,231 B1 * 2/2006 Halley B63H 20/245
440/88 G
- D528,563 S * 9/2006 Sanschagrín D15/4
- D549,240 S 8/2007 Okamoto
- D589,981 S * 4/2009 Iekura D15/4
- D611,062 S 3/2010 Okamoto
- D611,063 S * 3/2010 Okamoto D15/4
- 7,736,207 B2 6/2010 Vignau
- D623,661 S * 9/2010 Yamagishi D15/4
- D635,586 S 4/2011 Okamoto
- D643,440 S 8/2011 Dannenberg et al.
- D663,321 S 7/2012 Okamoto
- D712,931 S 9/2014 Matsumoto
- D714,345 S * 9/2014 Petit D15/4

(Continued)

Primary Examiner — T Chase Nelson
Assistant Examiner — Ania Aman
 (74) *Attorney, Agent, or Firm* — Andrus Intellectual Property Law, LLP

(57) **CLAIM**

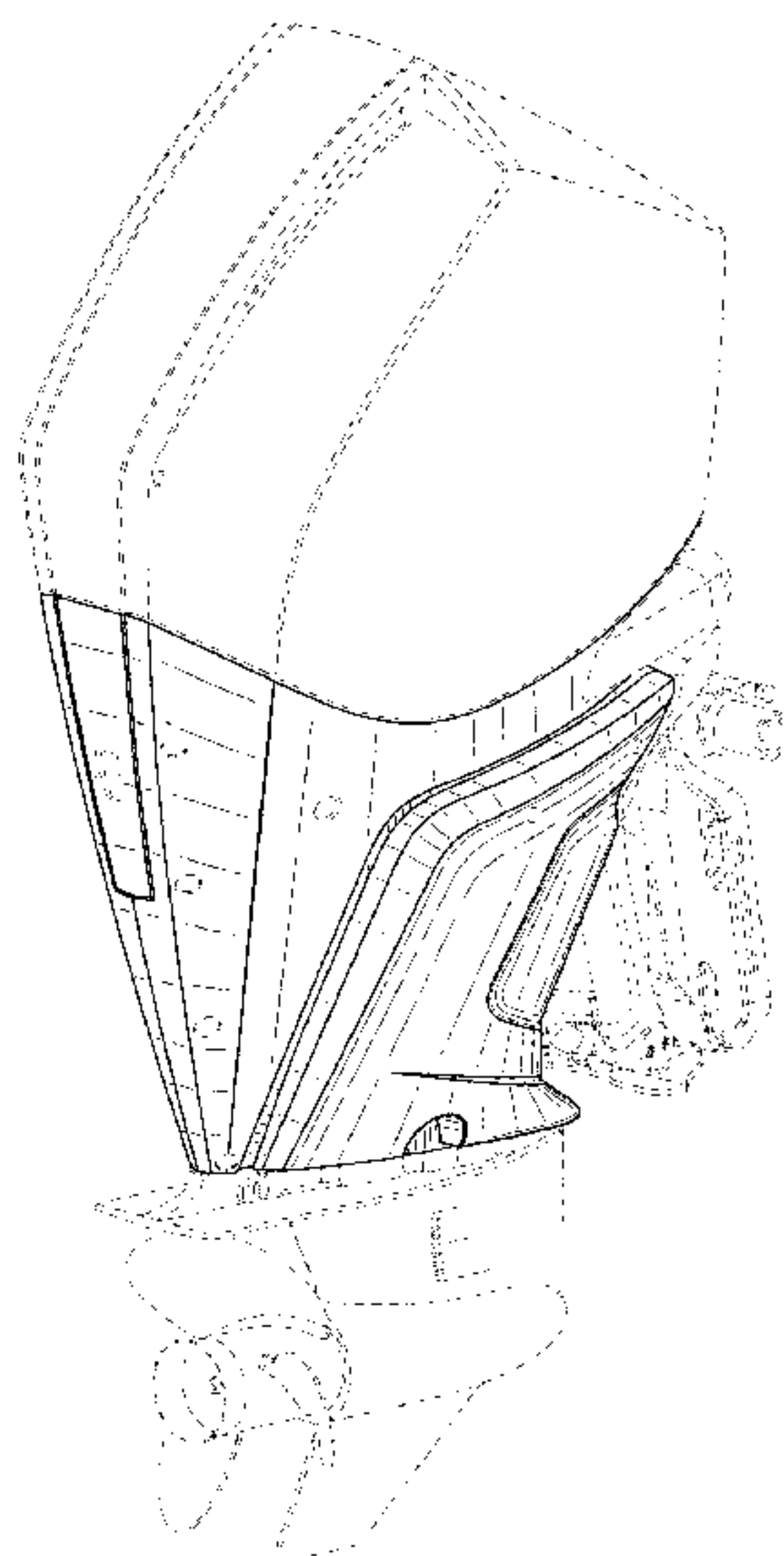
The ornamental design for a cowling for an outboard motor, as shown and described.

DESCRIPTION

FIG. 1 is a perspective view of a cowling for an outboard motor showing our new design.
 FIG. 2 is a side view thereof.
 FIG. 3 is an opposite side view thereof.
 FIG. 4 is a front view thereof.
 FIG. 5 is a rear view thereof.
 FIG. 6 is a top view thereof; and,
 FIG. 7 is a bottom view thereof.
 The broken lines in the drawings illustrate portions of the cowling that are not part of the claimed design.

1 Claim, 7 Drawing Sheets

- (56) **References Cited**
- U.S. PATENT DOCUMENTS
- D412,911 S * 8/1999 Iekura D15/4
- D421,444 S 3/2000 Hatch et al.
- D458,273 S 6/2002 Burmeister
- D460,972 S 7/2002 Osumi
- D463,447 S 9/2002 Osumi et al.
- D463,448 S 9/2002 Osumi
- D463,449 S 9/2002 Osumi
- D463,800 S 10/2002 Osumi
- D474,480 S 5/2003 Zebley et al.
- D474,784 S 5/2003 Sanschagrín
- D478,597 S 8/2003 Zebley



(56)

References Cited

U.S. PATENT DOCUMENTS

D727,969	S *	4/2015	Okamoto	D15/4
9,073,616	B1 *	7/2015	Wiegele	B63H 20/32
D740,858	S	10/2015	Dannenberg et al.	
9,216,805	B1	12/2015	Amerling	
D757,126	S	5/2016	Vaninetti et al.	
9,376,194	B1 *	6/2016	Jensen	B63H 20/245
9,481,438	B1	11/2016	Tuschscherer	
9,840,316	B1 *	12/2017	Jaszewski	B63H 20/20
D809,017	S *	1/2018	Noda	D15/4
9,926,064	B1 *	3/2018	Tuschscherer	B63H 21/36
D832,472	S	10/2018	Davis	
D834,618	S *	11/2018	Zin	D15/4
D835,675	S	12/2018	Nakaura	
D842,504	S	3/2019	Davis	
2003/0194927	A1 *	10/2003	Sanschagrín	B63H 20/32 440/77
2003/0232548	A1 *	12/2003	Alby	F02B 61/045 440/77
2006/0172631	A1	8/2006	Kameoka	
2010/0147257	A1	6/2010	Yazaki	
2014/0057508	A1	2/2014	Litjens	

* cited by examiner

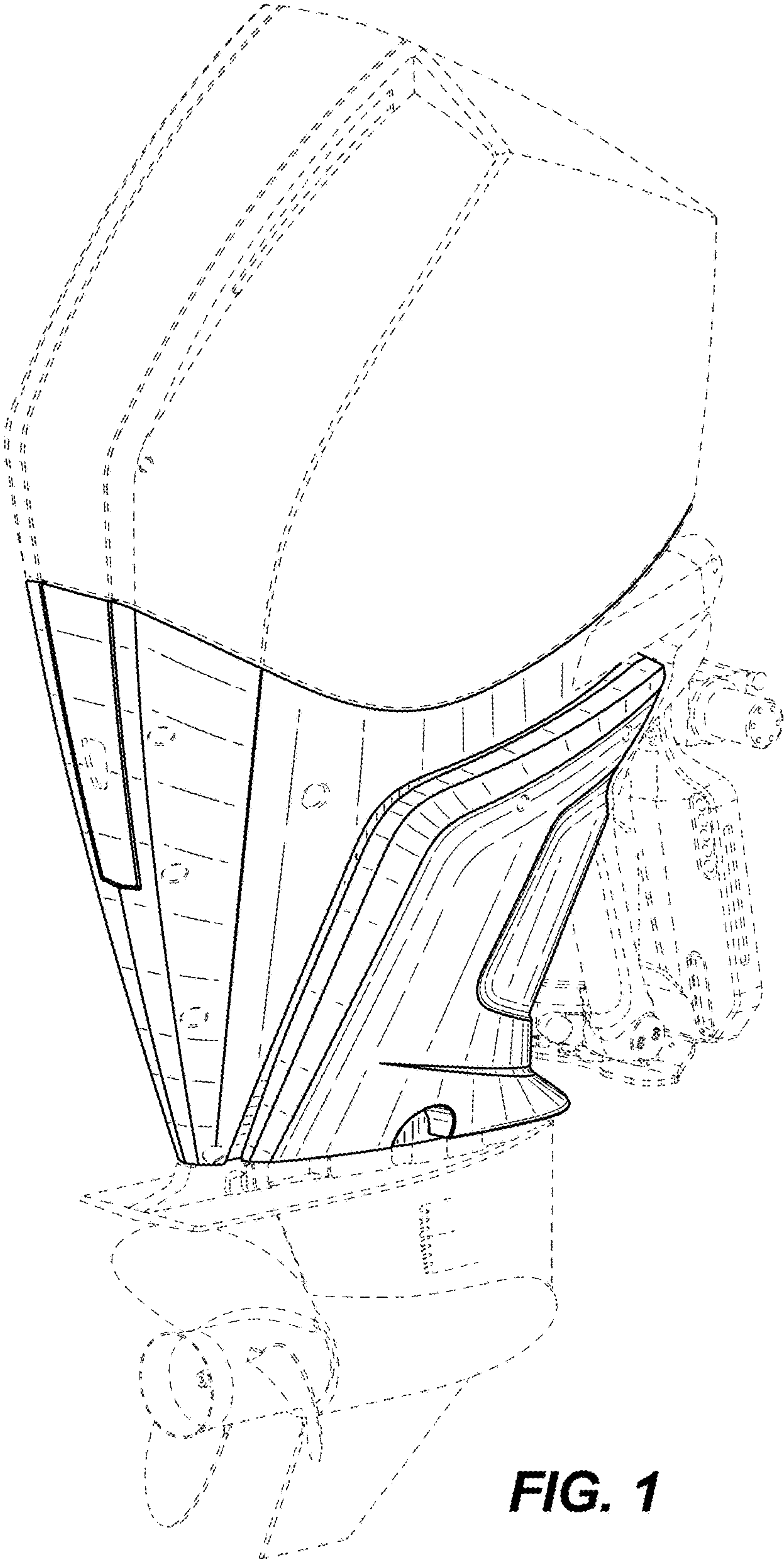


FIG. 1

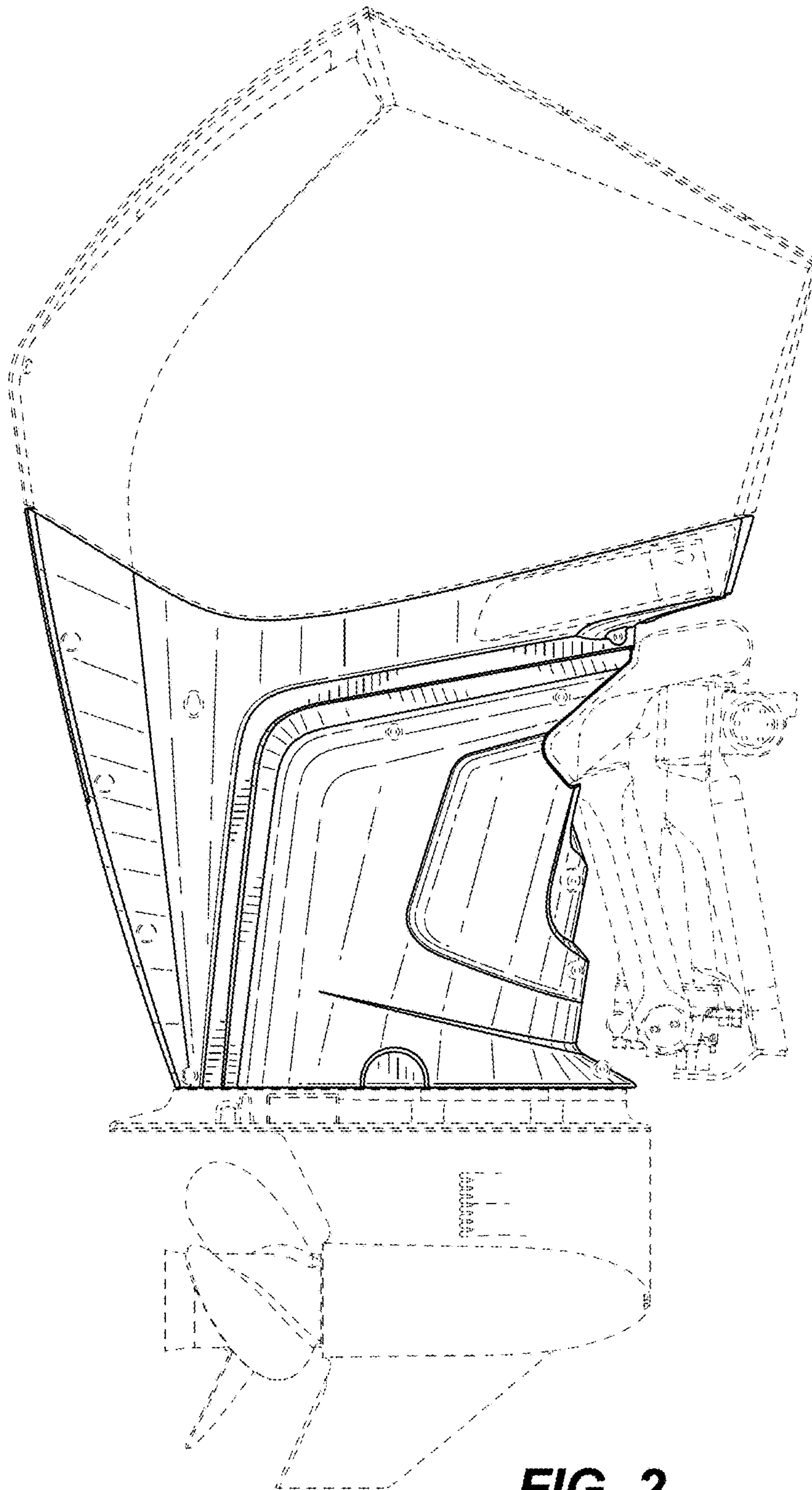


FIG. 2

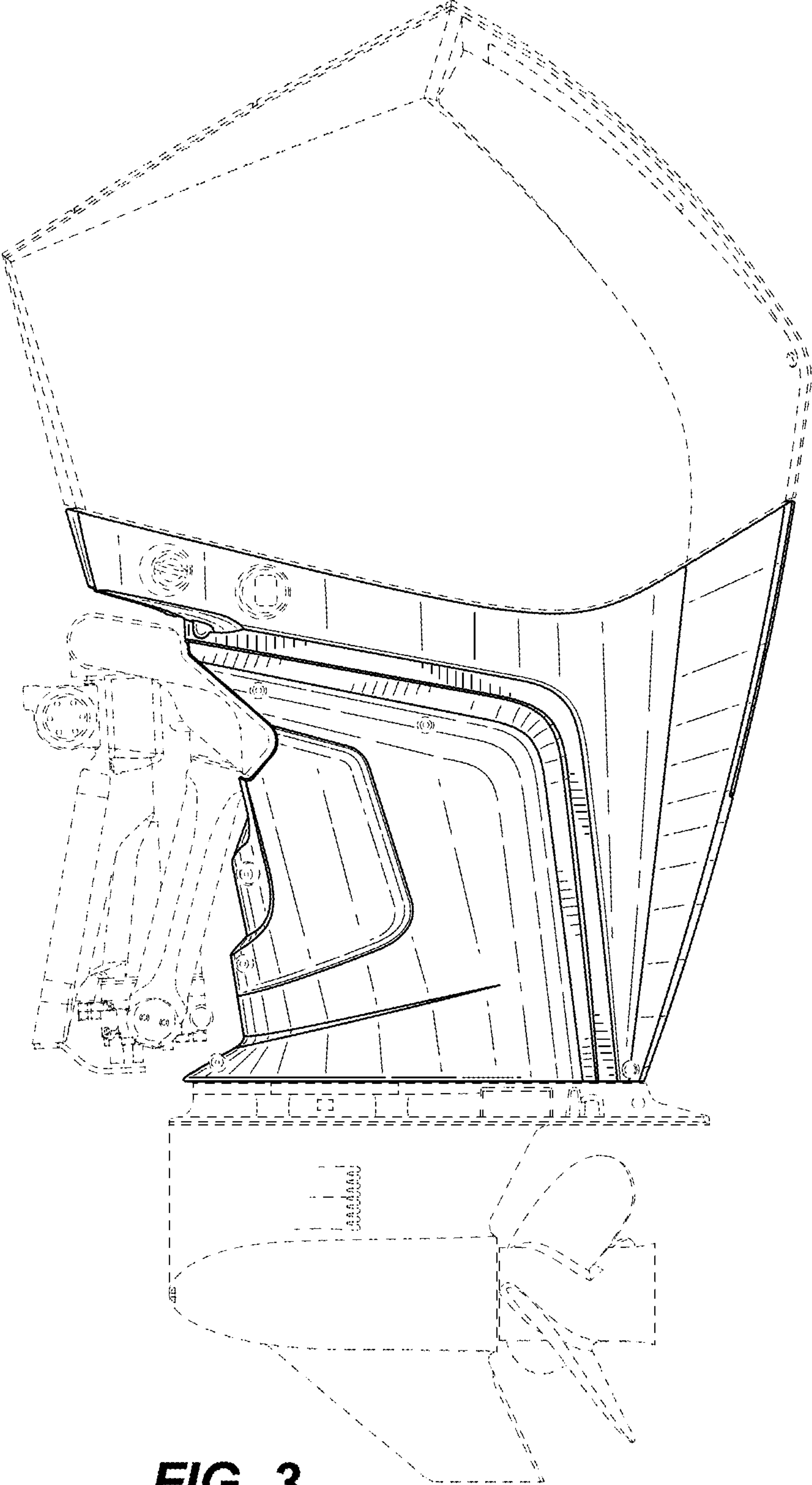


FIG. 3

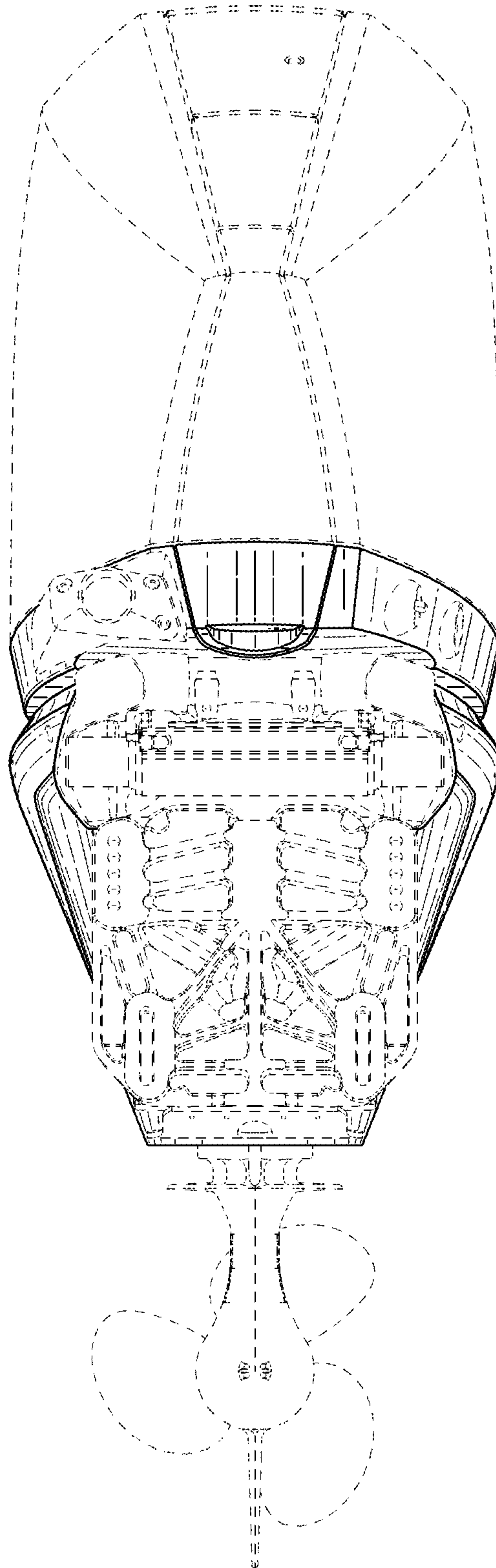


FIG. 4

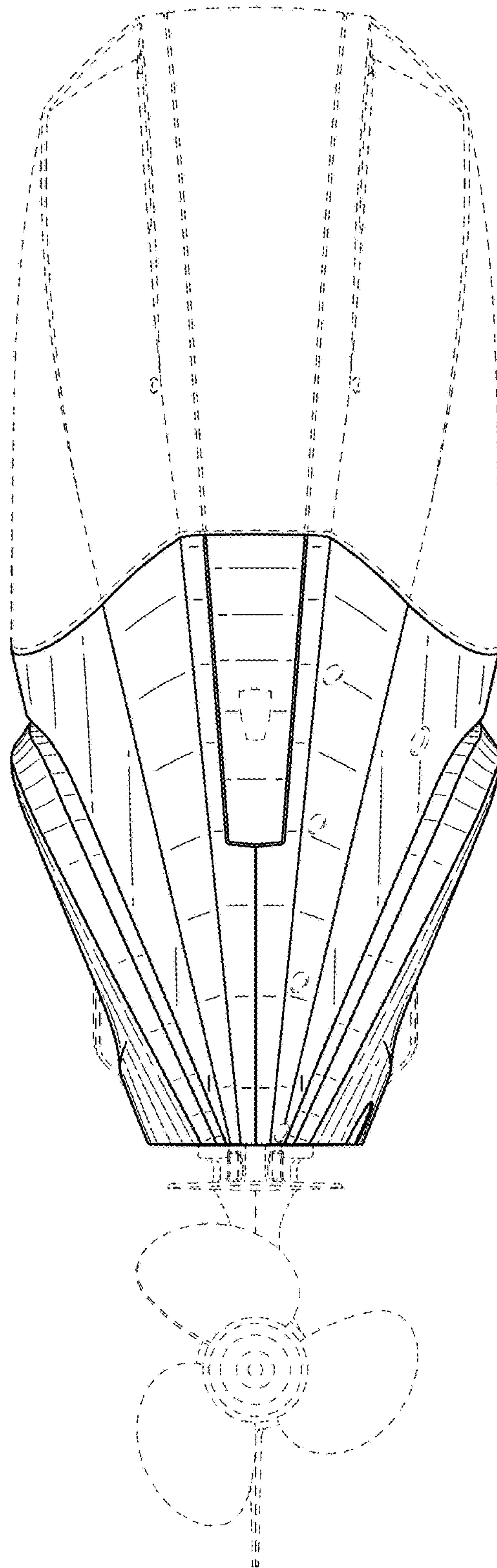


FIG. 5

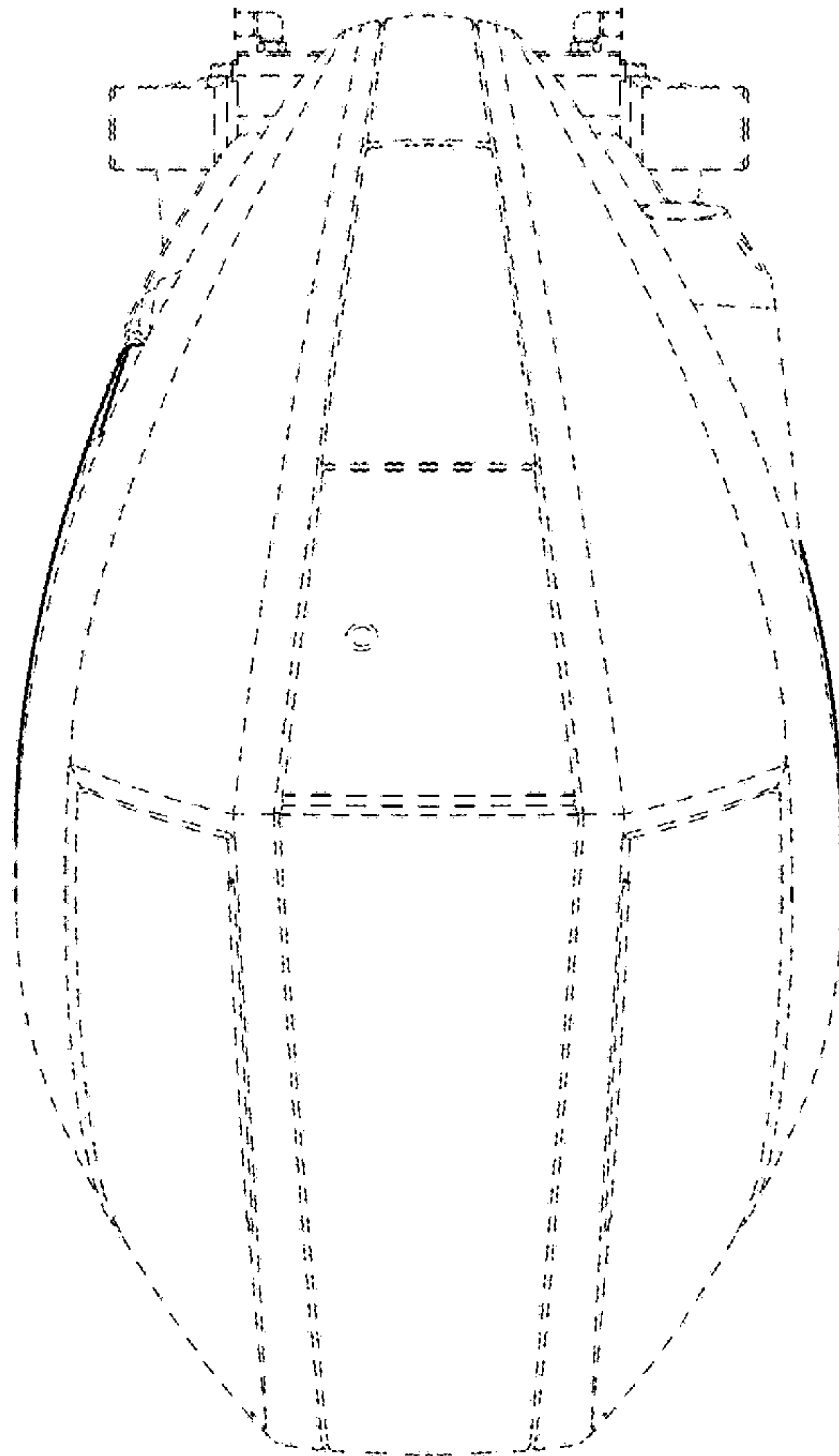


FIG. 6

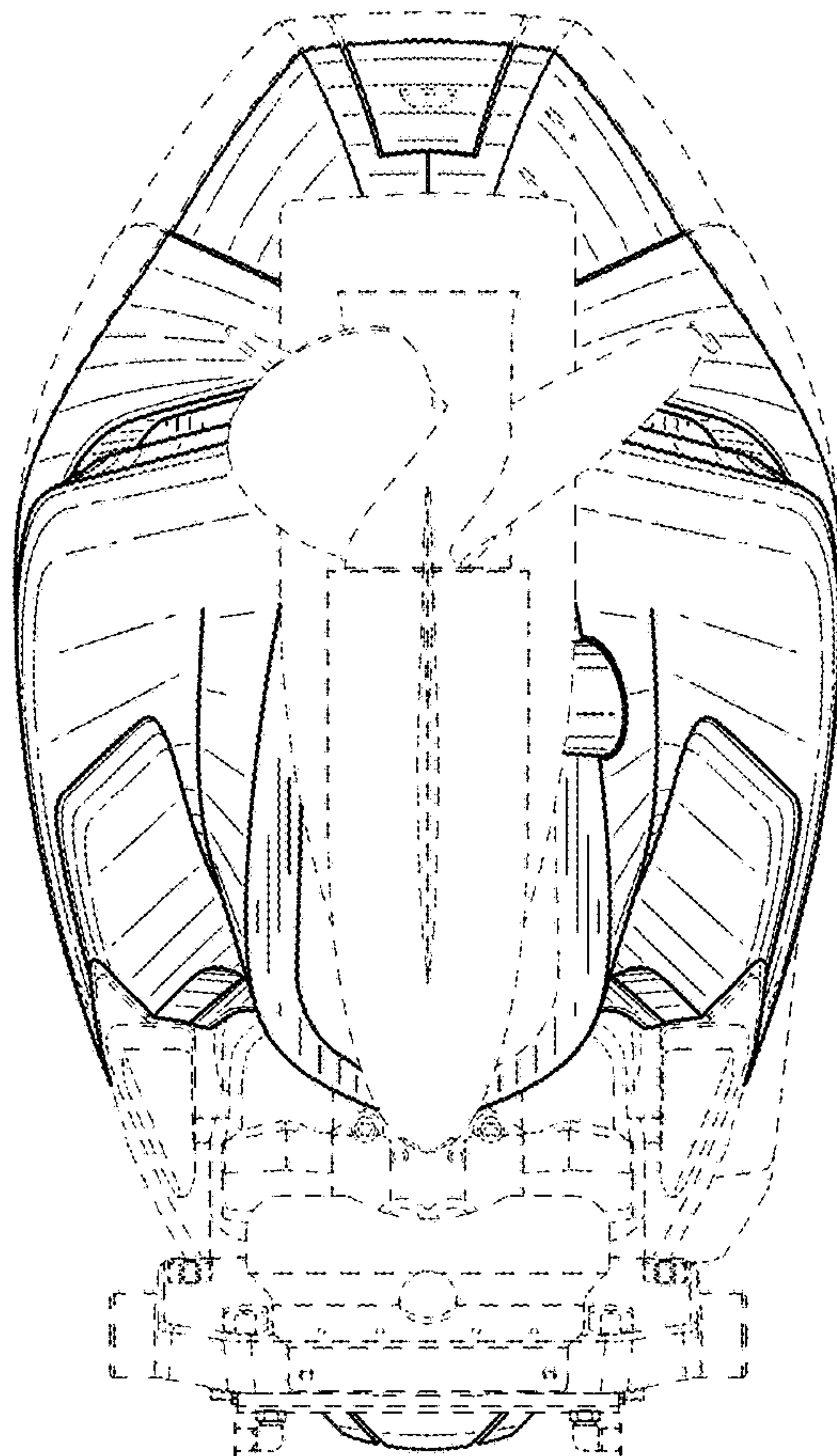


FIG. 7