

US00D852847S

(12) **United States Design Patent** (10) **Patent No.:** **US D852,847 S**
Christoph et al. (45) **Date of Patent:** **** Jul. 2, 2019**

(54) **MOTOR OF A VEHICLE**
(71) Applicant: **Harley-Davidson Motor Company Group, LLC, Milwaukee, WI (US)**
(72) Inventors: **Rich Christoph, Medina, MN (US); Jim Williams, Waterford, WI (US); Ben McGinley, Glendale, WI (US); Kirk Rasmussen, Wales, WI (US); Ben Lund, Delafield, WI (US); Michael W. Alstrin, Sussex, WI (US); Vance Strader, Greenfield, WI (US)**

D294,264 S * 2/1988 Davidson et al. D15/3
D299,710 S 2/1989 Iwakura et al.
D367,021 S * 2/1996 Camfield et al. D12/114
D385,227 S 10/1997 Katoh
D388,366 S 12/1997 Nishino
D395,621 S 6/1998 Nishino
D407,047 S 3/1999 Otsubo et al.
D417,415 S 12/1999 Hoagland, IV
D417,674 S * 12/1999 Feuling D15/1
D428,832 S * 8/2000 Matthies D12/126
D442,521 S 5/2001 Pan
D449,620 S * 10/2001 Feuling D15/1
D462,638 S 9/2002 Davidson et al.

(Continued)

(73) Assignee: **Harley-Davidson Motor Company Group, LLC, Milwaukee, WI (US)**

(**) Term: **14 Years**

(21) Appl. No.: **29/495,761**

(22) Filed: **Jul. 3, 2014**

Related U.S. Application Data

(63) Continuation of application No. 29/482,276, filed on Feb. 17, 2014, now abandoned.

(51) **LOC (11) Cl.** **15-01**

(52) **U.S. Cl.**
USPC **D15/1; D12/114**

(58) **Field of Classification Search**
USPC D12/110, 114, 126; D15/1, 3, 5; 123/52.1, 54.1, 54.2, 54.5, 90.37, 90.38, 123/195 C; 180/219, 291; 280/219
CPC B62K 11/04; B62J 37/00
See application file for complete search history.

(56) **References Cited**

U.S. PATENT DOCUMENTS

D277,756 S * 2/1985 Davidson D15/1
D279,376 S * 6/1985 Davidson D15/5
D280,200 S * 8/1985 Iwakura et al. D15/1

OTHER PUBLICATIONS

Office Action from the US Patent and Trademark Office for U.S. Appl. No. 29/482,276 dated Aug. 27, 2014 (9 pages).

(Continued)

Primary Examiner — Darlington Ly

(74) *Attorney, Agent, or Firm* — Michael Best & Friedrich LLP

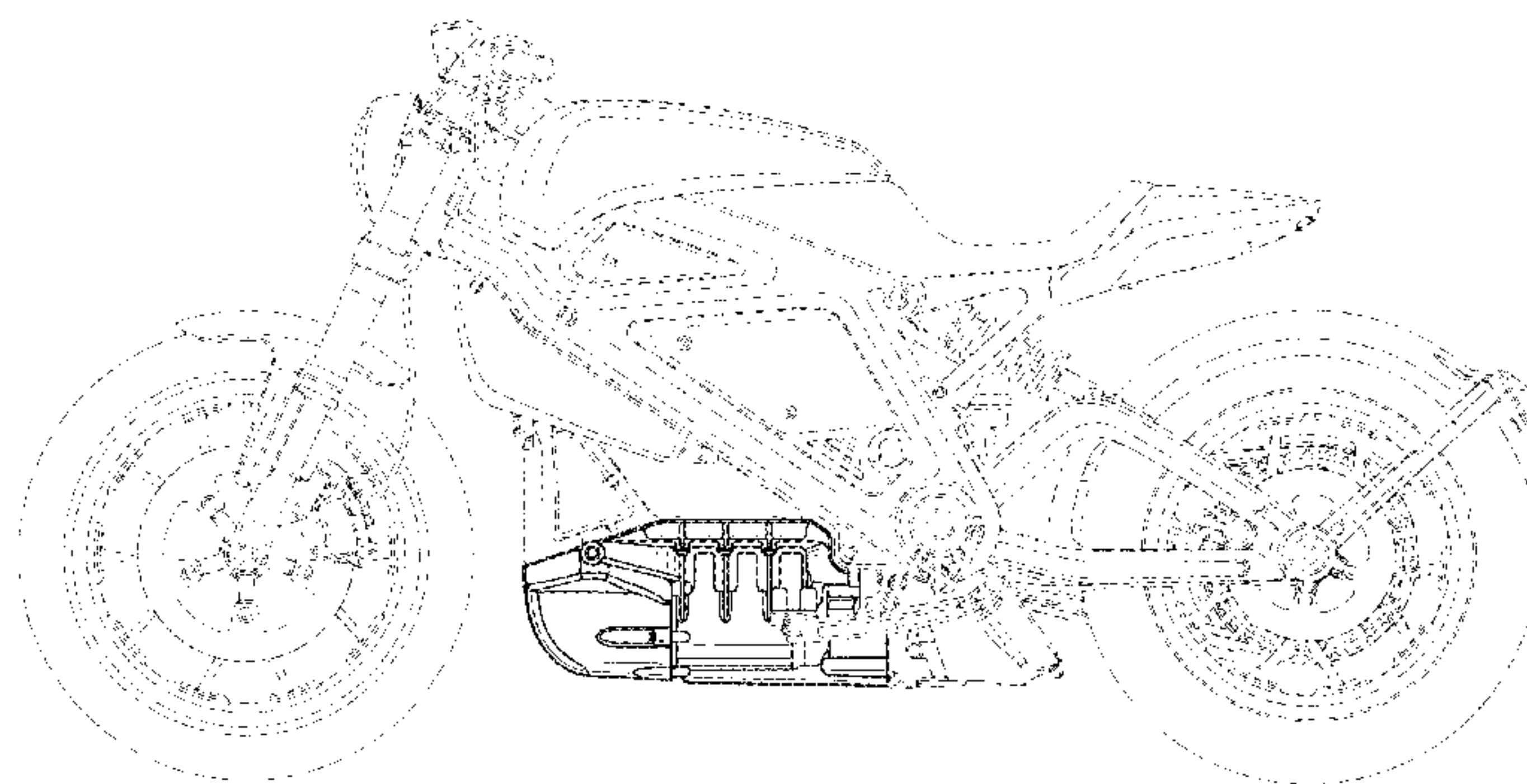
(57) **CLAIM**

We claim the ornamental design for a motor of a vehicle, as shown and described.

DESCRIPTION

FIG. 1 is a left side elevation view of a vehicle (e.g., a motorcycle) having a motor according to the invention. FIG. 2 is a right side elevation view of the vehicle of FIG. 1. FIG. 3 is a perspective view of the vehicle of FIG. 1. FIG. 4 is a front elevation view of the vehicle of FIG. 1; and, FIG. 5 is a bottom view of the vehicle of FIG. 1. The broken lines showing portions of the motorcycle are for the purpose of illustrating environmental structure and form no part of the claimed design.

1 Claim, 5 Drawing Sheets



(56)

References Cited

U.S. PATENT DOCUMENTS

D504,640 S 5/2005 Conte
D509,188 S * 9/2005 Mayer et al. D13/114
D544,816 S 6/2007 Davidson et al.
7,607,504 B2 10/2009 Yamasaki
D637,523 S 5/2011 Sugimoto et al.
D661,155 S * 6/2012 Young D7/334
2005/0252471 A1 * 11/2005 Hanold et al. 123/90.38
2010/0230199 A1 9/2010 Roth et al.
2014/0083789 A1 * 3/2014 Yokota 180/291
2014/0123942 A1 * 5/2014 Tanaka 123/403

OTHER PUBLICATIONS

“Harley Davidson unveils New Electric Motorcycle.” The Yucatan Times., Jul. 21, 2014 [online], [retrieved on Aug. 11, 2014]. Retrieved from the Internet <URL: <http://www.theyucatanimes.com/2014/07/harley-davidson-unveils-new-electric-motorcycle/>>.
Kuhn, Fran. “2013 Middleweight Sportbike Comparison Test.” Cycle World., Jun. 23, 2013[online], [retrieved on Aug. 11, 2014]. Retrieved from the Internet <URL:<http://www.cycleworld.com/2013/06/23/2013-middleweight-sportbike-comparison-test-review-photos/>>.

* cited by examiner

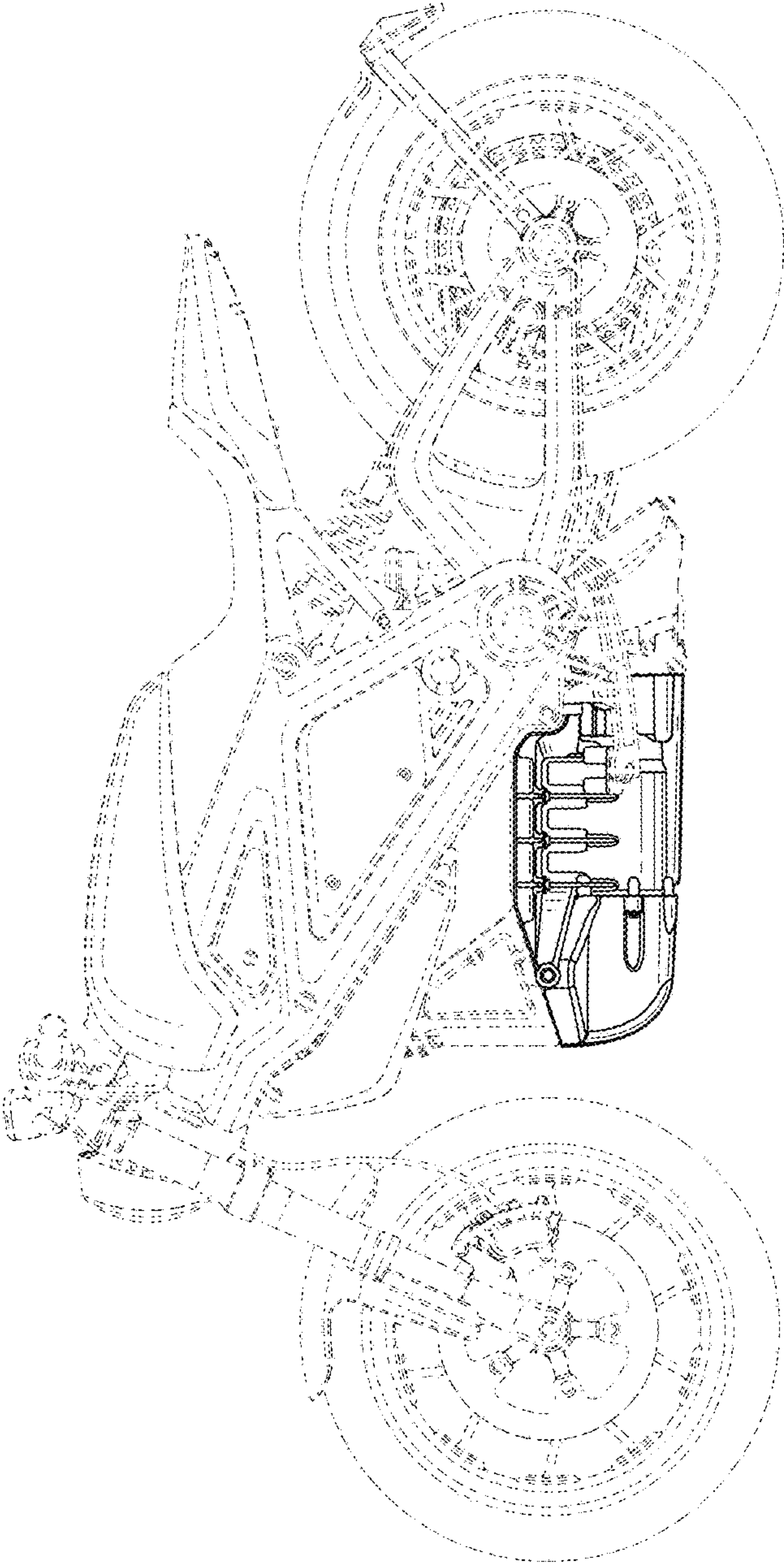


FIG. 1

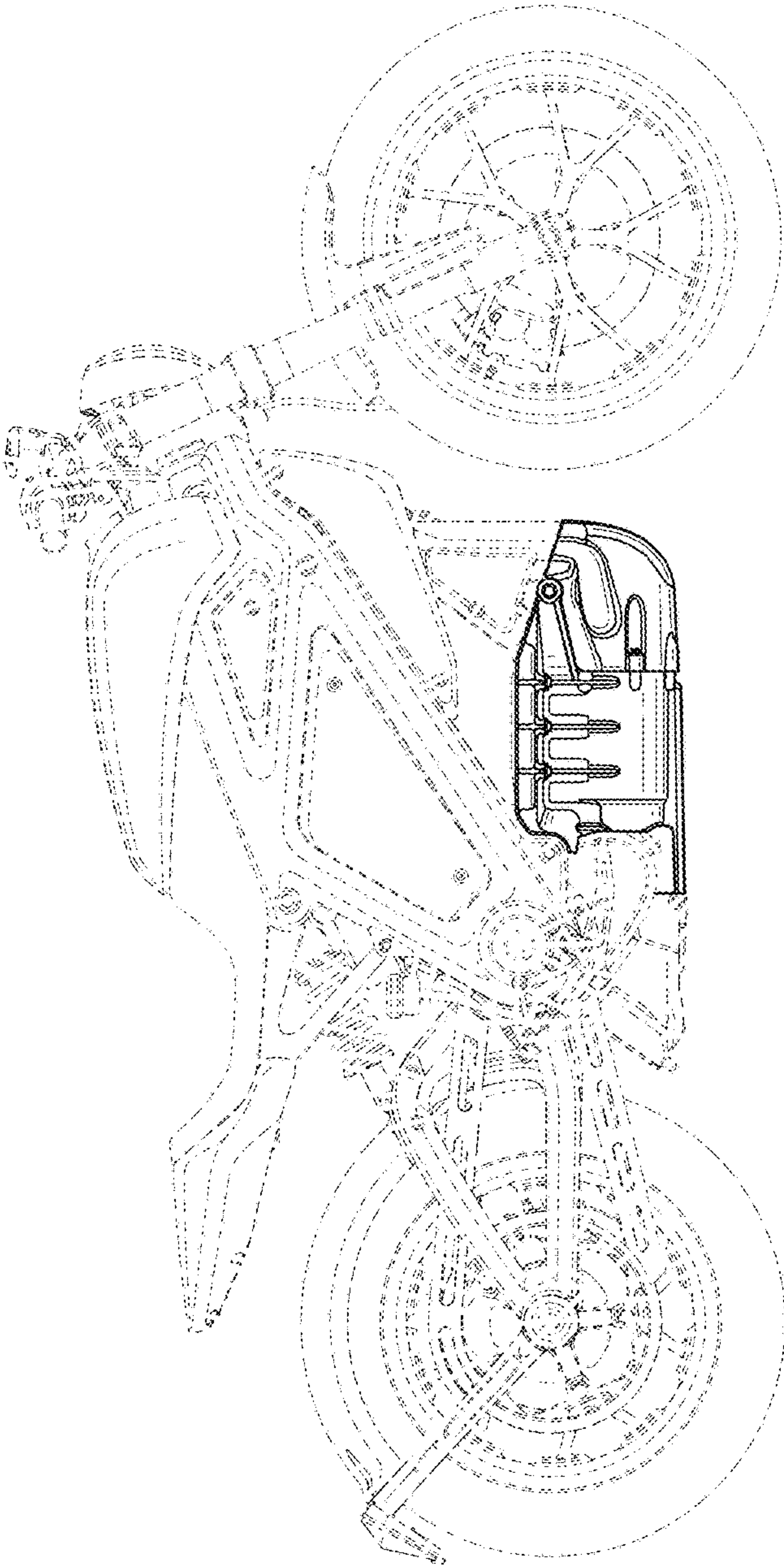


FIG. 2

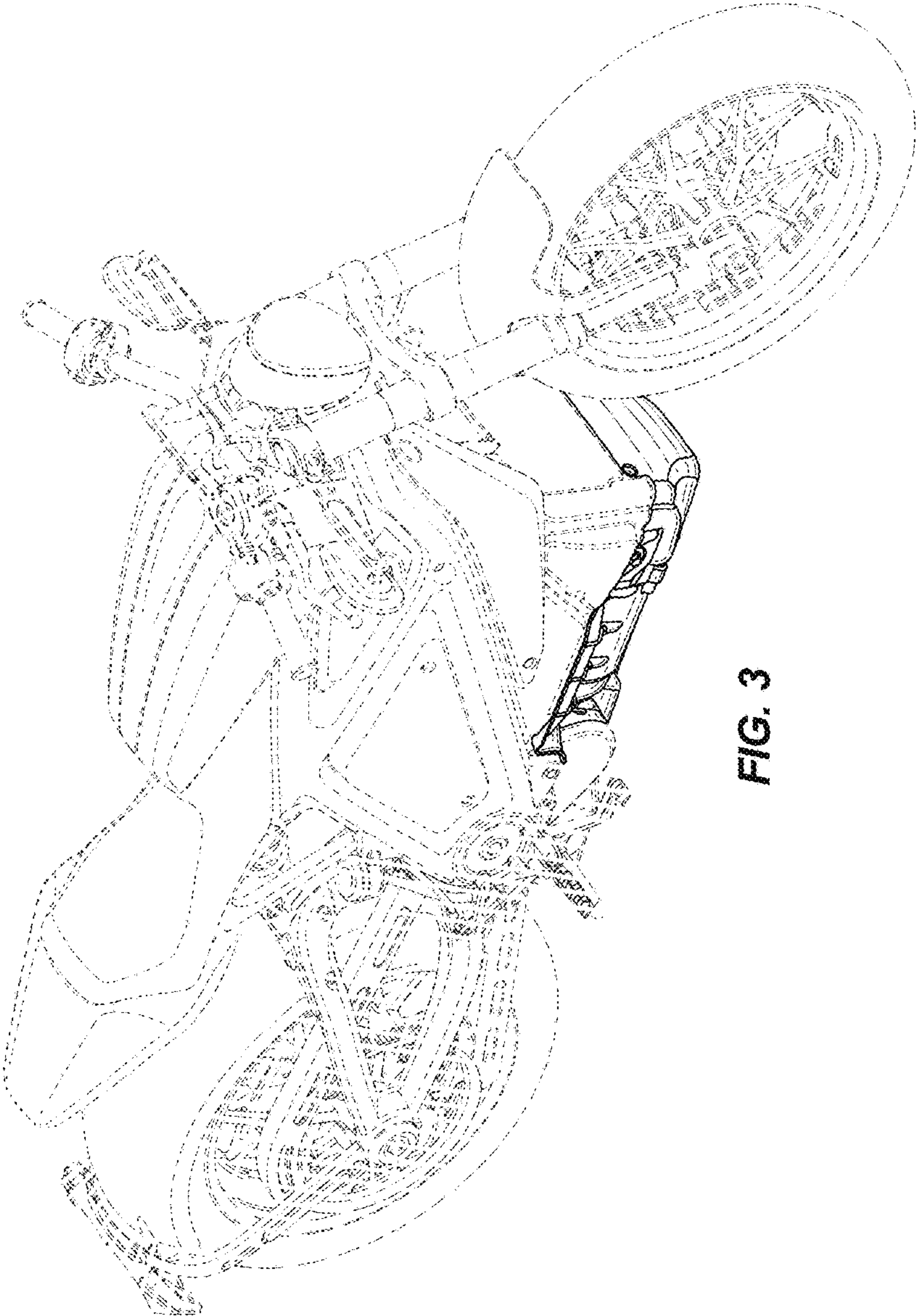


FIG. 3

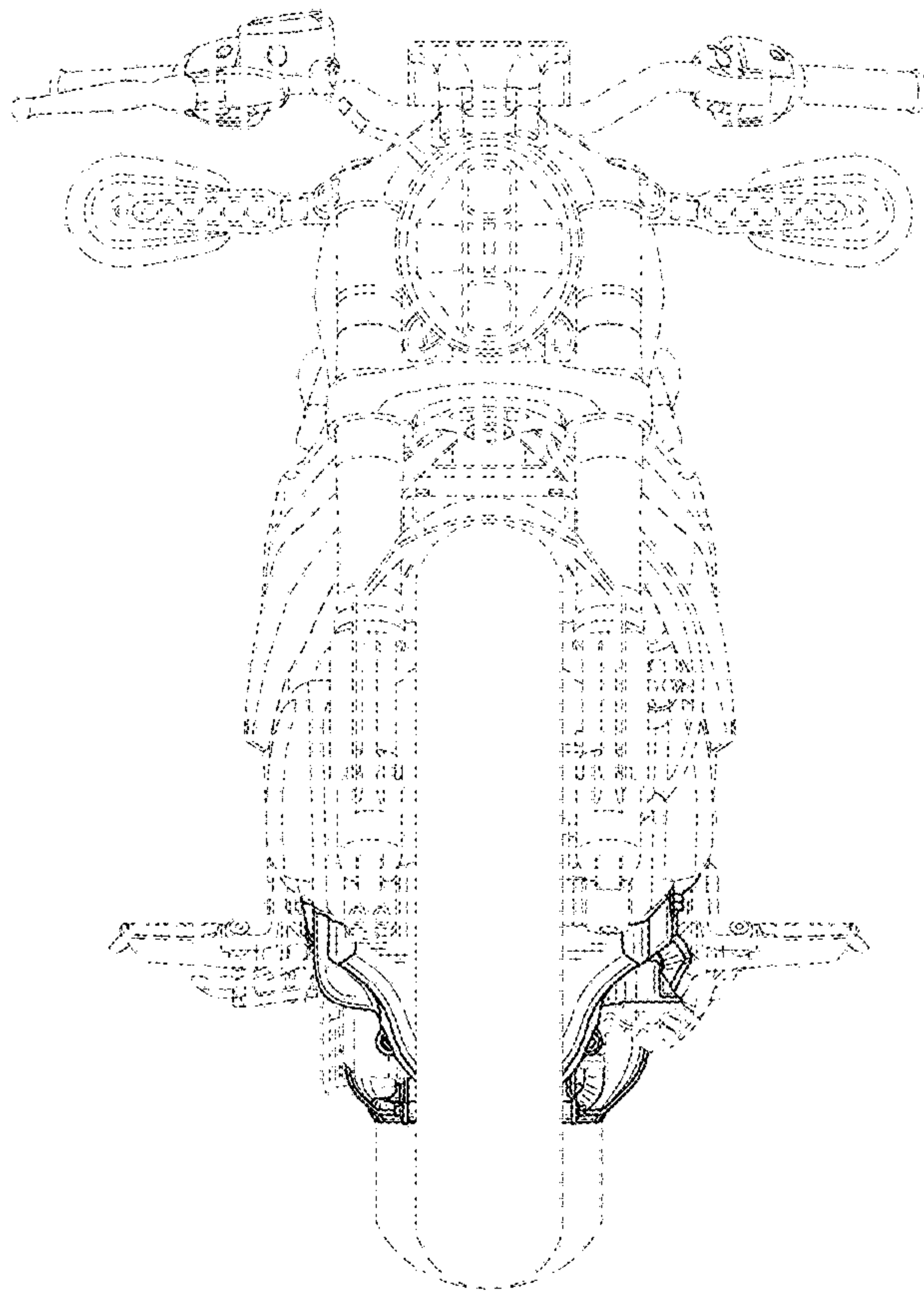


FIG. 4

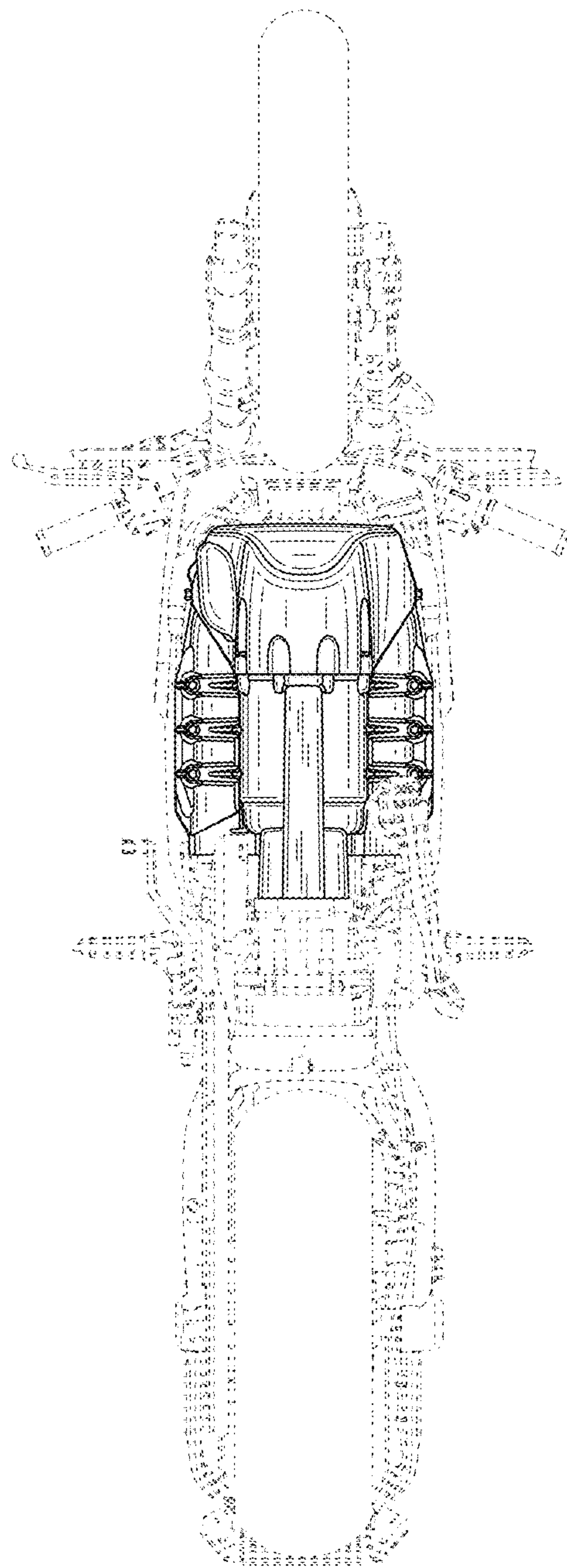


FIG. 5