



US00D852840S

(12) **United States Design Patent** (10) **Patent No.:** **US D852,840 S**
Omernick et al. (45) **Date of Patent:** **** Jul. 2, 2019**

(54) **DISPLAY SCREEN OR PORTION THEREOF WITH AN ANIMATED GRAPHICAL USER INTERFACE**

FOREIGN PATENT DOCUMENTS

AU 201711671 4/2017
AU 201711672 4/2017

(Continued)

(71) Applicant: **Akili Interactive Labs, Inc.**, Boston, MA (US)

OTHER PUBLICATIONS

Trademark application serial No. 86558910.*

(Continued)

(72) Inventors: **Matthew Omernick**, Larkspur, CA (US); **W. Edward Martucci**, Westwood, MA (US); **Adam Piper**, Sebastopol, CA (US); **Paul Rand Pierce**, Seattle, WA (US); **Ashley Mateus**, Cambridge, MA (US); **Scott Kellogg**, Mattapoisett, MA (US); **Jeffrey Bower**, Norwood, MA (US)

Primary Examiner — Melanie H Tung

(74) *Attorney, Agent, or Firm* — Goodwin Procter LLP

(73) Assignee: **Akili Interactive Labs Inc.**, Boston, MA (US)

(57) **CLAIM**

The ornamental design for a display screen or portion thereof with an animated graphical user interface, as shown and described.

(**) Term: **15 Years**

DESCRIPTION

(21) Appl. No.: **29/579,469**

The patent or application file contains at least one drawing executed in color. Copies of this patent or patent application publication with color drawing(s) will be provided by the Office upon request and payment of the necessary fees.

(22) Filed: **Sep. 30, 2016**

(51) **LOC (11) Cl.** **14-04**

(52) **U.S. Cl.**
USPC **D14/488**

(58) **Field of Classification Search**
USPC D14/485, 486, 489, 488
CPC .. G06F 3/0481; G06F 3/04812; G06F 3/0482; G06F 3/0487; G06F 3/0488; G06F 3/048
See application file for complete search history.

FIG. 1 is a front view of a first image of a display screen or portion thereof with an animated graphical user interface showing our new design;
FIG. 2 is a front view of a second image thereof;
FIG. 3 is a front view of a third image thereof;
FIG. 4 is a front view of a fourth image thereof
FIG. 5 is a front view of a fifth image thereof
FIG. 6 is a front view of a sixth image thereof
FIG. 7 is a front view of a seventh image thereof; and,
FIG. 8 is a front view of an eighth image thereof.

(56) **References Cited**



U.S. PATENT DOCUMENTS

D563,981 S * 3/2008 Montagne D14/489
D588,607 S * 3/2009 O'Donnell D14/489
D636,785 S 4/2011 Brinda
D682,303 S 5/2013 DiJulio et al.
D689,511 S 9/2013 Convay et al.

The broken lines showing a display screen or portion thereof, electronic device, and other features form no part of the claimed design.

(Continued)

1 Claim, 4 Drawing Sheets
(4 of 4 Drawing Sheet(s) Filed in Color)



(56)

References Cited

U.S. PATENT DOCUMENTS

D695,765 S * 12/2013 Tagliabue D14/486
 D703,691 S 4/2014 Brinda et al.
 D709,091 S 7/2014 Kwon et al.
 D712,909 S * 9/2014 Francisco D14/485
 D719,175 S 12/2014 Nguyen
 D726,215 S 4/2015 Brinda et al.
 D727,341 S * 4/2015 Park D14/486
 D730,383 S 5/2015 Brinda et al.
 D730,396 S * 5/2015 Yoo D14/489
 D745,886 S * 12/2015 Seo D14/489
 D746,325 S * 12/2015 Hwang D14/489
 D747,328 S * 1/2016 Erickson D14/485
 D749,603 S * 2/2016 Saimo D14/485
 D749,630 S * 2/2016 Hwang D14/489
 D751,602 S * 3/2016 Park D14/489
 D753,178 S * 4/2016 Kwon D14/489
 D753,702 S 4/2016 Zhou
 D754,691 S 4/2016 Connolly et al.
 D759,715 S * 6/2016 Kadosh D14/489
 D760,774 S * 7/2016 Park D14/489
 D763,905 S 8/2016 Patel
 D765,723 S * 9/2016 Kim D14/489
 D769,889 S 10/2016 Kuhn et al.
 D771,128 S * 11/2016 Butcher D14/489
 D775,150 S * 12/2016 Butcher D14/485
 D776,682 S * 1/2017 Kim D14/485
 D780,804 S * 3/2017 Cho D14/489
 D782,504 S 3/2017 Lee et al.
 D785,042 S * 4/2017 Lalish D14/489
 D786,300 S * 5/2017 Hashmi D14/488
 D789,380 S 6/2017 Lee et al.
 D790,595 S 6/2017 Forsblom
 D791,176 S 7/2017 Tursi et al.
 D791,821 S * 7/2017 Brody D14/489
 D792,435 S * 7/2017 Yamazaki D14/486
 D792,436 S * 7/2017 Lindner Landerstam ... D14/486
 D795,884 S * 8/2017 Kim et al.
 D795,956 S * 8/2017 Brody D20/11

D796,543 S * 9/2017 Broughton D14/489
 D798,334 S 9/2017 Dye et al.
 D800,746 S * 10/2017 Dascola D14/486
 D801,374 S * 10/2017 Yamazaki D14/486
 D802,015 S * 11/2017 Dragoi D14/489
 D803,855 S * 11/2017 Chen D14/486
 D804,523 S * 12/2017 Butcher D14/488
 D808,985 S * 1/2018 Kim D14/485
 D809,550 S 2/2018 Bray et al.
 D815,666 S 4/2018 Burns
 D817,971 S * 5/2018 Norris D14/485
 D820,294 S 6/2018 Lee et al.
 D822,712 S * 7/2018 Butcher D14/489

FOREIGN PATENT DOCUMENTS

AU 201711681 4/2017
 AU 201711724 4/2017

OTHER PUBLICATIONS

Canadian Examination Report dated Oct. 17, 2017, for Application No. 173870, 3 pages.
 Chinese First Office Action dated Jul. 24, 2017, for Application No. 201730098665.5, 1 page.
 Japanese Notice of Reasons for Rejection dated Dec. 12, 2017, for Application No. 2017-006736, 1 page.
 Canadian Examination Report dated Nov. 3, 2017, for Application No. 173869, 3 pages.
 Chinese First Office Action dated Jul. 27, 2017, for Application No. 201730105726.6, 1 page.
 Chinese Notice of Reasons for Rejection dated Feb. 14, 2018, for Application No. 201730105726.6, 2 pages.
 Japanese Notice of Reasons for Rejection dated Dec. 12, 2017, for Application No. 2017006737, 1 page.
 U.S. Appl. No. 29/579,474, filed Sep. 30, 2016, by Omernick et al.
 U.S. Appl. No. 29/579,480, filed Sep. 30, 2016, by Omernick et al.

* cited by examiner




FIG. 1




FIG. 2




FIG. 3




FIG. 4




FIG. 5




FIG. 6




FIG. 7




FIG. 8