



US00D852838S

(12) **United States Design Patent** (10) **Patent No.:** **US D852,838 S**  
**Ibsies** (45) **Date of Patent:** **\*\* Jul. 2, 2019**

(54) **DISPLAY SCREEN WITH TRANSITIONAL GRAPHICAL USER INTERFACE FOR DENTAL SOFTWARE**

*Primary Examiner* — Melanie H Tung  
*Assistant Examiner* — Bao-yen T Nguyen  
(74) *Attorney, Agent, or Firm* — Law Office of Karen Dana Oster, LLC

(71) Applicant: **Fadi Ibsies**, Tigard, OR (US)

(72) Inventor: **Fadi Ibsies**, Tigard, OR (US)

(\*\*) Term: **15 Years**

(21) Appl. No.: **29/568,498**

(22) Filed: **Jun. 19, 2016**

**Related U.S. Application Data**

(63) Continuation-in-part of application No. 13/629,463, filed on Sep. 27, 2012, now Pat. No. 10,254,852, (Continued)

(51) **LOC (11) Cl.** ..... **14-04**

(52) **U.S. Cl.**  
USPC ..... **D14/487**; D14/495

(58) **Field of Classification Search**  
USPC ..... D14/485–495  
(Continued)

(56) **References Cited**

**U.S. PATENT DOCUMENTS**

D262,204 S 12/1981 Wilson et al.  
D270,272 S 8/1983 Steele  
(Continued)

**FOREIGN PATENT DOCUMENTS**

EP 1559390 1/2005  
WO WO2002091279 11/2002  
WO WO2014086691 6/2014

**OTHER PUBLICATIONS**

Krantz, Peter, "The Ideal VIM Keyboard," at least as early as Nov. 11, 2016, <http://www.peterkranz.com/2006/vim-keyboard/>, 7 pages.

(Continued)

(57) **CLAIM**

The ornamental design for a display screen with a transitional graphical user interface for dental software, as shown and described.

**DESCRIPTION**

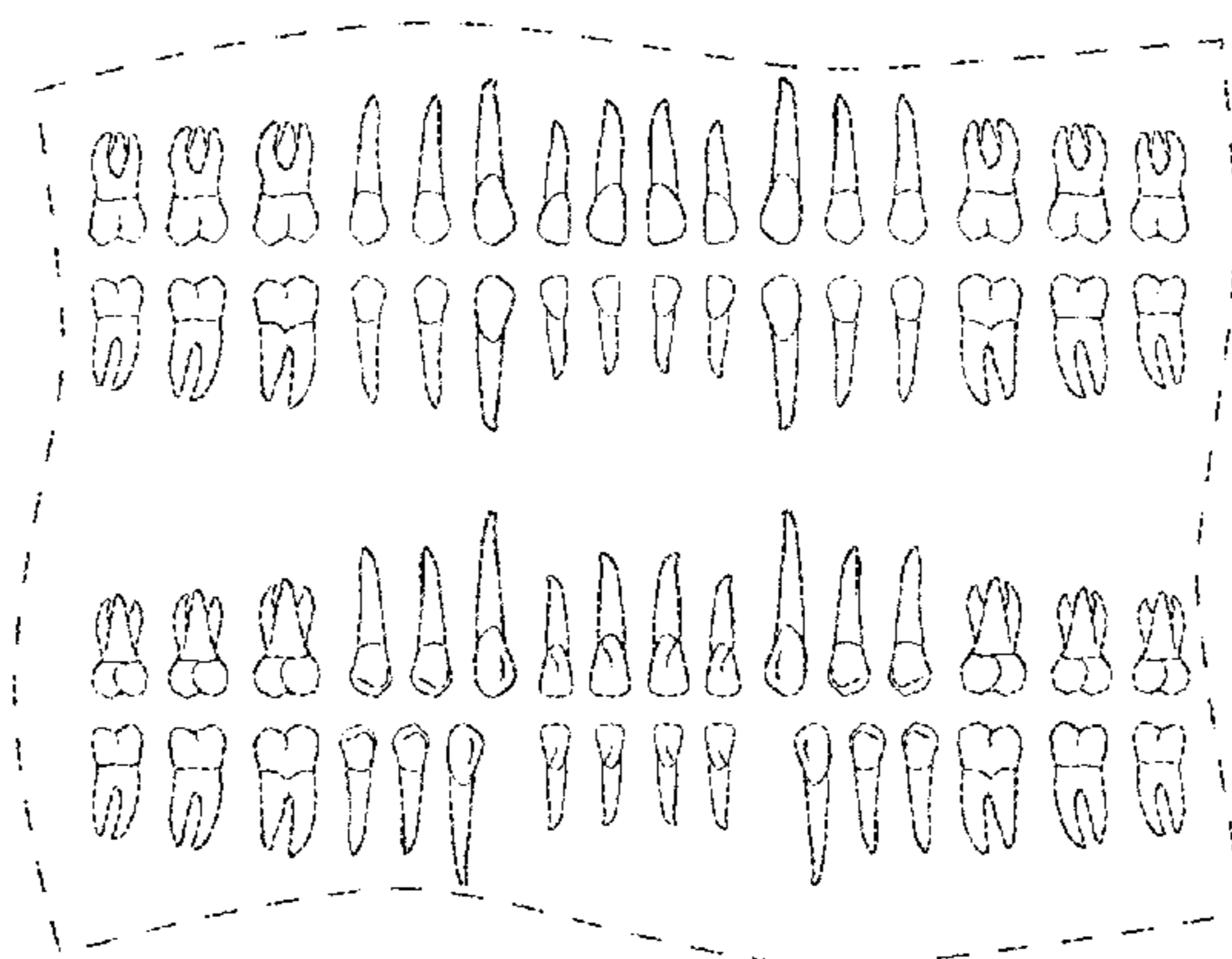
A portion of the disclosure of this patent document contains material to which a claim for copyright and trademark is made. The copyright and trademark owner has no objection to the reproduction of the patent document or the patent disclosure, as it appears in the U.S. Patent Office records, but reserves all other copyright and trademark rights whatsoever.

FIG. 1 is a front view of a first image of a display screen with transitional graphical user interface for dental software; FIG. 2 is a front view of a second image thereof; FIG. 3 is a front view of a third image thereof; FIG. 4 is a front view of a fourth image thereof; FIG. 5 is a front view of a fifth image thereof; FIG. 6 is a front view of a sixth image thereof; FIG. 7 is a front view of a seventh image thereof; FIG. 8 is a front view of an eighth image thereof; FIG. 9 is a front view of a ninth image thereof; FIG. 10 is a front view of a tenth image thereof; FIG. 11 is a front view of an eleventh image thereof; FIG. 12 is a front view of a twelfth image thereof; FIG. 13 is a front view of a thirteenth image thereof; FIG. 14 is a front view of a fourteenth image thereof; and, FIG. 15 is a front view of a fifteenth image thereof.

The broken line depicts the display screen and forms no part of the claimed design.

The appearance of the transitional image sequentially transitions from the images shown in FIGS. 1 through 15. The process or period in which one image transitions to another image forms no part of the claimed design.

**1 Claim, 15 Drawing Sheets**



**Related U.S. Application Data**

which is a continuation-in-part of application No. 12/544,074, filed on Aug. 19, 2009, now abandoned, which is a continuation-in-part of application No. 13/441,637, filed on Apr. 6, 2012, now Pat. No. 10,251,735, which is a continuation-in-part of application No. 12/544,074, filed on Aug. 19, 2009, now abandoned.

(58) **Field of Classification Search**

CPC .... G06F 3/048; G06F 3/0481; G06F 3/04812; G06F 3/04815; G06F 3/04817; G06F 3/0482; G06F 3/0483; G06F 3/0484; G06F 3/04842; G06F 3/04845; G06F 3/04847; G06F 3/0485; G06F 3/04855; G06F 3/0486; G06F 3/0487; G06F 3/0488; G06F 3/04883; G06F 3/04886

See application file for complete search history.

(56)

**References Cited**

U.S. PATENT DOCUMENTS

4,906,117 A 3/1990 Birdwell  
 4,915,626 A 4/1990 Lemmey  
 4,963,044 A 10/1990 Warner  
 4,974,183 A 11/1990 Miller  
 5,033,238 A 7/1991 Zubler  
 5,084,833 A 1/1992 Matsuda et al.  
 5,235,510 A 8/1993 Yamada et al.  
 5,303,148 A 4/1994 Mattson et al.  
 5,562,448 A 10/1996 Mushabac  
 5,584,588 A 12/1996 Harbaugh  
 5,600,313 A 2/1997 Freedman  
 5,742,700 A 4/1998 Yoon et al.  
 5,752,827 A 5/1998 Baron et al.  
 5,944,531 A 8/1999 Foley et al.  
 6,010,260 A 1/2000 Chao  
 6,227,850 B1 5/2001 Chishti et al.  
 6,241,406 B1 6/2001 Yan  
 6,295,052 B1 9/2001 Kato et al.  
 6,501,462 B1 12/2002 Garner  
 6,664,986 B1 12/2003 Kopelman et al.  
 7,010,153 B2 3/2006 Zimmermann  
 D523,433 S 6/2006 O'Neil et al.  
 D533,875 S 12/2006 Miles et al.  
 D552,118 S 10/2007 Jung et al.  
 D565,046 S 3/2008 Ward  
 7,343,305 B2 3/2008 Benn et al.  
 D567,249 S 4/2008 Gunn et al.  
 7,354,402 B2 4/2008 Hoarau et al.  
 7,369,116 B2 5/2008 Logue  
 D573,989 S 7/2008 Ward  
 7,454,705 B2 11/2008 Cadez et al.  
 7,478,327 B1 1/2009 Reid  
 D590,836 S 4/2009 Schneider  
 D602,495 S 10/2009 Um et al.  
 D607,890 S 1/2010 Beavers et al.  
 D611,054 S 3/2010 Lin et al.  
 7,689,317 B2 3/2010 McGrady et al.  
 D614,644 S 4/2010 Kristensson et al.  
 D614,645 S 4/2010 Kristensson et al.  
 D617,336 S 6/2010 Beavers et al.  
 D617,337 S 6/2010 Beavers et al.  
 D619,608 S 7/2010 Meziere  
 D619,611 S 7/2010 Meziere  
 D621,410 S 8/2010 Verfuert et al.  
 7,819,598 B2 10/2010 Griffin  
 D629,414 S 12/2010 Beavers et al.  
 D629,415 S 12/2010 Beavers et al.  
 D633,097 S 2/2011 Jewitt et al.  
 D638,852 S 5/2011 Skidmore et al.  
 D663,742 S 7/2012 Tanghe et al.  
 D664,549 S 7/2012 Gleasman et al.  
 D664,962 S 8/2012 Duggan et al.

D664,963 S 8/2012 Duggan et al.  
 D664,964 S 8/2012 Odell et al.  
 D665,394 S 8/2012 Duggan et al.  
 D675,218 S 1/2013 Arnold et al.  
 D679,722 S 4/2013 Ray  
 D682,293 S 5/2013 Kanalakakis, Jr. et al.  
 D684,172 S 6/2013 Rytte et al.  
 D684,173 S 6/2013 Rytte et al.  
 D684,177 S 6/2013 Winther et al.  
 D684,588 S 6/2013 Gilani  
 D690,318 S 9/2013 Kluttz et al.  
 D690,723 S 10/2013 Steele et al.  
 8,624,842 B2 1/2014 Rouchouze  
 D705,799 S 5/2014 Funabashi et al.  
 D708,638 S 7/2014 Manzari et al.  
 D709,910 S 7/2014 Pasquero et al.  
 D711,897 S 8/2014 Chaudhri  
 D712,420 S 9/2014 Song et al.  
 D712,913 S 9/2014 Na  
 D717,825 S 11/2014 Pasquero et al.  
 8,931,969 B2 1/2015 Stewart et al.  
 D737,328 S 8/2015 Watson et al.  
 D738,903 S 9/2015 Lee  
 D739,861 S 9/2015 Perez et al.  
 D742,872 S 11/2015 Akana et al.  
 9,195,818 B2 11/2015 Ferren  
 D746,833 S 1/2016 Kim et al.  
 9,235,271 B2 1/2016 Berg  
 D749,085 S 2/2016 Furue et al.  
 D750,649 S 3/2016 Jung et al.  
 D754,719 S 4/2016 Zha  
 D755,809 S 5/2016 Kim et al.  
 D757,098 S 5/2016 Ekholm et al.  
 D758,411 S 6/2016 Lee  
 D758,417 S 6/2016 Chaudhri et al.  
 D758,427 S 6/2016 Park et al.  
 D759,095 S 6/2016 Seo et al.  
 D759,096 S 6/2016 Seo et al.  
 D763,890 S 8/2016 Pan  
 D765,671 S 9/2016 Katopis  
 D765,708 S 9/2016 Gagnier  
 D765,721 S 9/2016 Senders  
 D767,609 S 9/2016 Mehrzad  
 D769,934 S 10/2016 Chaudhri et al.  
 D771,089 S 11/2016 Guntzer et al.  
 D774,525 S 12/2016 Seo et al.  
 D775,171 S 12/2016 Gottlieb  
 D775,649 S 1/2017 Anzures et al.  
 D775,655 S \* 1/2017 Ibsies ..... D14/487  
 D776,133 S 1/2017 Hill et al.  
 D777,202 S 1/2017 Maeda et al.  
 D778,927 S 2/2017 Bertnick et al.  
 D779,536 S 2/2017 Wingate-Whyte et al.  
 D779,558 S \* 2/2017 Ibsies ..... D14/495  
 D780,198 S 2/2017 Cao  
 D780,200 S 2/2017 Chaudhri  
 D780,800 S 3/2017 Bi  
 D781,339 S 3/2017 Li et al.  
 D781,872 S 3/2017 Wu et al.  
 D786,927 S \* 5/2017 Ibsies ..... D14/492  
 D787,555 S \* 5/2017 Ibsies ..... D14/492  
 D788,153 S 5/2017 Kim et al.  
 D789,378 S 6/2017 Gottlieb  
 D790,569 S 6/2017 Anzures et al.  
 D797,766 S \* 9/2017 Ibsies ..... D14/485  
 D798,894 S \* 10/2017 Ibsies ..... D14/486  
 2002/0178032 A1 11/2002 Benn et al.  
 2004/0015327 A1 1/2004 Sachdeva et al.  
 2004/0036632 A1 2/2004 Ford  
 2004/0095507 A1 5/2004 Bishop et al.  
 2004/0158507 A1 \* 8/2004 Meek, Jr. .... G06Q 10/087  
 705/28  
 2004/0236608 A1 11/2004 Ruggio et al.  
 2005/0043970 A1 2/2005 Hsieh  
 2005/0286953 A1 12/2005 Griffin  
 2007/0128574 A1 \* 6/2007 Kuo ..... A61C 7/00  
 433/24  
 2007/0239488 A1 \* 10/2007 DeRosso ..... G06F 19/321  
 705/3

(56)

**References Cited**

U.S. PATENT DOCUMENTS

2007/0244581	A1	10/2007	Nyholm	
2008/0018598	A1	1/2008	Marsden	
2009/0027334	A1*	1/2009	Foulk .....	G06F 3/0488 345/157
2009/0183098	A1	7/2009	Casparian et al.	
2010/0121658	A1	5/2010	Kaminski et al.	
2011/0043451	A1	2/2011	Ibsies	
2012/0032945	A1	2/2012	Dare et al.	
2012/0120181	A1	5/2012	Kanalakis, Jr. et al.	
2012/0194546	A1*	8/2012	Ibsies .....	A61C 19/00 345/629
2012/0274661	A1	11/2012	Ye et al.	
2014/0002364	A1*	1/2014	Ibsies .....	G16H 40/63 345/168
2014/0337049	A1	11/2014	DeBusk et al.	
2015/0135108	A1	5/2015	Pope et al.	

OTHER PUBLICATIONS

Denchart Periodontal Software, “DenChart comes packed with features and power tools,” <http://www.denchart.com/features>, Internet Archive WayBackMachine, at least as early as Dec. 15, 2009, 2 pages.  
 United States Patent and Trademark Office, “U.S. Appl. No. 61/113,822,” Provisional of 2010/0121658, Kaminski, et al., filed Nov. 12, 2008, 29 pages.

Clark Dental Support, “Florida Probe Support,” at least as early as Jun. 29, 2015, web site, [http://www.clarkdentalsupportco.uk/florida\\_probe\\_support.php](http://www.clarkdentalsupportco.uk/florida_probe_support.php), 2 pages.  
 Datacon Dental Systems, “Charting Overview,” at least as early as May 4, 2015, web site, <http://www.datacondental.com/charting-overview>, 1 page.  
 Dental Equipment Center, “Dental Equipment Store—Kayo Dental Equipment,” at least as early as Jun. 29, 2015, web site, <http://www.dentalequipmentcenter.com/kavo-dental.html>, 3 pages.  
 DentiMax, “DentiMax Software,” as early as May 4, 2015, web site, <http://www.softwareadvice.com>, 1 page.  
 Health and Medicine, Spinoff 2008, “Periodontal Probe Improves Exams, Alleviates Pain,” Originating Technology/NASA Contribution, at least as early as 2008, 2 pages.  
 Perio-Imaging, “Periodontal Gum Disease,” at least as early as Jun. 29, 2015, web site, <http://www.perioimaging.com/pages/products.aspx>, © 2008 Perio-Imaging Inc., all rights reserved, 11 pages.  
 Probeone, “The Gentle Probe,” at least as early as Jun. 29, 2015, © 1995-2011 Probe One, web site, <http://www.probeone.com/standardized.htm>, 2 pages.  
 Technology Transfer Program, Bringing NASA Technology Down to Earth, “Periodontal Probe Improves Exams, Alleviates Pain,” at least as early as Jun. 29, 2015, web site, [https://spinoff.nasa.gov/Spinoff2008/hm\\_8.html](https://spinoff.nasa.gov/Spinoff2008/hm_8.html), 2 pages.  
 Unident Software Company, “Axex Dental Software,” web site, at least as early as May 4, 2015, <http://www.softwareadvice.com>, 1 page.

\* cited by examiner

FIG. 1




FIG. 2

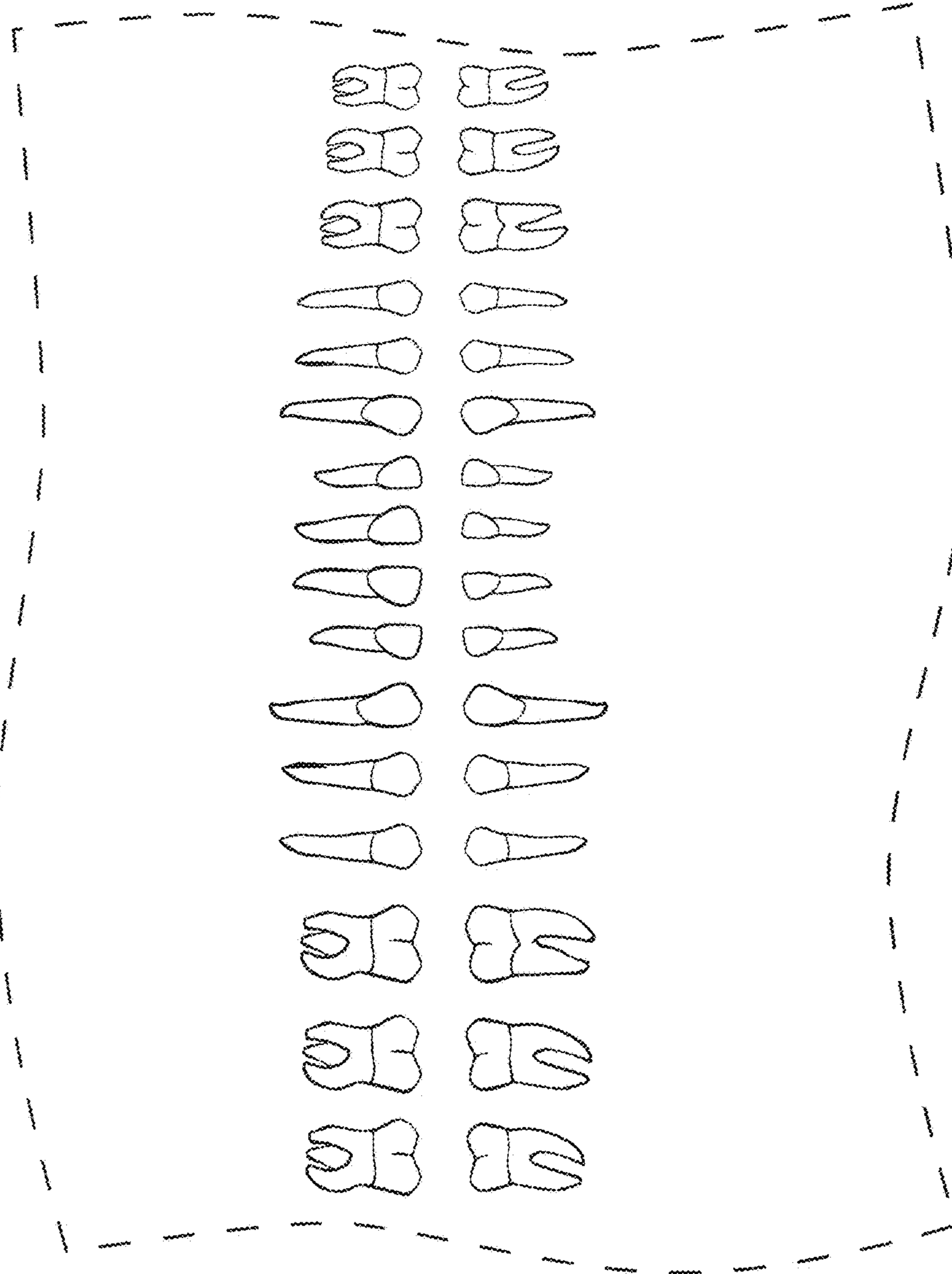


FIG. 3

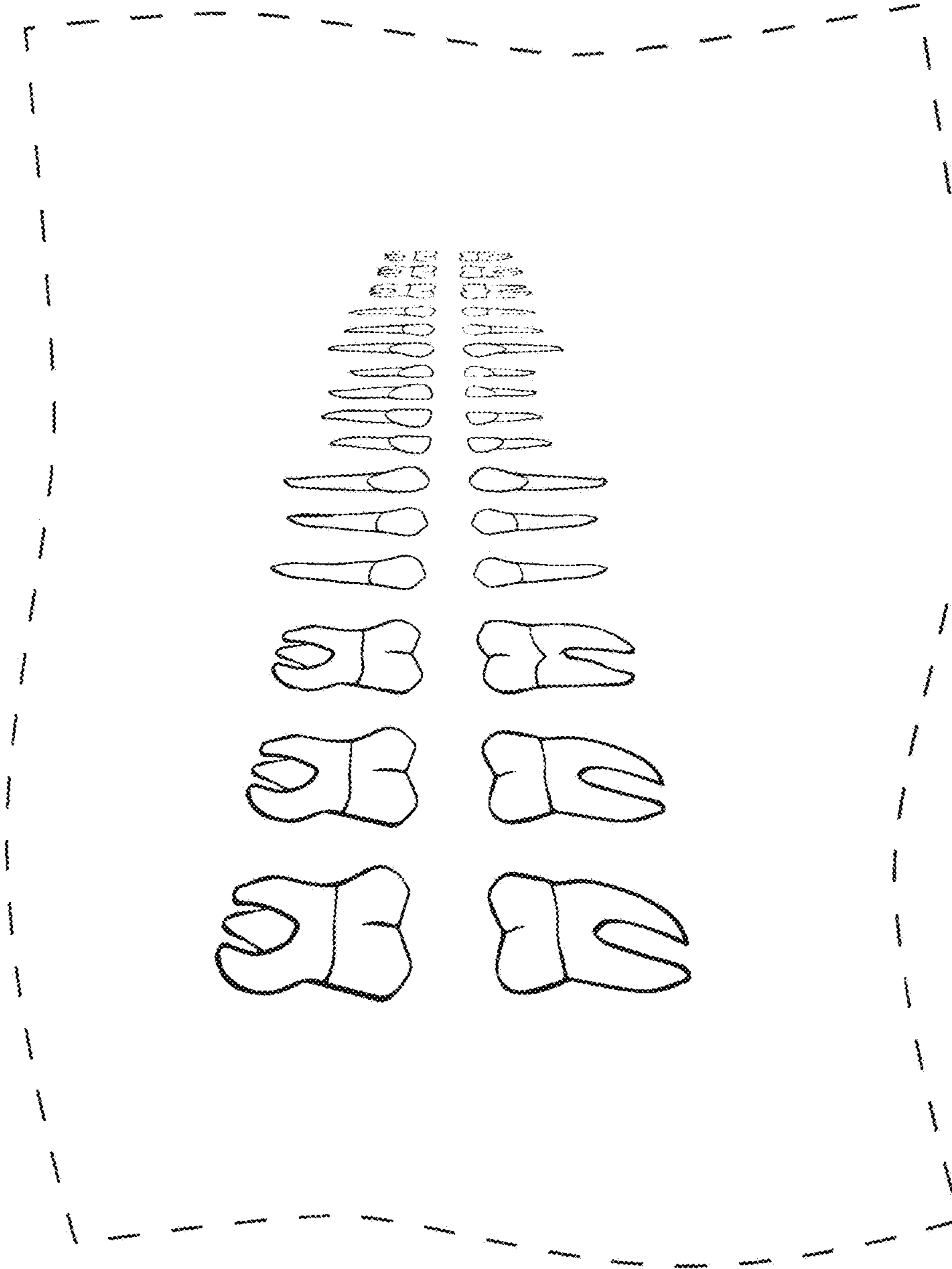


FIG. 4




FIG. 5

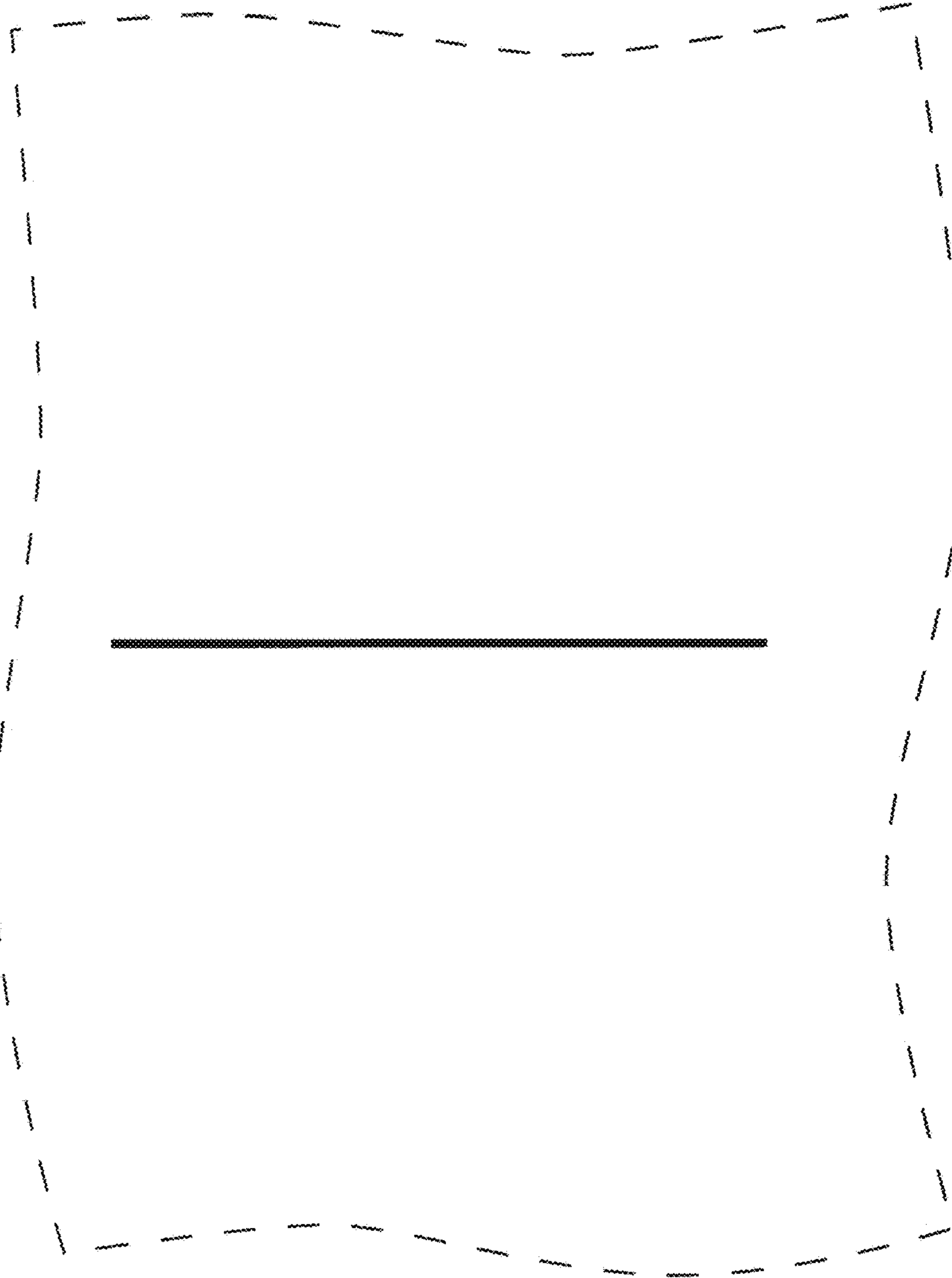




FIG. 6

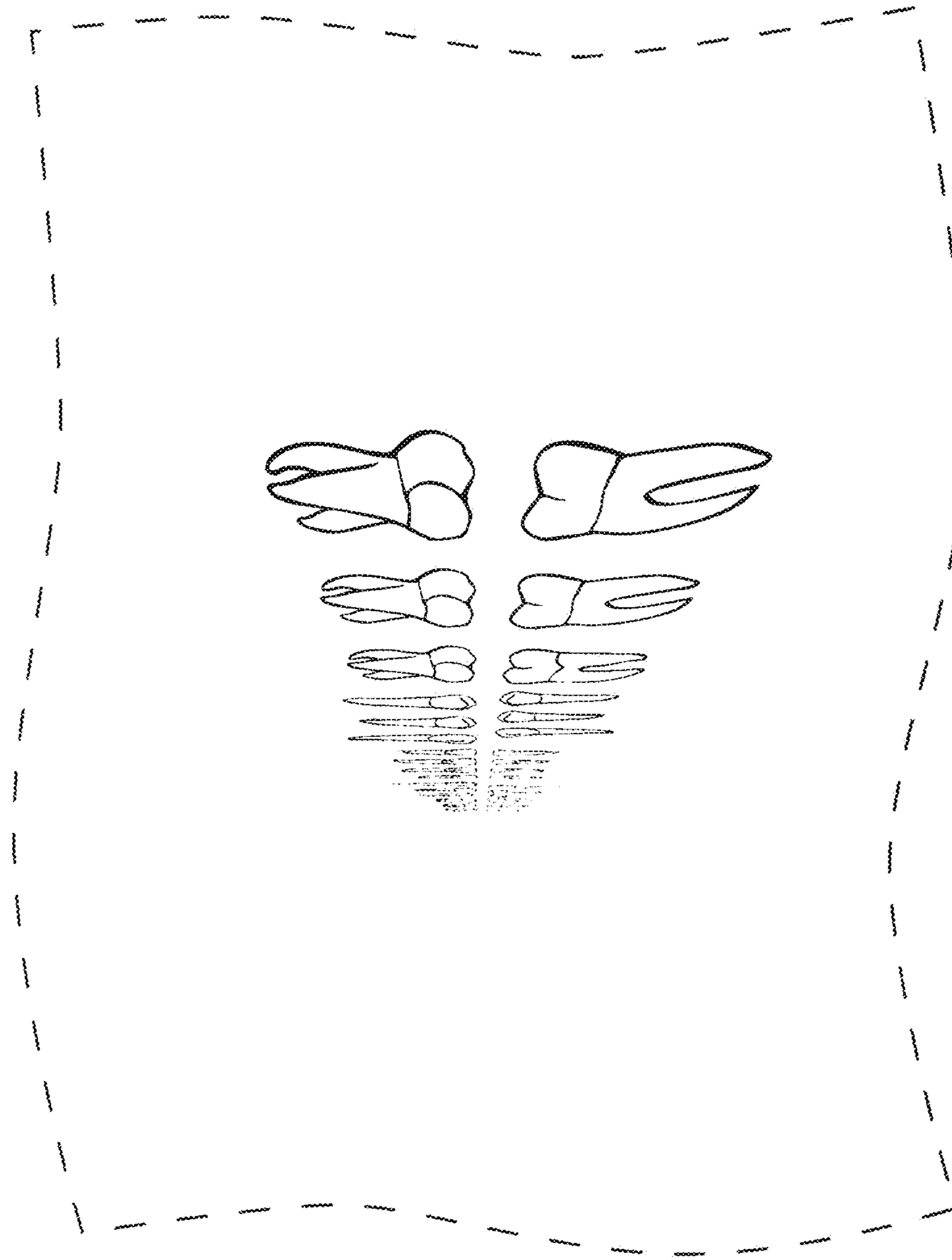


FIG. 7

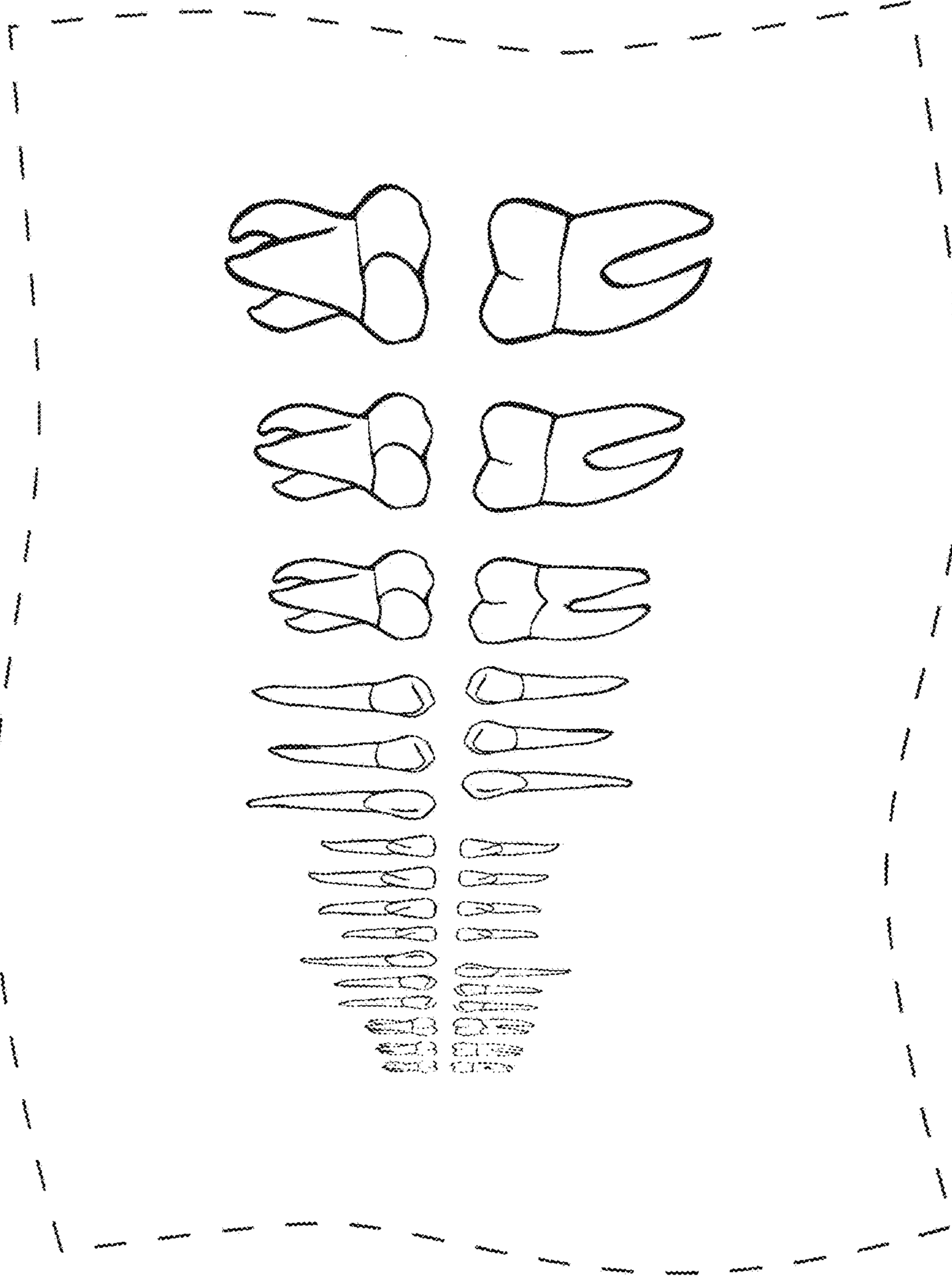


FIG. 8

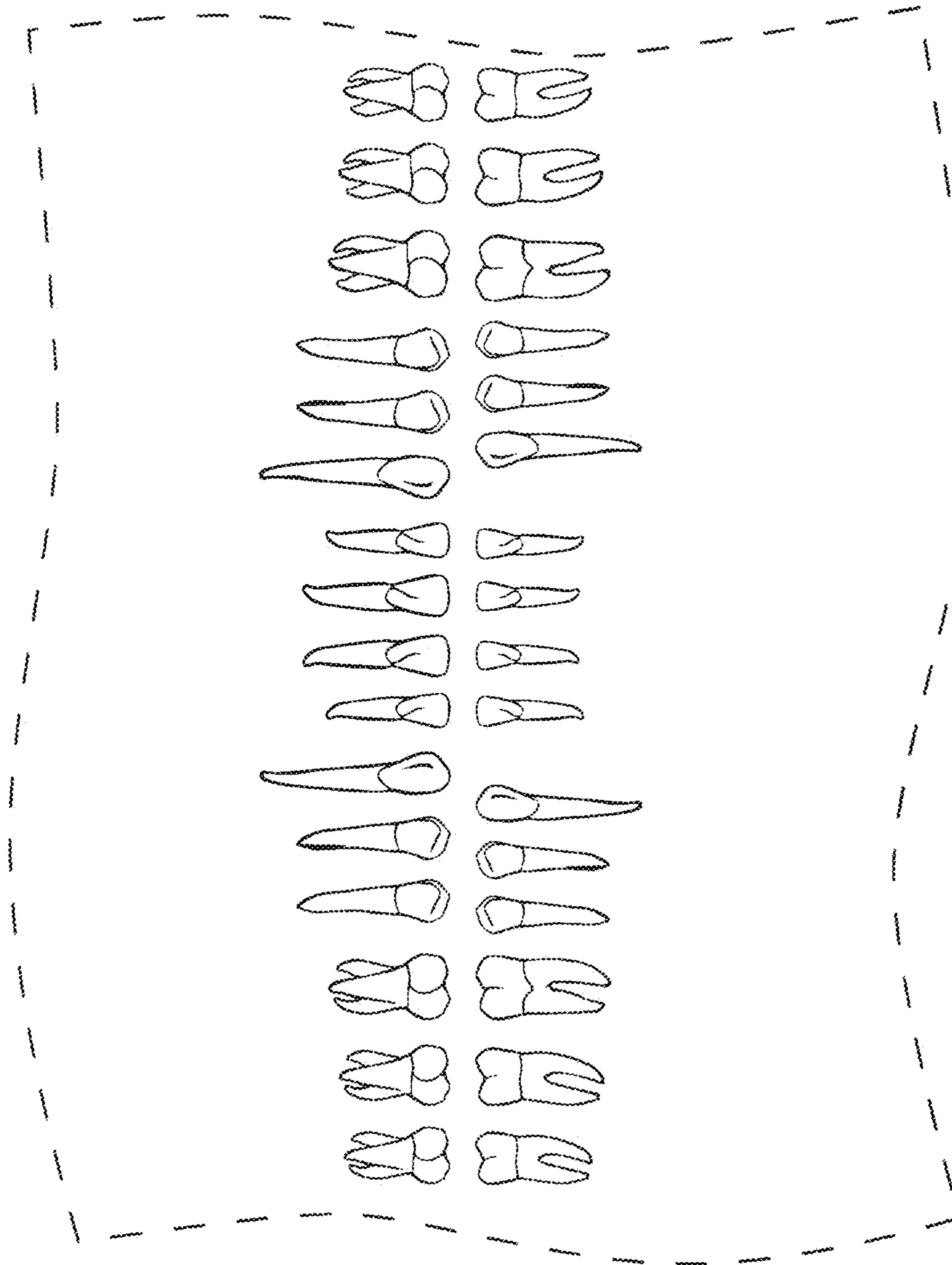


FIG. 9

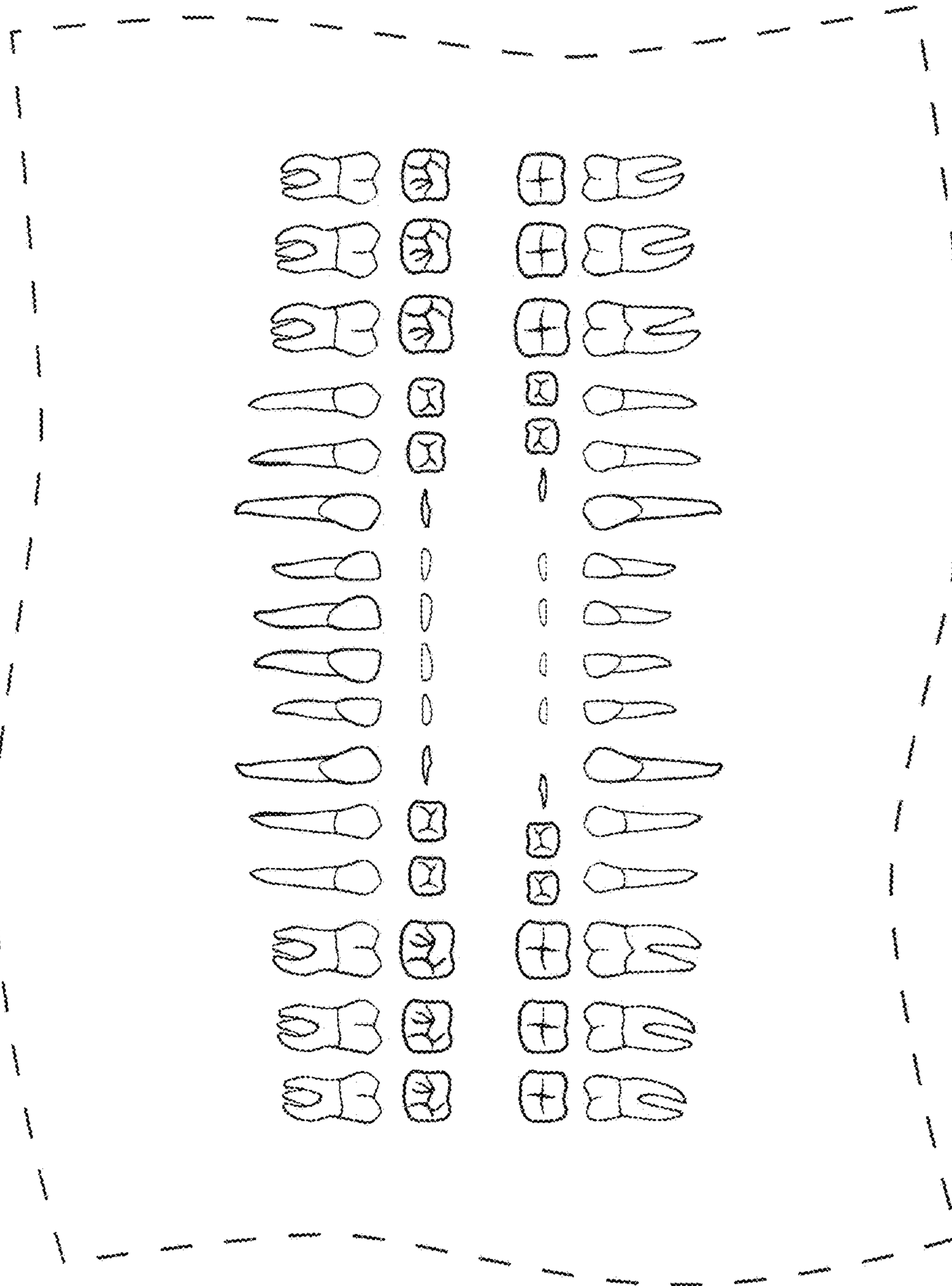


FIG. 10

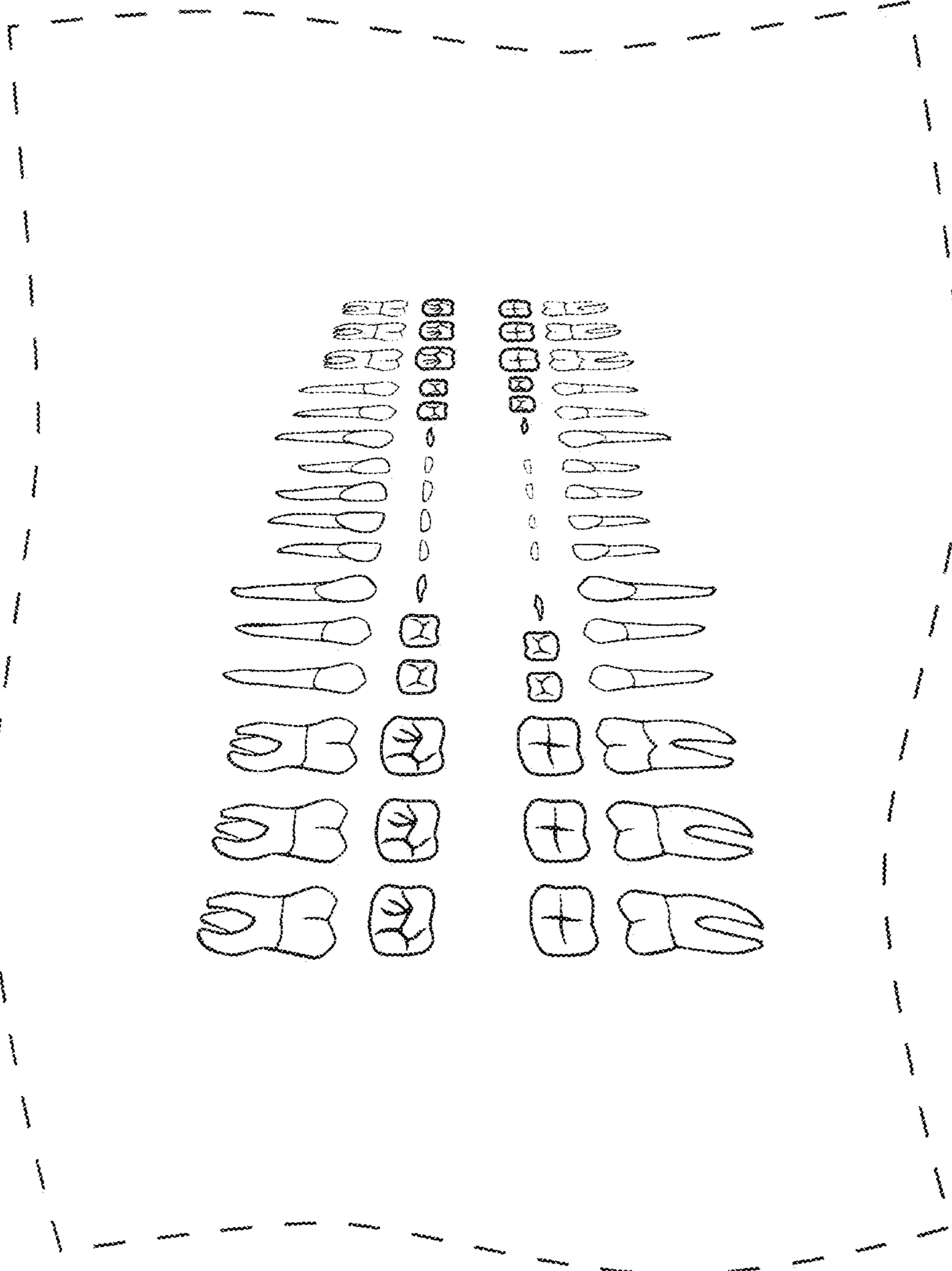


FIG. 11

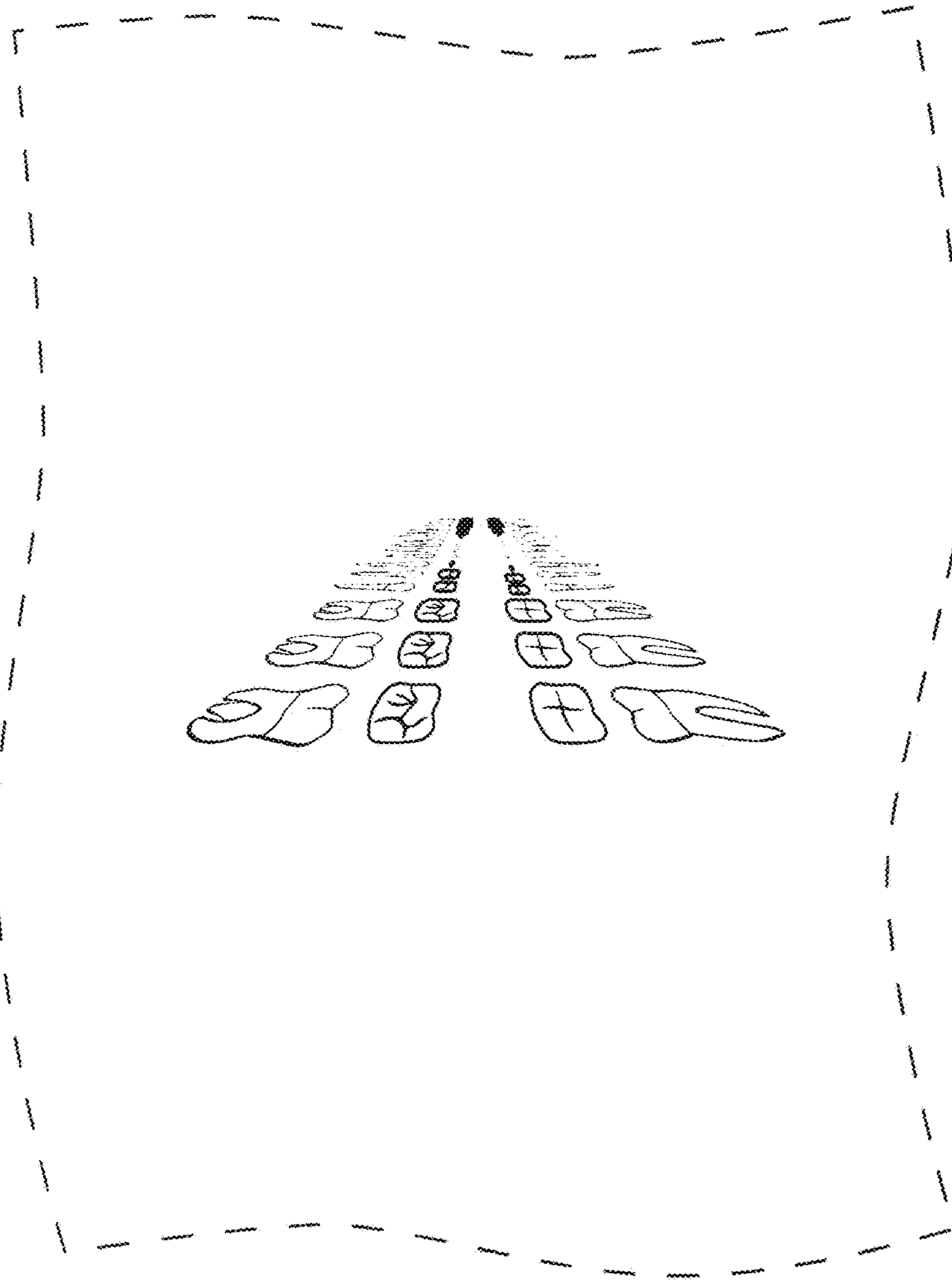


FIG. 12

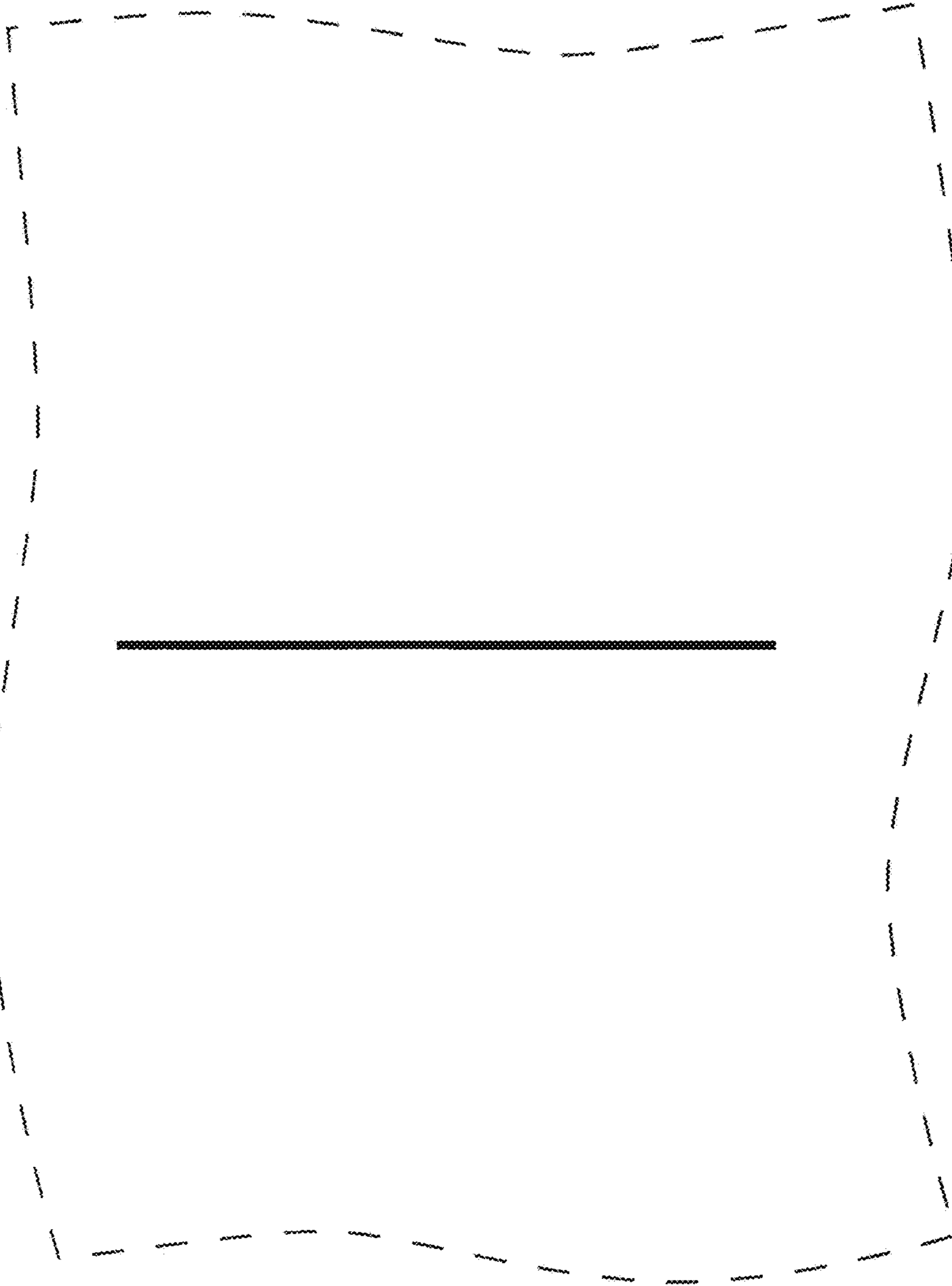


FIG. 13

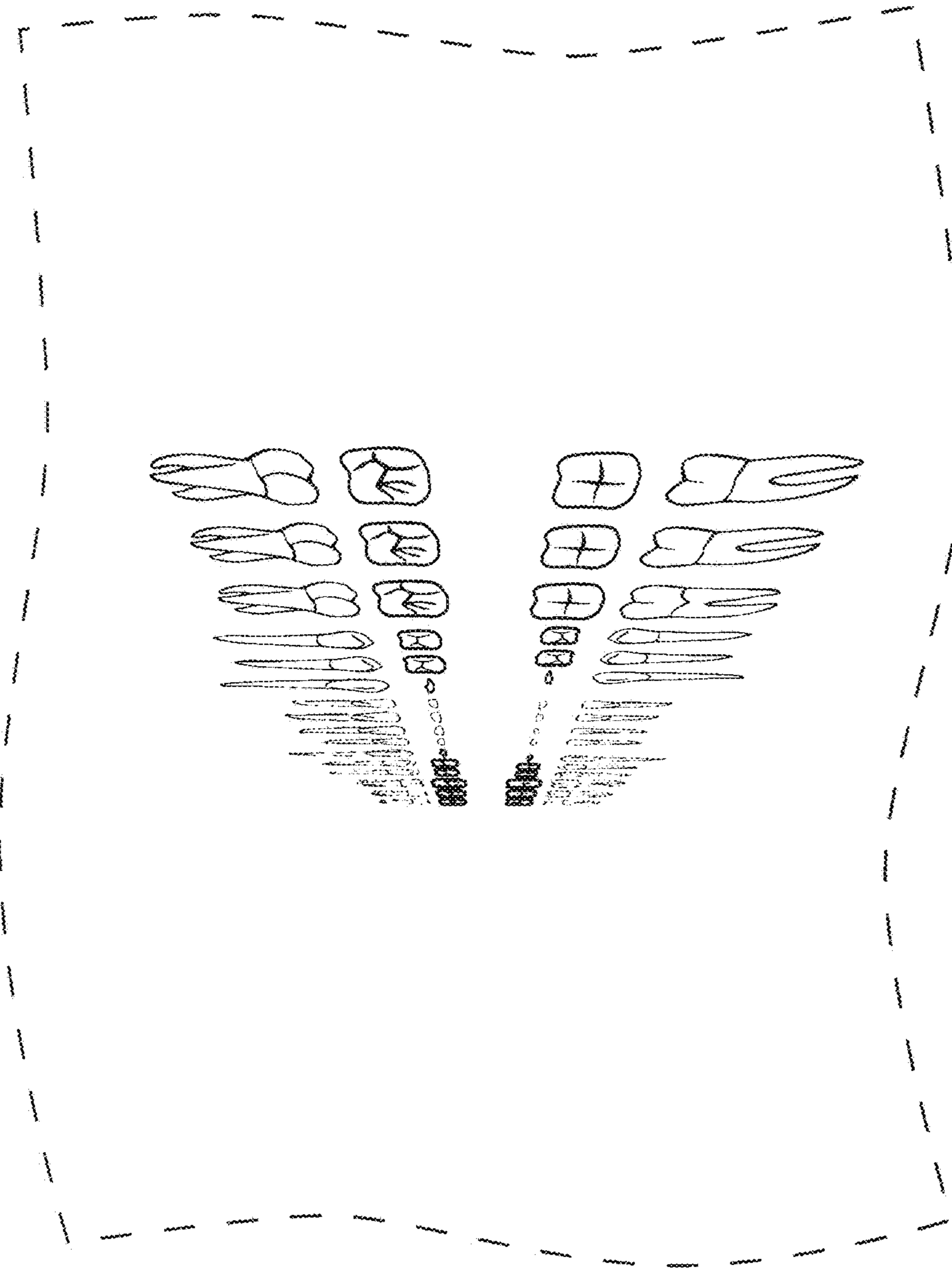




FIG. 14

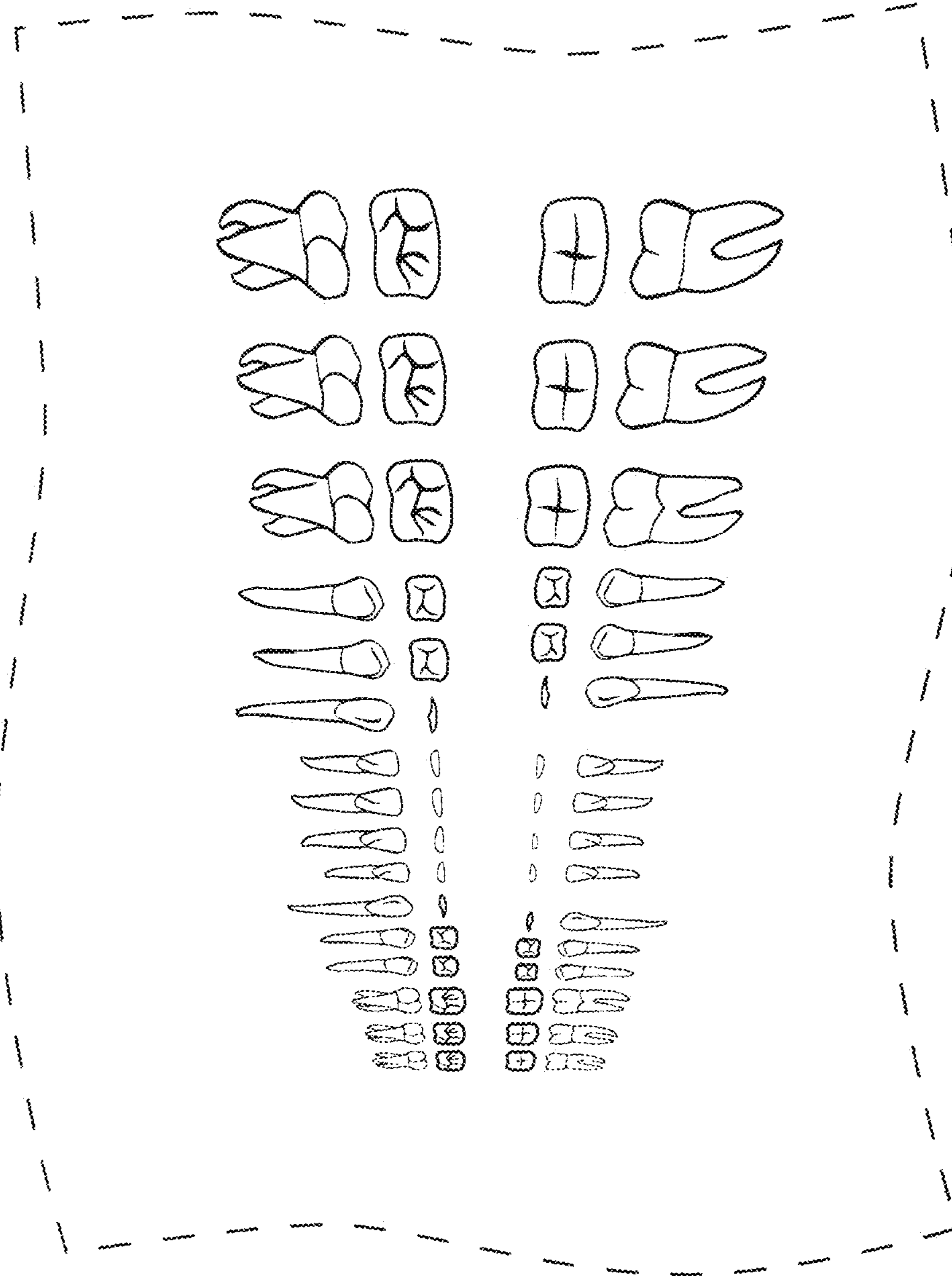


FIG. 15

