



US00D852793S

(12) **United States Design Patent**
Zhou

(10) **Patent No.:** **US D852,793 S**
(45) **Date of Patent:** **** Jul. 2, 2019**

(54) **SPORTS ARMBAND**

(71) Applicant: **Xinqiang Zhou**, Guangdong (CN)

(72) Inventor: **Xinqiang Zhou**, Guangdong (CN)

(**) Term: **15 Years**

(21) Appl. No.: **29/656,354**

(22) Filed: **Jul. 12, 2018**

(51) **LOC (11) Cl.** **14-03**

(52) **U.S. Cl.**
USPC **D14/253**; D3/218

(58) **Field of Classification Search**
USPC D3/215, 218, 219, 224–226, 247–251,
D3/230, 303; 224/219, 222, 269, 240,
224/583; 206/320; D14/251–253
CPC A45C 2013/025; A45C 11/00; B65D 85/64
See application file for complete search history.

(56) **References Cited**

U.S. PATENT DOCUMENTS

D541,042 S * 4/2007 Andre D3/218
D729,790 S * 5/2015 Baum D14/253

D741,594 S * 10/2015 Morgan D3/218
D759,958 S * 6/2016 Requa D3/218
D806,387 S * 1/2018 Tillmann D3/264

* cited by examiner

Primary Examiner — Randall H Gholson

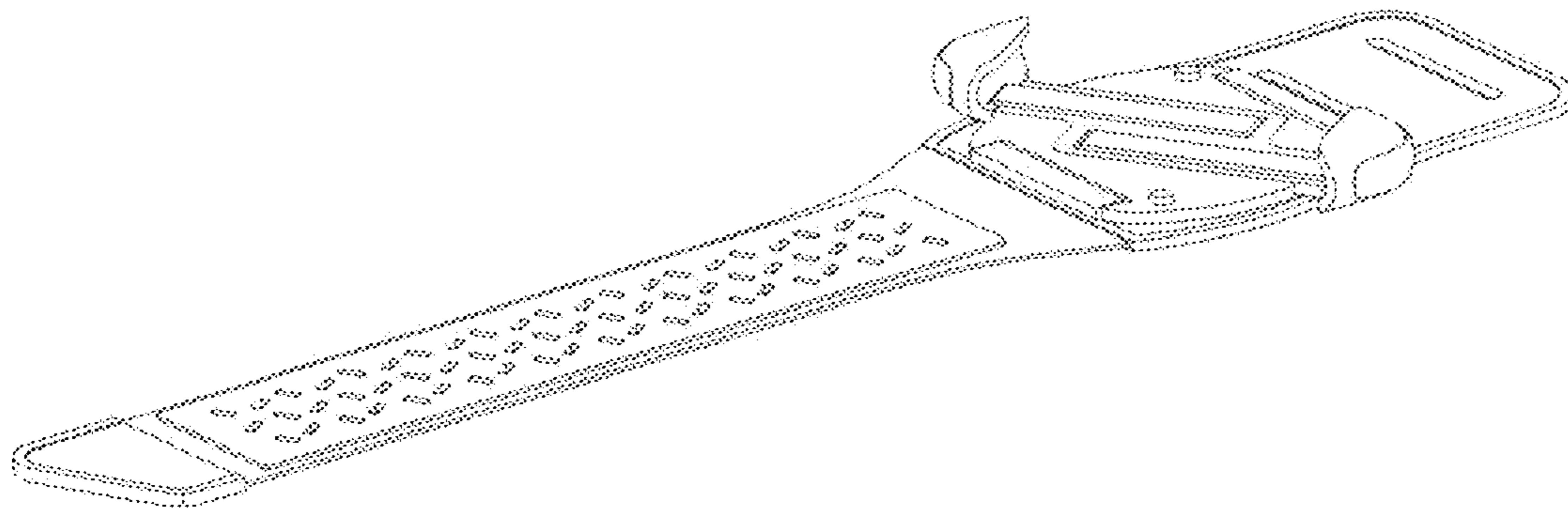
(57) **CLAIM**

The ornamental design for a sports armband, as shown and described.

DESCRIPTION

FIG. 1 is a perspective view of a sports armband showing my new design;
FIG. 2 is a perspective view thereof showing the sports armband in an alternate position;
FIG. 3 is a front view of the sports armband shown in FIG. 1;
FIG. 4 is a rear side view thereof;
FIG. 5 is a right side view thereof
FIG. 6 is a left side view thereof;
FIG. 7 is a bottom plan view thereof; and,
FIG. 8 is a top plan view thereof.

1 Claim, 6 Drawing Sheets



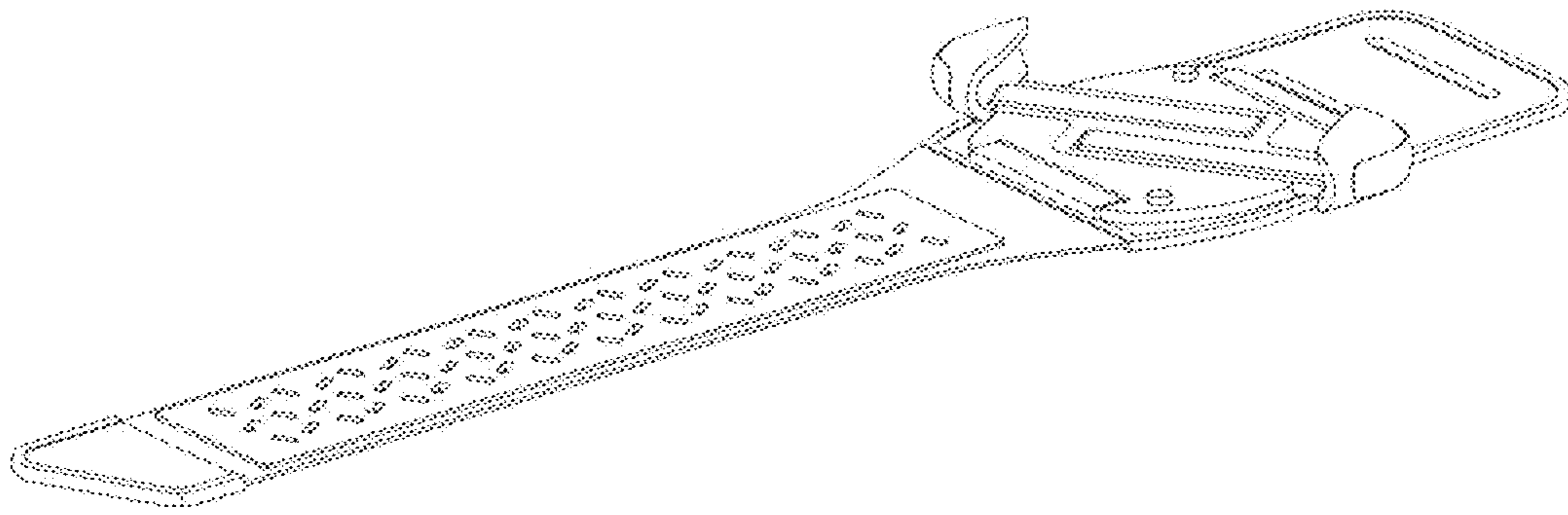


FIG. 1

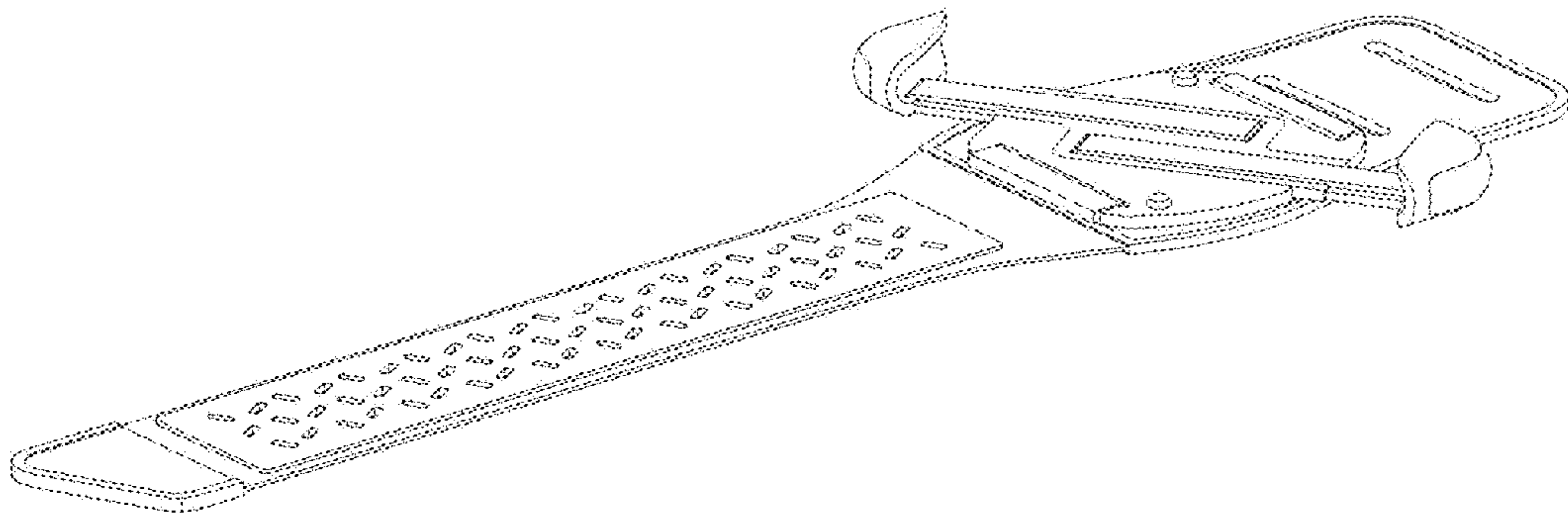


FIG. 2




FIG. 3




FIG. 4




FIG. 5



FIG. 6

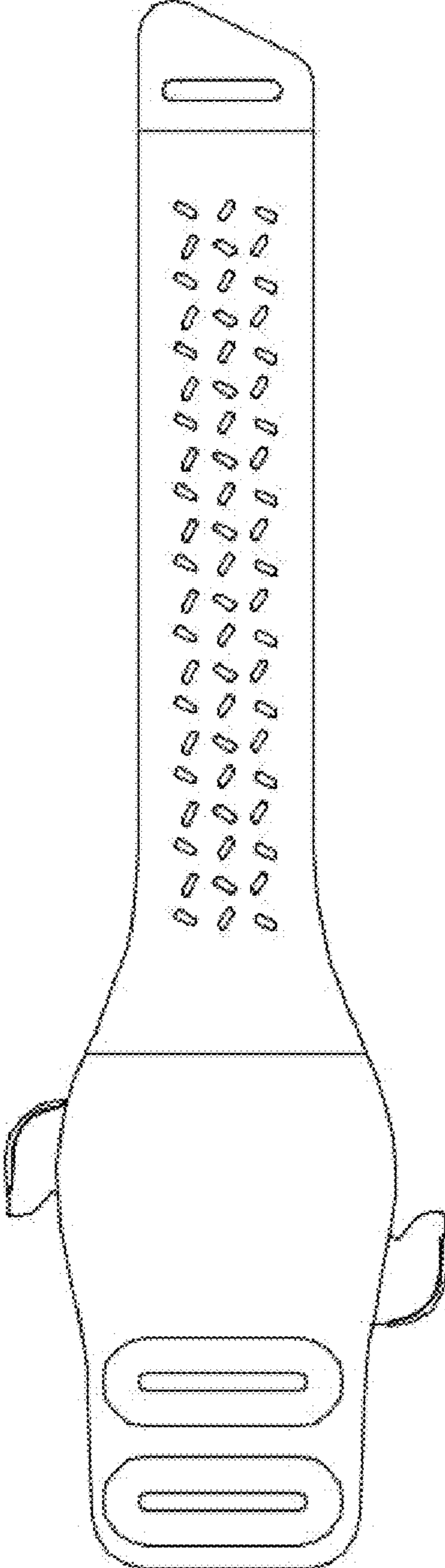


FIG. 7

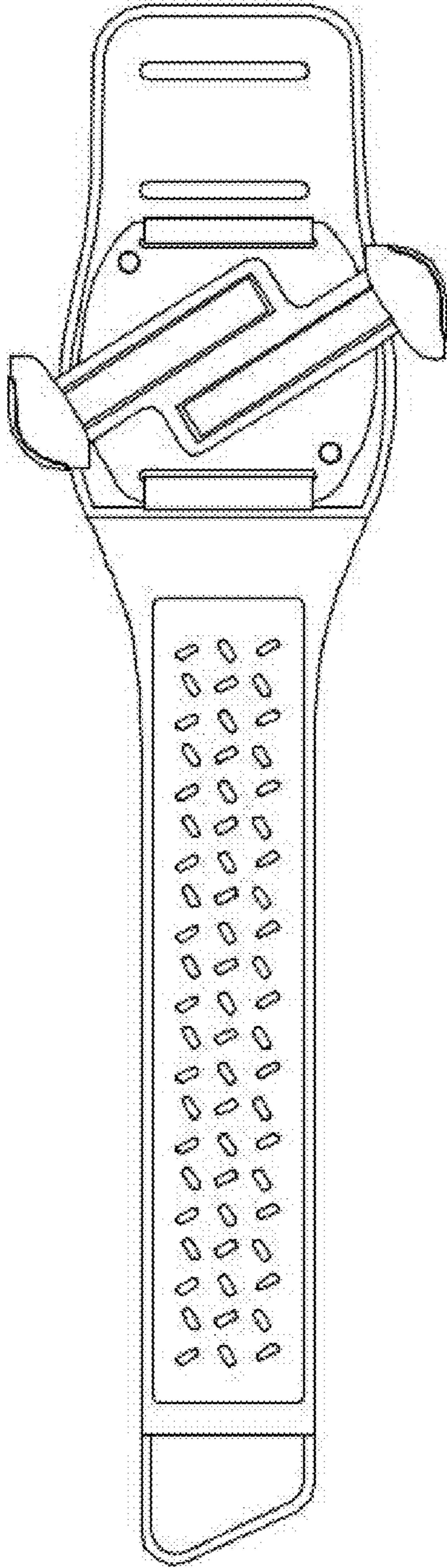


FIG. 8