



US00D852754S

(12) **United States Design Patent**  
**Dobler**

(10) **Patent No.:** **US D852,754 S**  
(45) **Date of Patent:** **\*\* Jul. 2, 2019**

(54) **CONNECTOR ASSEMBLY**

(71) Applicant: **NEUTRIK AG**, Schaan (LI)  
(72) Inventor: **Oliver Dobler**, Ruggell (LI)  
(73) Assignee: **NEUTRIK AG**, Schaan (LI)  
(\*\*) Term: **15 Years**

(21) Appl. No.: **29/614,512**

(22) Filed: **Aug. 21, 2017**

(30) **Foreign Application Priority Data**

Feb. 21, 2017 (EM) ..... 003760552-0001

(51) **LOC (11) Cl.** ..... **13-03**

(52) **U.S. Cl.**

USPC ..... **D13/154**; D13/146

(58) **Field of Classification Search**

USPC ..... D13/118, 123, 133, 146, 147, 173, 184,  
D13/199, 154

CPC ... G02B 6/38; G02B 6/36; H01R 9/05; H01R  
13/639; H01R 27/00; H01R 29/00; H01R  
43/16; H01R 12/70; H01R 12/7076;  
H01R 13/46; H01R 13/62; H01R 13/627;  
H01R 13/646; H01R 13/648; H01R 13/66

See application file for complete search history.

(56) **References Cited**

**U.S. PATENT DOCUMENTS**

7,037,130 B2 \* 5/2006 Dillon ..... H01R 13/6275  
439/357  
D789,298 S \* 6/2017 Dobler ..... D13/133  
D817,893 S \* 5/2018 Temblador ..... D13/154  
D818,440 S \* 5/2018 Temblador ..... D13/155  
2015/0044898 A1 2/2015 Dobler  
2016/0085031 A1 3/2016 Dobler

**FOREIGN PATENT DOCUMENTS**

DE 102013008264 11/2014  
DE 102013008266 11/2014  
EM 001371843-0001 5/2013  
EM 001371843-0002 5/2013  
EM 001371843-0003 5/2013  
EM 001371843-0004 5/2013  
EM 001371843-0005 5/2013  
EM 001371843-0006 5/2013  
EM 001371843-0007 5/2013  
EM 001371843-0008 5/2013

(Continued)

**OTHER PUBLICATIONS**

Neutrik NCFAH2-DA, dated Sep. 11, 2017, [online], [site visited Jul. 5, 2018]. Available from Internet, <URL: <http://www.neutrik.com/en/xlr/nc3fah2-da>> (Year: 2017).\*

(Continued)

*Primary Examiner* — Angela J Lee

*Assistant Examiner* — Shawn T Gingrich

(74) *Attorney, Agent, or Firm* — Volpe and Koenig, P.C.

(57)

**CLAIM**

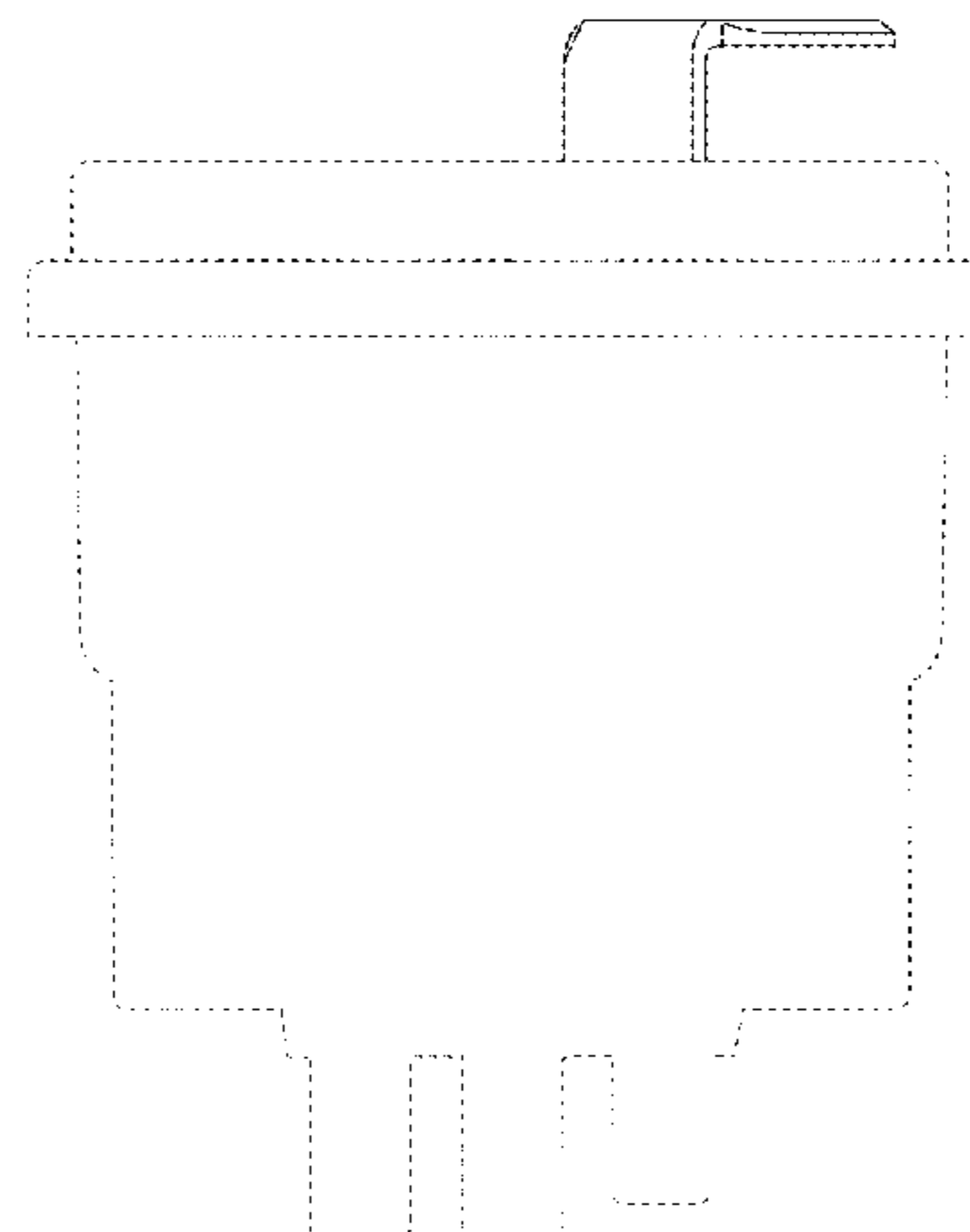
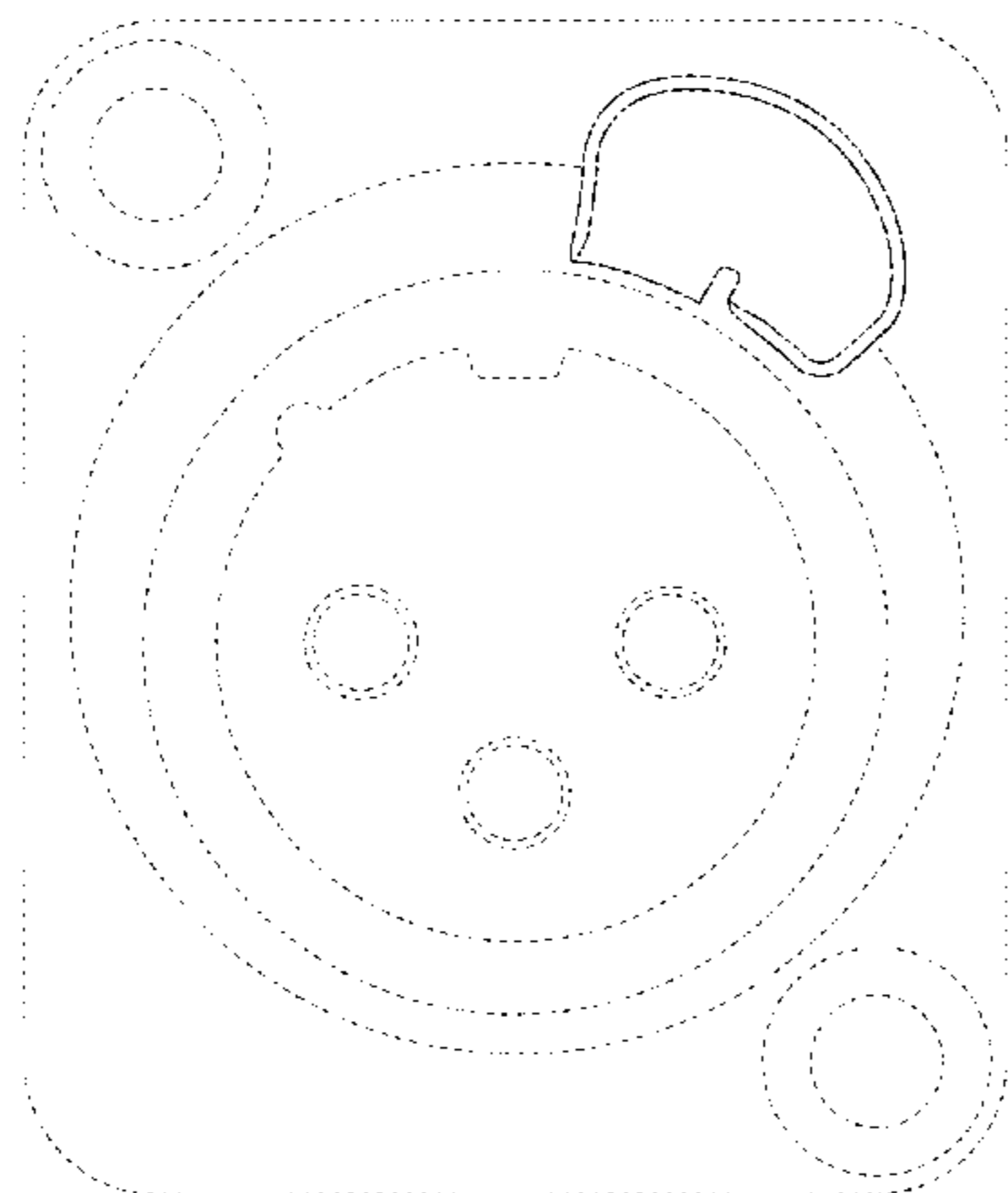
The ornamental design for a connector assembly, as shown and described.

**DESCRIPTION**

FIG. 1 is a top plan view of the connector assembly in accordance with my new design;  
FIG. 2 is a bottom plan view thereof;  
FIG. 3 is a front elevational view thereof;  
FIG. 4 is a left side elevational view thereof;  
FIG. 5 is a rear elevational view thereof;  
FIG. 6 is a right side elevational view thereof; and,  
FIG. 7 is a perspective view thereof.

The broken lines in the drawings of the connector assembly illustrate environmental structure that form no part of the claimed design.

**1 Claim, 7 Drawing Sheets**



(56)

**References Cited**

## FOREIGN PATENT DOCUMENTS

EM	001371843-0009	5/2013
EM	001371843-0010	5/2013
EM	001386684-0001	10/2013
EM	001386684-0002	10/2013
EM	001386684-0003	10/2013
EM	001386684-0004	10/2013
EM	001386684-0005	10/2013
EM	001386684-0006	10/2013
EM	001386684-0007	10/2013
EM	001386684-0008	10/2013
EM	001386684-0009	10/2013
EM	001386684-0010	10/2013
EM	001386684-0011	10/2013
EM	001386684-0012	10/2013
EM	001386684-0013	10/2013
EM	001386684-0014	10/2013
EM	001386684-0015	10/2013

## OTHER PUBLICATIONS

Futurlec 4 Pin XLR, dated Jul. 20, 2005, [online], [site visited Jul. 5, 2018]. Available from Internet, <URL: <http://www.futurlec.com/Plugs-XLR.shtml>> (Year: 2005).\*

XLR Audio Connectors, dated Jul. 5, 2017, [online], [site visited Jul. 5, 2018]. Available from Internet, <URL: <http://www.cliffuk.co.uk/products/xlr/airtight.htm>> (Year: 2017).\*

Neutrik Product Guide 2014/15, pp. 27 to 29, 32, 33, 34, 96, 97, 99, 146, published on Feb. 20, 2014.

\* cited by examiner




Fig. 1




Fig. 2




Fig. 3

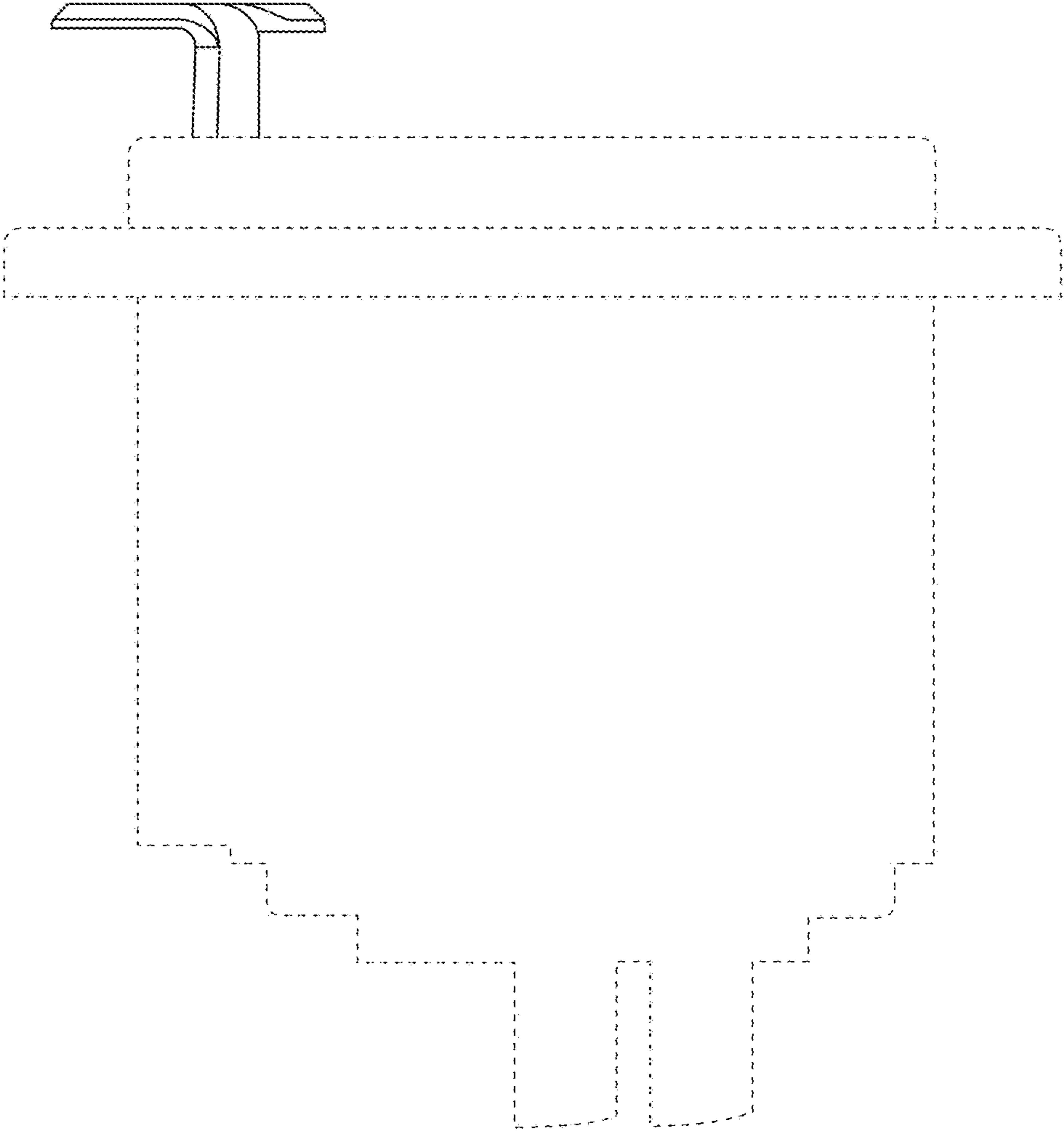


Fig. 4




Fig. 5

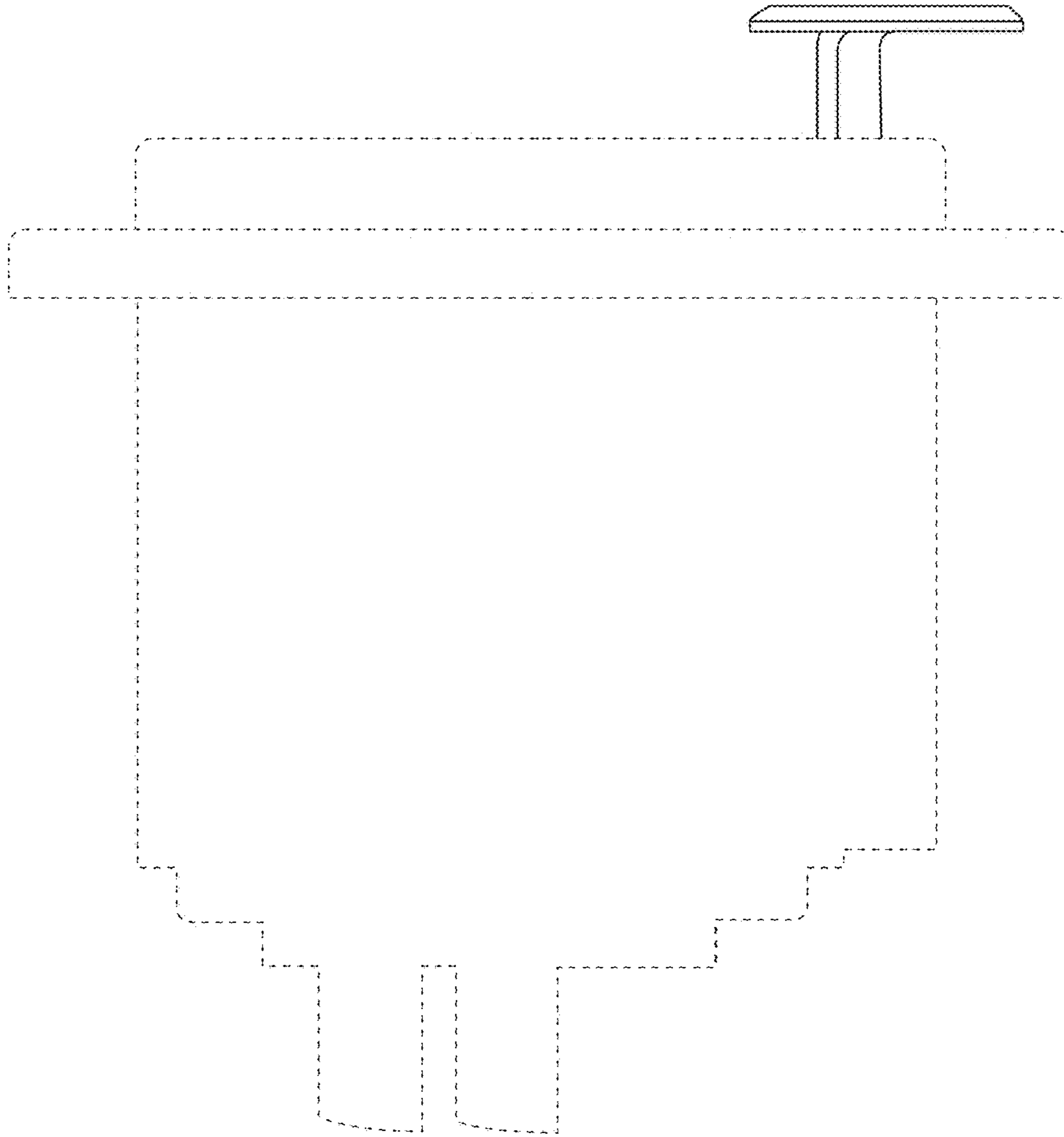


Fig. 6



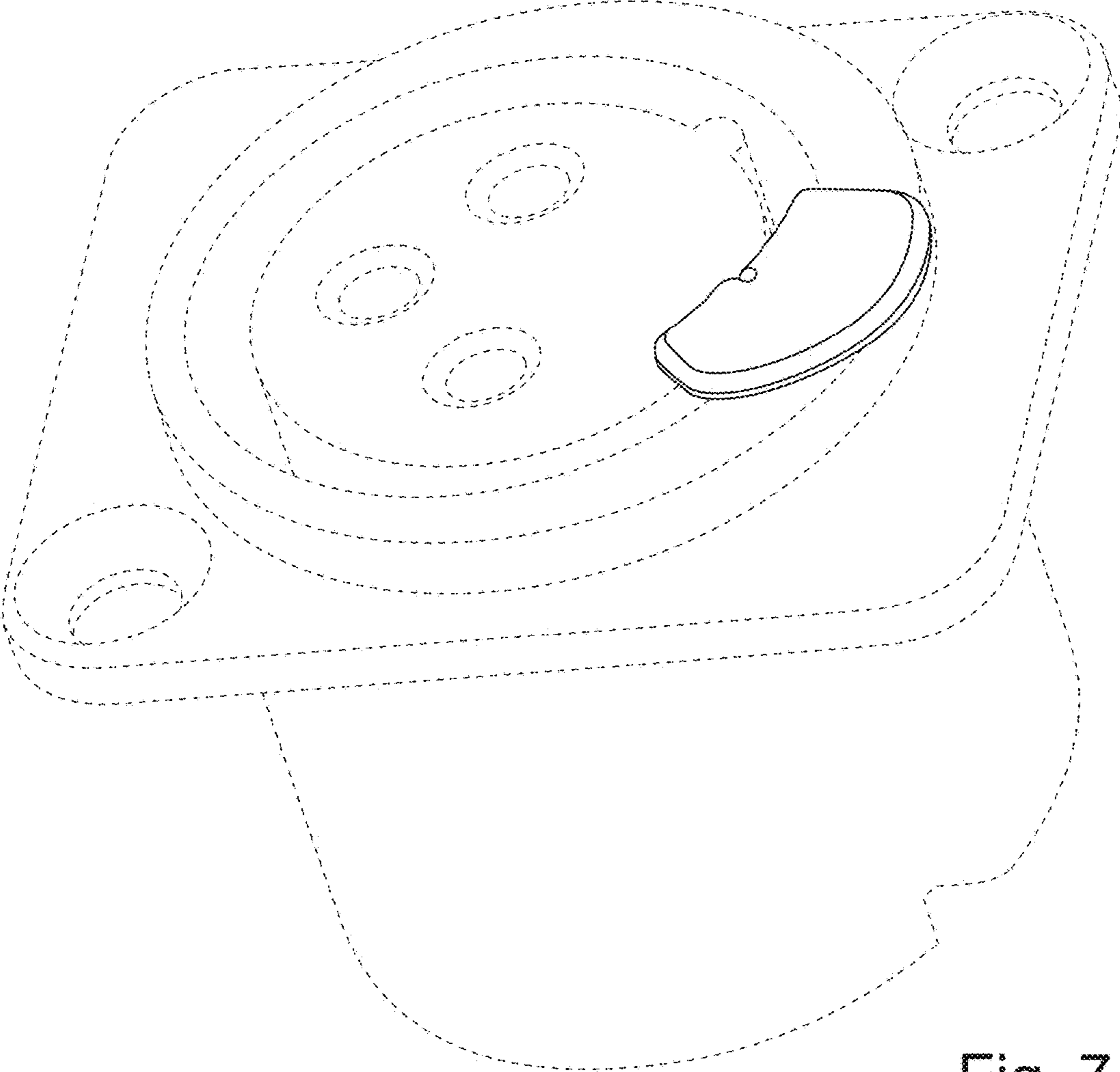


Fig. 7