



US00D852721S

(12) **United States Design Patent**  
**Cummings**

(10) **Patent No.:** **US D852,721 S**

(45) **Date of Patent:** **\*\* Jul. 2, 2019**

(54) **AIRCRAFT**

(71) Applicant: **Darold B Cummings**, Coeur D'Alene, ID (US)

(72) Inventor: **Darold B Cummings**, Coeur D'Alene, ID (US)

(\*\*) Term: **15 Years**

(21) Appl. No.: **29/635,213**

(22) Filed: **Jan. 29, 2018**

(51) **LOC (11) Cl.** ..... **12-07**

(52) **U.S. Cl.**  
USPC ..... **D12/343**

(58) **Field of Classification Search**  
USPC ..... D12/16.1, 319-345; D21/436, 438, 441, D21/442, 443, 444, 447, 448, 449, 450, D21/451, 452, 454  
CPC ... B64C 29/00; B64C 2201/141; B64C 27/24; B64C 27/30; B64C 39/04; B64C 29/0033; B64C 29/0025  
See application file for complete search history.

(56) **References Cited**

**U.S. PATENT DOCUMENTS**

D206,035 S *	10/1966	Steiner	.....	D12/340
D232,926 S *	9/1974	Rellis	.....	D12/337
D232,927 S *	9/1974	Blattner	.....	244/207
D258,647 S *	3/1981	Brown, Jr.	.....	D12/337
D258,648 S *	3/1981	Martin	.....	D12/337
D259,411 S *	6/1981	Miller	.....	D12/341
4,379,533 A *	4/1983	Caldwell	.....	B64C 39/02
				244/118.1
5,350,135 A *	9/1994	Renzelmann	.....	B64C 3/56
				244/49
D358,576 S *	5/1995	Sutter	.....	D12/337
D358,577 S *	5/1995	Sutter	.....	D12/337
D369,776 S *	5/1996	Kraft	.....	D12/339
D370,456 S *	6/1996	Buchsel	.....	D12/319

D397,989 S *	9/1998	Al-Sabah	.....	D12/319
D494,530 S *	8/2004	Fraser	.....	D12/319
D494,531 S *	8/2004	Fraser	.....	D12/319
D495,988 S *	9/2004	Beaunis	.....	D12/319
D530,658 S *	10/2006	Vigneron	.....	D12/319
D531,954 S *	11/2006	Eakins	.....	D12/319
D566,031 S *	4/2008	Beaunis	.....	D12/319
D598,361 S *	8/2009	Beaunis	.....	D12/343
D608,720 S *	1/2010	Saint-Jalmes	.....	B64D 27/14
				D12/319
D612,792 S *	3/2010	Guering	.....	D12/343
D617,724 S *	6/2010	Saint-Jalmes	.....	D12/343
D619,076 S *	7/2010	Guering	.....	D12/343
D624,480 S *	9/2010	Guering	.....	D12/343
D630,996 S *	1/2011	Gall	.....	D12/319
7,905,449 B2 *	3/2011	Cazals	.....	B64C 5/06
				244/53 R
D691,547 S *	10/2013	Hall	.....	D12/319
D733,029 S *	6/2015	Dutertre	.....	D12/319
D735,633 S *	8/2015	Viala	.....	D12/319
D755,702 S *	5/2016	Hall	.....	D12/343

(Continued)

*Primary Examiner* — Marissa J Cash

(74) *Attorney, Agent, or Firm* — Morland C. Fischer

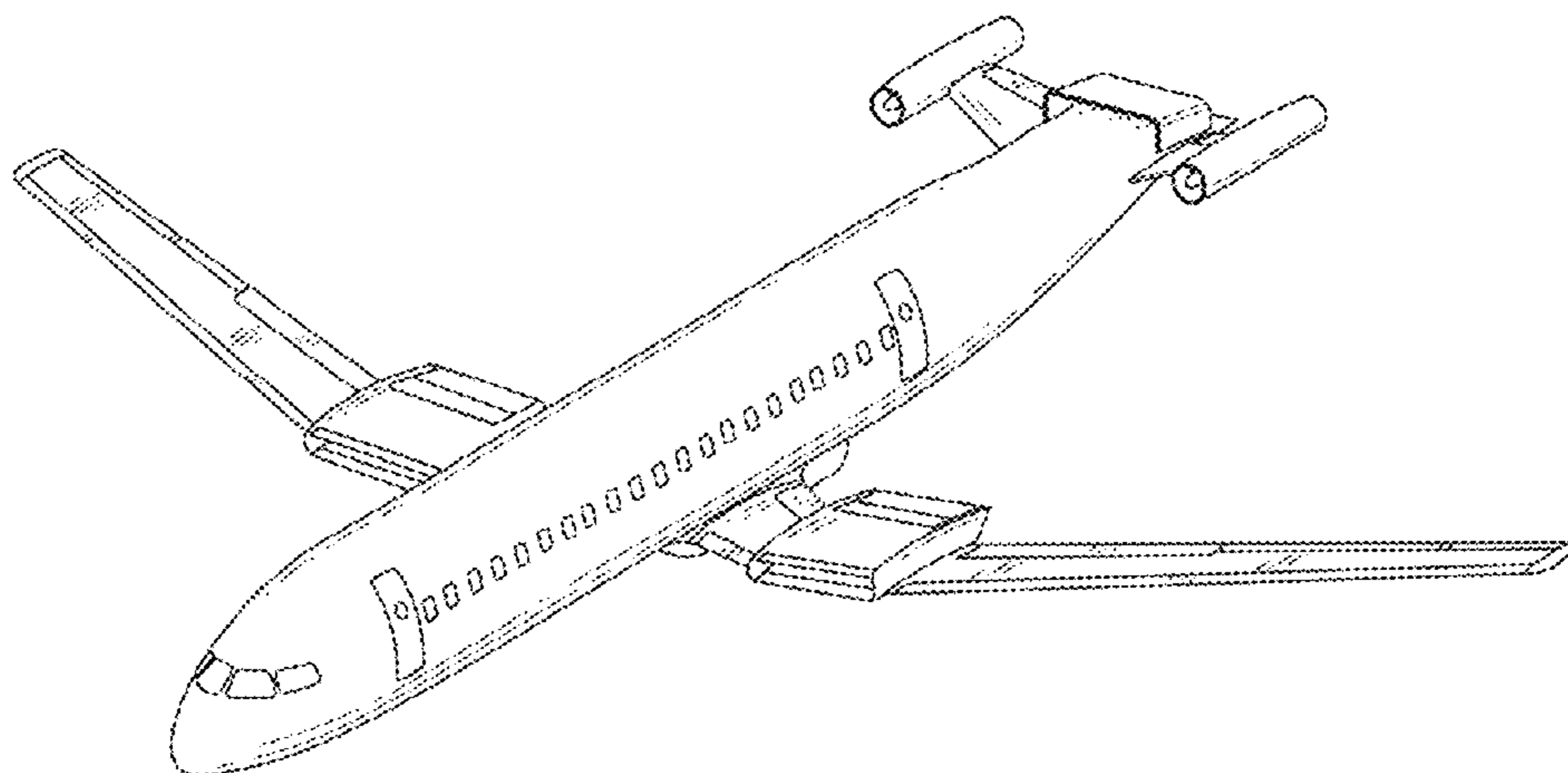
(57) **CLAIM**

The ornamental design for an aircraft, as shown and described.

**DESCRIPTION**

FIG. 1 is a perspective view showing the top, left side and front of an aircraft which forms my new design;  
FIG. 2 is a top plan view thereof;  
FIG. 3 is a left side elevational view thereof;  
FIG. 4 is a right side elevational view thereof;  
FIG. 5 is a bottom plan view thereof;  
FIG. 6 is a front elevational view thereof; and,  
FIG. 7 is a rear elevational view thereof.  
The broken lines in the drawings illustrate portions of the aircraft that form no part of the claimed design.

**1 Claim, 4 Drawing Sheets**



(56)

**References Cited**

U.S. PATENT DOCUMENTS

D760,637 S \* 7/2016 Cummings ..... D12/343  
D762,157 S \* 7/2016 Faure ..... D12/342  
D762,548 S \* 8/2016 Faure ..... D12/342  
RE46,320 E \* 2/2017 Fujino ..... D12/319  
D778,803 S \* 2/2017 Faure ..... D12/319  
D784,903 S \* 4/2017 Adams ..... D12/343  
D792,832 S \* 7/2017 Chung ..... D12/343  
D797,641 S 9/2017 Cummings  
D809,993 S \* 2/2018 Tsukii ..... D12/343  
D829,633 S \* 10/2018 Cummings ..... D12/337  
2010/0276545 A1 \* 11/2010 Chavagnac ..... B64D 27/023  
244/158.9  
2012/0138736 A1 \* 6/2012 Cazals ..... B64C 1/068  
244/54  
2012/0160968 A1 \* 6/2012 Barmichev ..... B64C 1/00  
244/45 R  
2015/0175260 A1 \* 6/2015 Hesselbarth ..... B64C 29/0033  
244/7 A

\* cited by examiner

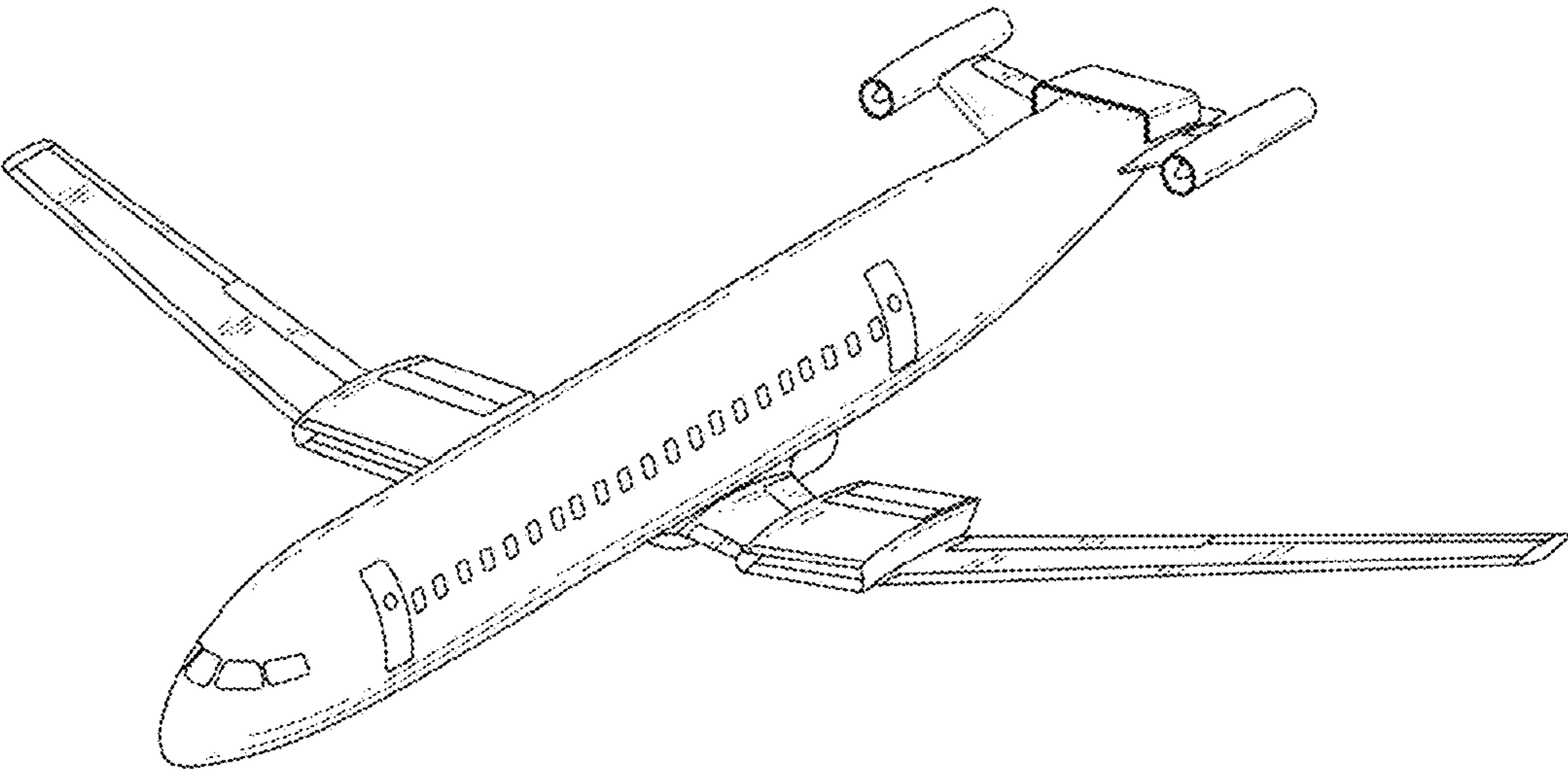


FIG. 1

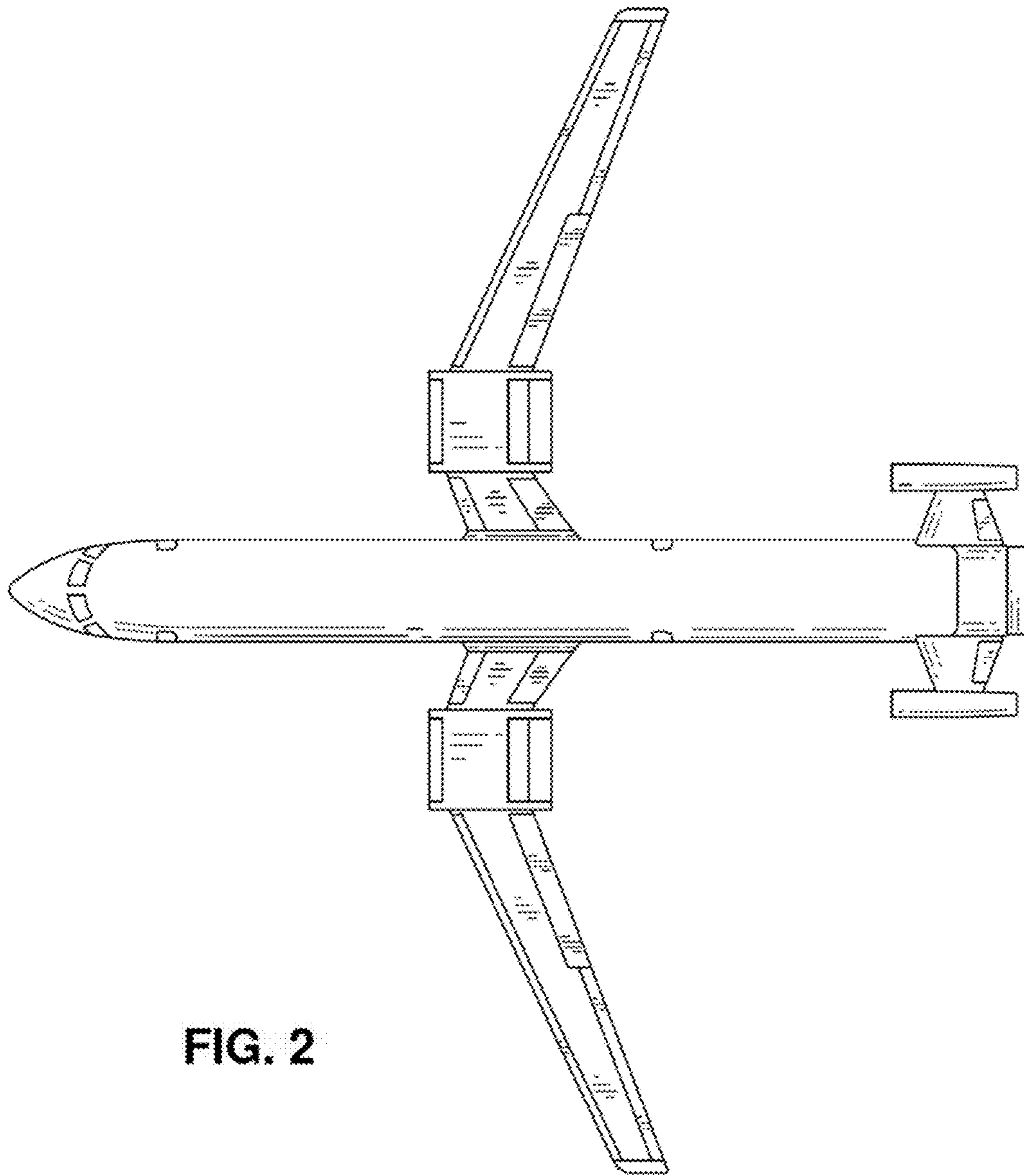


FIG. 2




FIG. 3

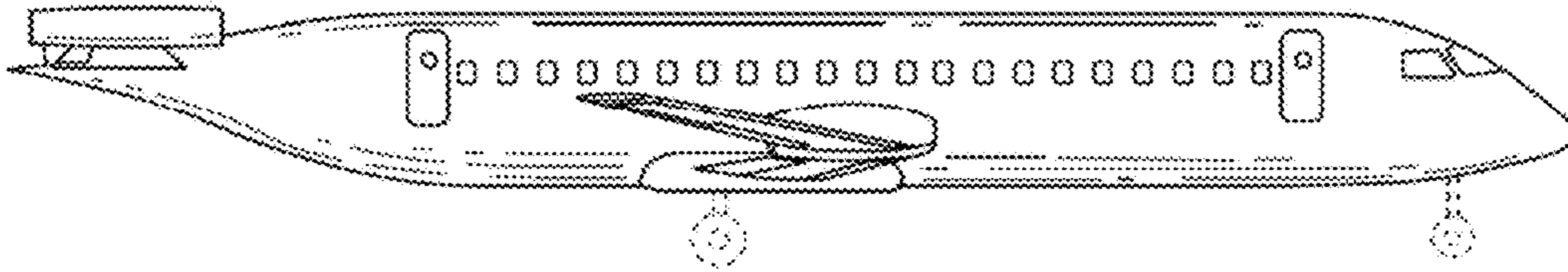


FIG. 4

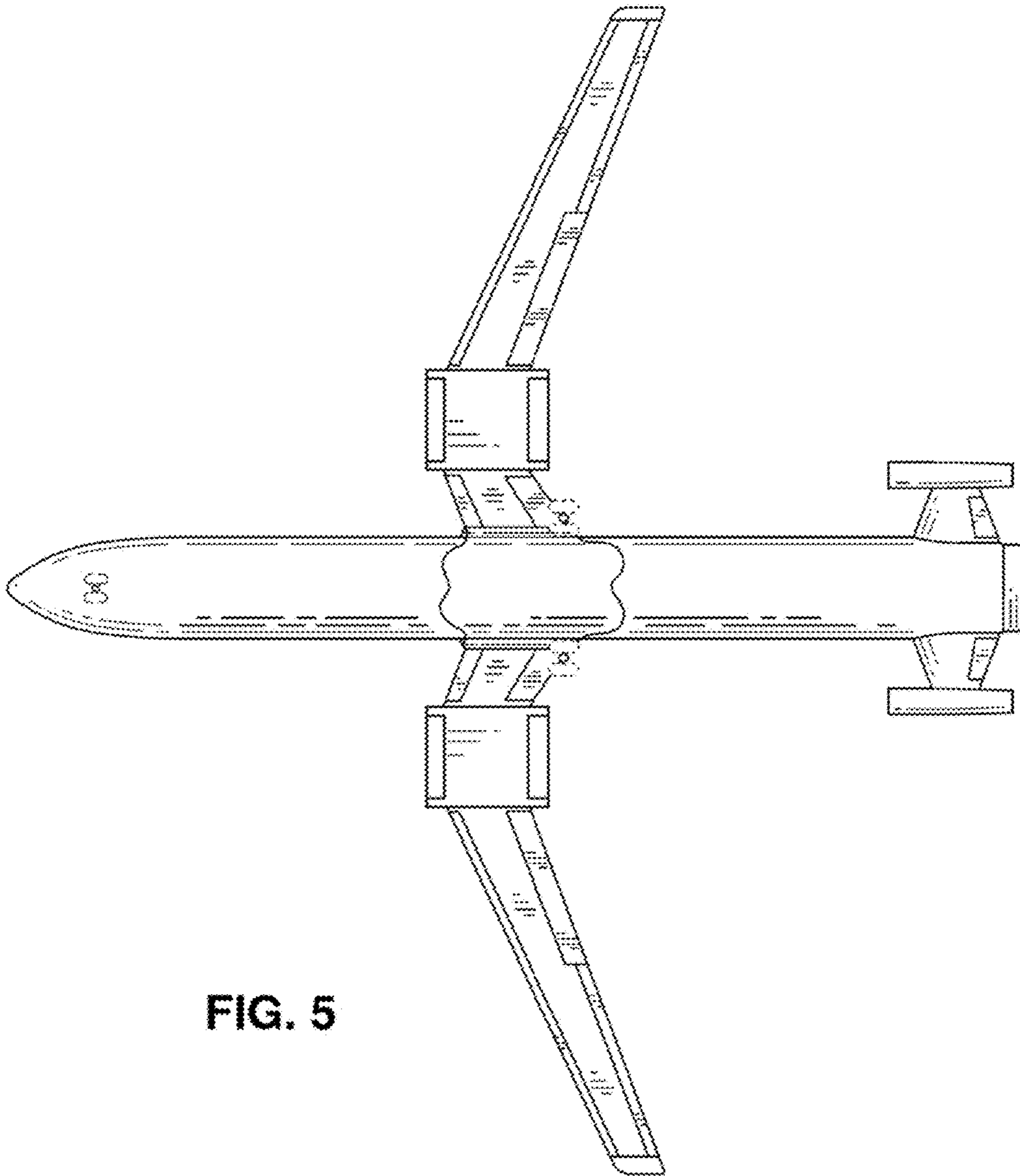


FIG. 5

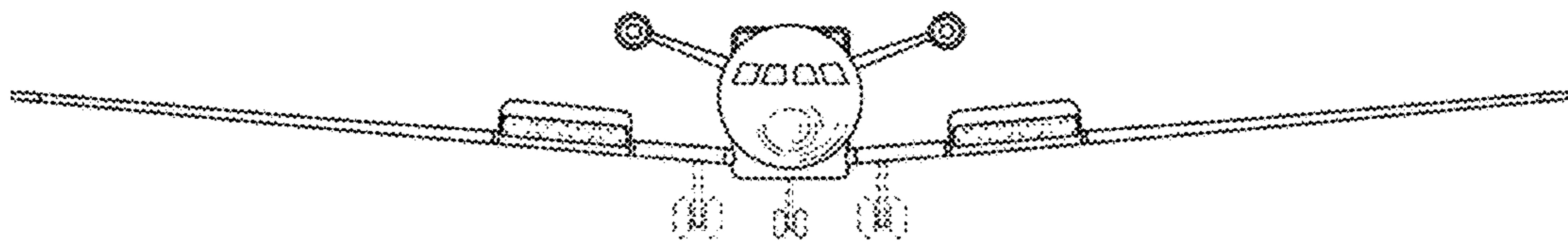


FIG. 6

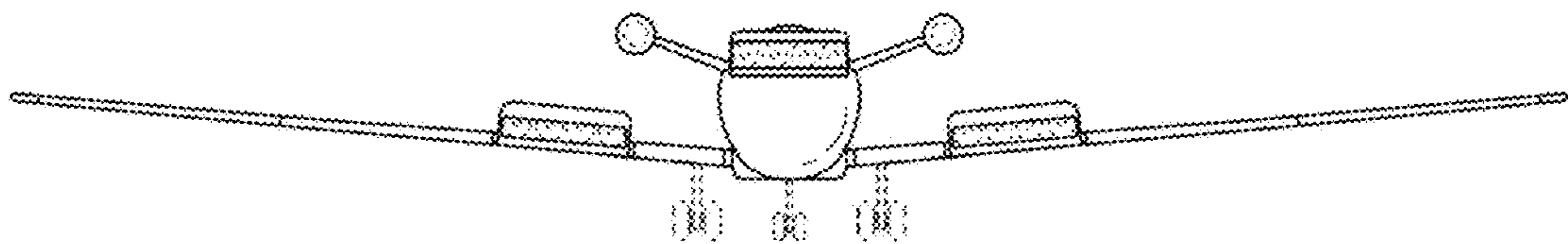


FIG. 7