



US00D852713S

(12) **United States Design Patent**
Khachatryan

(10) **Patent No.:** **US D852,713 S**
(45) **Date of Patent:** **** Jul. 2, 2019**

(54) **VEHICLE WHEEL, TOY VEHICLE WHEEL,
AND/OR REPLICAS THEREOF**

(71) Applicant: **Bayerische Motoren Werke
Aktiengesellschaft, Munich (DE)**

(72) Inventor: **David Khachatryan, Munich (DE)**

(73) Assignee: **Bayerische Motoren Werke
Aktiengesellschaft, Munich (DE)**

(**) Term: **15 Years**

(21) Appl. No.: **29/639,824**

(22) Filed: **Mar. 9, 2018**

(30) **Foreign Application Priority Data**

Sep. 15, 2017 (DE) 40 2017 101 038

(51) **LOC (11) Cl.** **12-16**

(52) **U.S. Cl.**
USPC **D12/211**

(58) **Field of Classification Search**
USPC D12/204–213; D21/533, 561, 563
CPC B60B 7/00; B60B 7/02; B60B 7/04; B60B
7/06; B60B 3/02; B60B 3/04; B60B 3/06;
B60B 3/10; B60B 1/00; B60B 1/08;
B60B 1/10; B60B 1/12

See application file for complete search history.

(56) **References Cited**

U.S. PATENT DOCUMENTS

D567,167 S 4/2008 Forster
D583,740 S 12/2008 Frizzi
D591,661 S 5/2009 Baum
D596,551 S * 7/2009 Futschik D12/211
D603,318 S 11/2009 Luciani et al.
D668,197 S * 10/2012 Gotschke D12/211

D669,833 S 10/2012 Pollmann
D724,516 S * 3/2015 Di Buduo D12/211
D727,828 S 4/2015 Amezqueta
D753,044 S 4/2016 Mielke et al.
D760,636 S * 7/2016 Kolb D12/211
D777,075 S * 1/2017 Rueckheim D12/211
D780,660 S * 3/2017 Giolito D12/211
D781,202 S * 3/2017 Mahoney D12/211
D787,415 S 5/2017 Juergens et al.
D788,681 S * 6/2017 Juergens D12/211
D790,429 S * 6/2017 Juergens D12/211
D791,039 S 7/2017 Rueckheim
D799,396 S * 10/2017 Song D12/211

(Continued)

FOREIGN PATENT DOCUMENTS

EM 000735758-0006 7/2007
EM 000735758-0007 7/2007
EM 000923388-0001 5/2008

(Continued)

Primary Examiner — Sheryl Lane

Assistant Examiner — Calvin E Vansant

(74) *Attorney, Agent, or Firm* — Crowell & Moring LLP



(57) **CLAIM**

The ornamental design for a vehicle wheel, toy vehicle wheel, and/or replicas thereof, as shown and described.

DESCRIPTION

FIG. 1 is a perspective view of a vehicle wheel, toy vehicle wheel, and/or replicas thereof according to the design; FIG. 2 is an additional perspective view thereof; FIG. 3 is an additional perspective view thereof; FIG. 4 is a front view thereof; FIG. 5 is a rear view thereof; and, FIG. 6 is a side view thereof. FIG. 5 is shown in low-contrast rendering to depict environmental subject matter and forms no part of the claim.

1 Claim, 6 Drawing Sheets



(56)

References Cited

U.S. PATENT DOCUMENTS

D824,311 S * 7/2018 Krause D12/209
D826,127 S * 8/2018 Juergens D12/209

FOREIGN PATENT DOCUMENTS

EM 001099592-0003 11/2009
EM 001867169-0002 6/2013
EM 002016113-0001 9/2013
EM 002205740-0003 3/2015
WO WO DM/049334 12/1999

* cited by examiner



Fig. 1



Fig. 2



Fig. 3




Fig. 4




Fig. 5




Fig. 6