



US00D852709S

(12) **United States Design Patent**
Khachatryan

(10) **Patent No.:** **US D852,709 S**
(45) **Date of Patent:** **** Jul. 2, 2019**

(54) **VEHICLE WHEEL, TOY VEHICLE WHEEL,
AND/OR REPLICAS THEREOF**

(71) Applicant: **Bayerische Motoren Werke
Aktiengesellschaft, Munich (DE)**

(72) Inventor: **David Khachatryan, Munich (DE)**

(73) Assignee: **Bayerische Motoren Werke
Aktiengesellschaft, Munich (DE)**

(**) Term: **15 Years**

(21) Appl. No.: **29/632,365**

(22) Filed: **Jan. 8, 2018**

(30) **Foreign Application Priority Data**

Jul. 17, 2017 (DE) 40 2017 100 829

(51) **LOC (11) Cl.** **12-16**

(52) **U.S. Cl.**
USPC **D12/211**

(58) **Field of Classification Search**
USPC D12/204–213; D21/533, 561, 563
CPC B60B 7/00; B60B 7/02; B60B 7/04; B60B
7/06; B60B 3/02; B60B 3/04; B60B 3/06;
B60B 3/10; B60B 1/00; B60B 1/08;
B60B 1/10; B60B 1/12

See application file for complete search history.

(56) **References Cited**

U.S. PATENT DOCUMENTS

D451,067 S 11/2001 Frizzi
D593,022 S 5/2009 Forster et al.
D620,870 S 8/2010 Powell
D656,877 S * 4/2012 Ikeda D12/209
D671,480 S 11/2012 Cepkova
D683,685 S 6/2013 Pollmann

D729,139 S * 5/2015 Mielke D12/211
D734,238 S * 7/2015 Baum D12/211
D740,194 S * 10/2015 Valencia Pollex D12/209
D777,075 S * 1/2017 Rueckheim D12/211
D788,004 S 5/2017 Mielke
D788,681 S * 6/2017 Juergens D12/211
D794,530 S * 8/2017 Langhals D12/211
D801,904 S 11/2017 Groth
D819,538 S * 6/2018 Badstuebner D12/211
D826,828 S * 8/2018 Wheel D12/211
D837,719 S * 1/2019 Kraljevic D12/211

FOREIGN PATENT DOCUMENTS

EM 000976881-0001 10/2008
EM 001636978-0081 11/2010
EM 002016113-0018 9/2013
EM 002016113-0020 9/2013
WO WO DM/053038 11/2000

* cited by examiner

Primary Examiner — Sheryl Lane

Assistant Examiner — Calvin E Vansant

(74) *Attorney, Agent, or Firm* — Crowell & Moring LLP

(57) **CLAIM**

The ornamental design for a vehicle wheel, toy vehicle wheel, and/or replicas thereof, as shown and described.

DESCRIPTION

FIG. 1 is a perspective view of a vehicle wheel, toy vehicle wheel, and/or replicas thereof according to the design;
FIG. 2 is an additional perspective view thereof;
FIG. 3 is an additional perspective view thereof;
FIG. 4 is a front view thereof;
FIG. 5 is a rear view thereof; and,
FIG. 6 is a side view thereof.
FIG. 5 is shown in low-contrast rendering to depict environmental subject matter and forms no part of the claim.

1 Claim, 6 Drawing Sheets






Fig. 1



Fig. 2



Fig. 3



Fig. 4




Fig. 5




Fig. 6