



US00D852703S

(12) **United States Design Patent**
De Jung

(10) **Patent No.:** **US D852,703 S**
(45) **Date of Patent:** **** Jul. 2, 2019**

(54) **VEHICLE WHEEL, TOY VEHICLE WHEEL,
AND/OR REPLICAS THEREOF**

(71) Applicant: **Bayerische Motoren Werke
Aktiengesellschaft, Munich (DE)**

(72) Inventor: **Michael Joseph De Jung, Sebastopol,
CA (US)**

(73) Assignee: **Bayerische Motoren Werke
Aktiengesellschaft, Munich (DE)**

(**) Term: **15 Years**

(21) Appl. No.: **29/641,415**

(22) Filed: **Mar. 22, 2018**

(30) **Foreign Application Priority Data**

Sep. 25, 2017 (DE) 40 2017 101 070

(51) **LOC (11) Cl.** **12-16**

(52) **U.S. Cl.**
USPC **D12/209**

(58) **Field of Classification Search**
USPC D12/204–213
CPC B60B 7/00; B60B 7/02; B60B 7/04; B60B
7/01; B60B 70/06; B60B 3/02; B60B
3/04; B60B 3/06; B60B 3/10; B60R 1/00;
B60R 1/08; B60R 1/10; B60R 1/12;
B60R 13/04

See application file for complete search history.

(56) **References Cited**

U.S. PATENT DOCUMENTS

D421,953 S * 3/2000 Sims D12/211
D447,107 S * 8/2001 Kuribayashi D12/211
D516,988 S 3/2006 Laengerer
D526,947 S * 8/2006 Kim D12/209
D527,333 S 8/2006 Blasi

D578,053 S * 10/2008 Neeper D12/211
D593,922 S 6/2009 Blasi
D597,918 S 8/2009 Juergens et al.
D614,107 S 4/2010 Juergens et al.
D622,649 S * 8/2010 Weil D12/209
D658,560 S * 5/2012 Thurner D12/209
D669,010 S * 10/2012 Nakano D12/211
D688,185 S * 8/2013 Baum D12/209
D697,016 S * 1/2014 Gonser D12/211
D704,119 S * 5/2014 Platto D12/209
D705,153 S * 5/2014 Hall D12/209
D715,723 S * 10/2014 Gotschke D12/204
D718,207 S * 11/2014 Grake D12/211
D720,275 S 12/2014 Szavits
D733,633 S * 7/2015 Gardavsky D12/211
D748,559 S * 2/2016 Zhao D12/211

(Continued)

FOREIGN PATENT DOCUMENTS

EM 000226436-0001 11/2004
EM 000255609-0003 2/2005

(Continued)

Primary Examiner — Stacia A Cadmus

(74) *Attorney, Agent, or Firm* — Crowell & Moring LLP



(57) **CLAIM**

The ornamental design for a vehicle wheel, toy vehicle wheel, and/or replicas thereof, as shown and described.

DESCRIPTION

FIG. 1 is a perspective view of a vehicle wheel, toy vehicle wheel, and/or replicas thereof according to the design; FIG. 2 is an additional perspective view thereof; FIG. 3 is an additional perspective view thereof; FIG. 4 is a front view thereof; FIG. 5 is a rear view thereof in a lighter gray scale, representing environmental features that form no part of the claimed design; and, FIG. 6 is a side view thereof.

1 Claim, 6 Drawing Sheets



(56)

References Cited

U.S. PATENT DOCUMENTS

D768,048 S	*	10/2016	Johnson	D12/211
D769,784 S	*	10/2016	Bazinski	D12/209
D794,530 S	*	8/2017	Langhals	D12/211
D797,637 S	*	9/2017	Wolff	D12/211
D820,761 S	*	6/2018	Badstuebner	D12/211
D824,832 S	*	8/2018	Oh	D12/209

FOREIGN PATENT DOCUMENTS

EM	000422795-0003	12/2005
EM	000997572-0007	10/2008
EM	000997572-0008	10/2008
EM	001598277-0008	1/2010
WO	WO DM/029706	7/1994

* cited by examiner




Fig. 1



Fig. 2



Fig. 3




Fig. 4




Fig. 5




Fig. 6