



US00D852702S

(12) **United States Design Patent**
Waldron

(10) **Patent No.:** **US D852,702 S**
(45) **Date of Patent:** **** Jul. 2, 2019**

(54) **VEHICLE WHEEL, TOY VEHICLE WHEEL,
AND/OR REPLICAS THEREOF**

(71) Applicant: **Bayerische Motoren Werke
Aktiengesellschaft, Munich (DE)**

(72) Inventor: **Michael Dominic Waldron, West Hills,
CA (US)**

(73) Assignee: **Bayerische Motoren Werke
Aktiengesellschaft, Munich (DE)**

(**) Term: **15 Years**

(21) Appl. No.: **29/635,617**

(22) Filed: **Feb. 1, 2018**

(30) **Foreign Application Priority Data**

Aug. 10, 2017 (DE) 40 2017 100 899

(51) **LOC (11) Cl.** **12-16**

(52) **U.S. Cl.**
USPC **D12/209**

(58) **Field of Classification Search**
USPC D12/204–213; D21/533, 561, 563
CPC B60B 7/00; B60B 7/02; B60B 7/04; B60B
7/06; B60B 3/02; B60B 3/04; B60B 3/06;
B60B 3/10; B60B 1/00; B60B 1/08;
B60B 1/10; B60B 1/12

See application file for complete search history.

(56) **References Cited**

U.S. PATENT DOCUMENTS

D472,865 S 4/2003 Wechner
D499,686 S * 12/2004 Song D12/211
D538,216 S 3/2007 Sycha
D628,136 S * 11/2010 Leclercq D12/211
D630,564 S 1/2011 Baum

D655,661 S 3/2012 Truebsbach
D658,107 S 4/2012 Pollmann et al.
D686,964 S * 7/2013 Baum D12/211
D697,009 S 1/2014 Pollmann
D729,139 S * 5/2015 Mielke D12/211
D731,388 S * 6/2015 Gotschke D12/211
D751,488 S * 3/2016 Zhao D12/211
D784,894 S 4/2017 Gardavsky
D788,681 S * 6/2017 Juergens D12/211
D794,530 S * 8/2017 Langhals D12/211

FOREIGN PATENT DOCUMENTS

EM 000577945-0002 9/2006
EM 001636978-0008 11/2010
EM 001714668-0002 1/2011
EM 001804675-0008 11/2011
EM 001908807-0006 9/2013
WO WO DM/054296 2/2001

* cited by examiner

Primary Examiner — Sheryl Lane

Assistant Examiner — Calvin E Vansant

(74) *Attorney, Agent, or Firm* — Crowell & Moring LLP

(57) **CLAIM**

The ornamental design for a vehicle wheel, toy vehicle wheel, and/or replicas thereof, as shown and described.

DESCRIPTION

FIG. 1 is a perspective view of a vehicle wheel, toy vehicle wheel, and/or replicas thereof according to the design; FIG. 2 is an additional perspective view thereof; FIG. 3 is an additional perspective view thereof; FIG. 4 is a front view thereof; FIG. 5 is a rear view thereof; and, FIG. 6 is a side view thereof. FIG. 5 is shown in low-contrast rendering to depict environmental subject matter and forms no part of the claim.

1 Claim, 6 Drawing Sheets

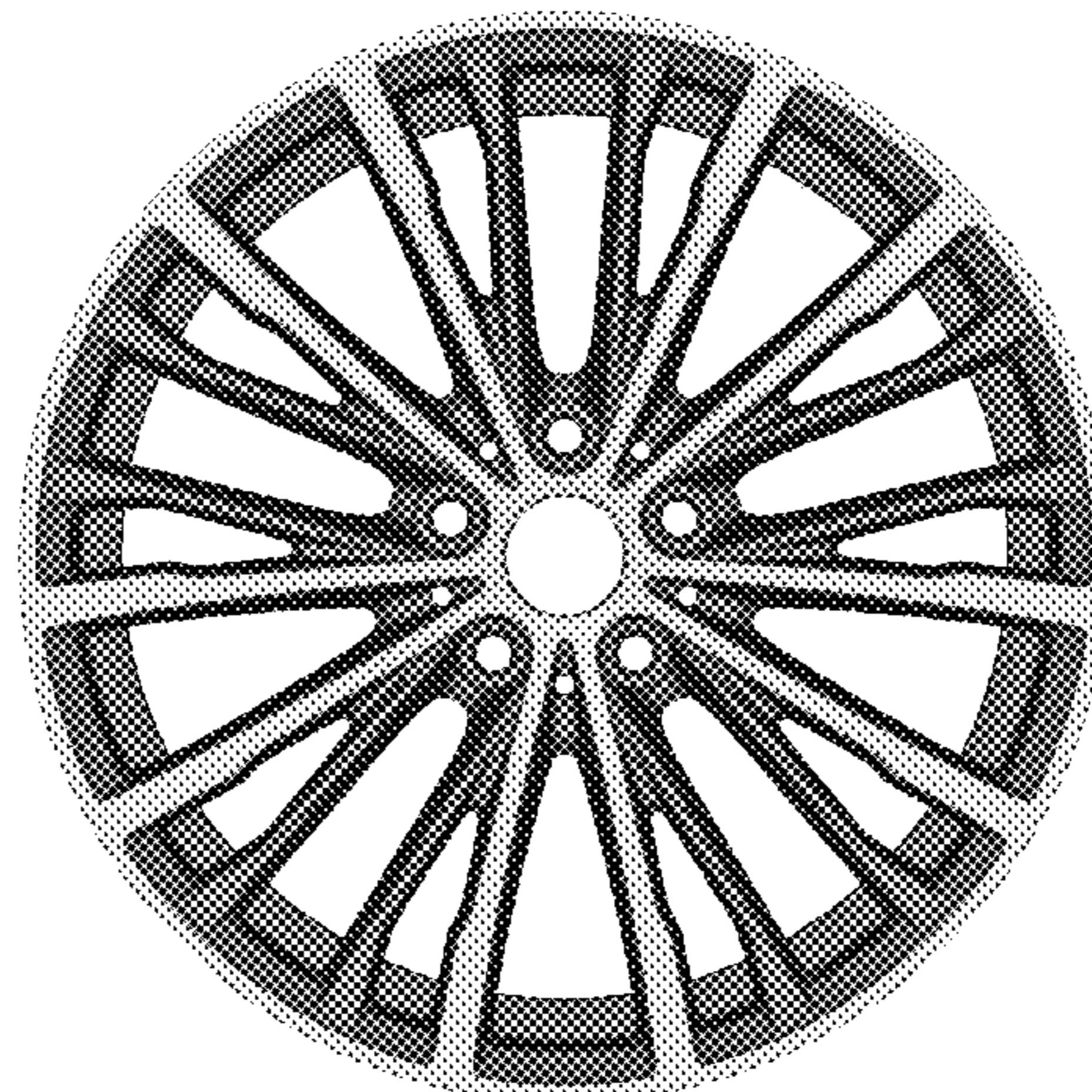





Fig. 1



Fig. 2



Fig. 3



Fig. 4




Fig. 5




Fig. 6