



US00D852686S

(12) **United States Design Patent** (10) **Patent No.:** **US D852,686 S**
Smith (45) **Date of Patent:** **** Jul. 2, 2019**

(54) **VEHICLE GRILLE**

OTHER PUBLICATIONS

(71) Applicant: **Jaguar Land Rover Limited**, Whitley, Coventry (GB)

<https://www.jaguar.com/about-jaguar/special-vehicle-operations/project-8.html> Sep. 3, 2017 (Year: 2017).*

(72) Inventor: **Luke Smith**, Coventry (GB)

(Continued)

(73) Assignee: **Jaguar Land Rover Limited**, Whitley, Coventry (GB)

Primary Examiner — Leanne Was-Englehart

(74) *Attorney, Agent, or Firm* — Wood Herron & Evans LLP

(**) Term: **15 Years**

(21) Appl. No.: **29/626,863**

(57) **CLAIM**

The ornamental design for a vehicle grille, as shown and described.

(22) Filed: **Nov. 21, 2017**

(30) **Foreign Application Priority Data**

DESCRIPTION

May 24, 2017 (EM) 004016863

(51) **LOC (11) Cl.** **12-16**

(52) **U.S. Cl.**
USPC **D12/163**

(58) **Field of Classification Search**
USPC D12/86, 90-92, 98, 163, 169, 196, 216
CPC .. B60R 19/52; B60R 2019/525; B60K 11/085
See application file for complete search history.

FIG. 1 is a front right perspective view of a vehicle grille according to the present invention.

FIG. 2 is a front left perspective view of the vehicle grille of FIG. 1.

FIG. 3 is a rear left perspective view thereof.

FIG. 4 is a rear right perspective view thereof.

FIG. 5 is a front view thereof.

FIG. 6 is a rear view thereof.

FIG. 7 is a left side view thereof.

FIG. 8 is a right side view thereof.

FIG. 9 is a top view thereof.

FIG. 10 is a bottom view thereof; and,

FIG. 11 is a front right perspective view of a vehicle grille, as shown in FIGS. 1-10, with the rest of the vehicle shown in de-emphasized and half-tone portions to illustrate environmental structure for the vehicle.

More particularly, in FIG. 11, the vehicle grille is shown within the broken line, and the elements shown outside the broken line form no part of the invention but instead represent environmental aspects thereof.

The broken line circle in FIGS. 1, 2, 5 & 11, depicting a badge element, forms no part of the claimed design.


(56) **References Cited**

U.S. PATENT DOCUMENTS

D539,194 S *	3/2007	Moses	D12/163
D551,145 S *	9/2007	Canitano	D12/196
7,290,809 B2 *	11/2007	Filip	B60R 19/52 180/68.6
D719,878 S *	12/2014	Webber	D12/92
D725,007 S *	3/2015	Beaven	D12/164
D731,922 S *	6/2015	Beaven	D12/91
D741,226 S *	10/2015	Callum	D12/92
D744,902 S *	12/2015	Callum	D12/92
D777,065 S *	1/2017	Patel	D12/163
D779,396 S *	2/2017	Patel	D12/169
D784,215 S *	4/2017	Peat	D12/169

(Continued)

1 Claim, 10 Drawing Sheets



(56)

References Cited

U.S. PATENT DOCUMENTS

D803,109 S * 11/2017 Carter D12/163
D807,797 S * 1/2018 Peat D12/163
D811,943 S * 3/2018 Peat D12/92
D813,100 S * 3/2018 Hatton D12/92
D832,144 S * 10/2018 Hatton D12/91
D832,160 S * 10/2018 Peat D12/169

OTHER PUBLICATIONS

<https://www.motortrend.com/2019-jaguar-xe-sv-project-8-grille-detail-2/> Jun. 5, 2018 (Year: 2018).*

<http://www.carbuyer.com.sg/test-drives/jaguar-i-pace-review-singapore-price-ev/> Jun. 15, 2018 (Year: 2018).*

* cited by examiner




FIG. 1




FIG. 2




FIG. 3




FIG. 4




FIG. 5




FIG. 6




FIG. 8




FIG. 7




FIG. 9




FIG. 10




FIG. 11