



US00D852678S

(12) **United States Design Patent**
Deltour

(10) **Patent No.:** **US D852,678 S**

(45) **Date of Patent:** **** Jul. 2, 2019**

- (54) **DOWNTUBE FOR A BICYCLE**
- (71) Applicant: **LA POSTE**, Paris (FR)
- (72) Inventor: **Pauline Deltour**, Paris (FR)
- (73) Assignee: **LA POSTE**, Paris (FR)
- (**) Term: **15 Years**
- (21) Appl. No.: **29/632,222**
- (22) Filed: **Jan. 5, 2018**
- (51) **LOC (11) Cl.** **12-11**
- (52) **U.S. Cl.**
USPC **D12/114**
- (58) **Field of Classification Search**
USPC D12/114, 111, 117, 118, 123
CPC B62K 13/08; B62K 19/30; B62K 25/02;
B62K 25/04; B62K 25/12; B62K 25/14;
B62K 25/16; B62K 25/20
See application file for complete search history.

- D484,831 S * 1/2004 Chiang D12/123
- D498,710 S * 11/2004 Chiang D12/123
- D498,711 S * 11/2004 Chiang D12/123
- D522,413 S * 6/2006 Okada D12/123
- 7,213,485 B2 * 5/2007 Huang B62K 21/125
74/551.1
- 7,938,425 B2 * 5/2011 Chamberlain B62K 3/04
280/281.1
- 10,160,510 B1 * 12/2018 Salazar B62K 21/12
- 2010/0148467 A1 * 6/2010 Hoerdum B62K 15/008
280/278
- 2014/0196970 A1 * 7/2014 Biechele B62J 99/00
180/206.4

* cited by examiner

Primary Examiner — Michelle E. Wilson

Assistant Examiner — Clese Moore, Jr.

(74) *Attorney, Agent, or Firm* — Banner & Witcoff, Ltd.

(57) **CLAIM**

The ornamental design for a downtube for a bicycle, as shown and described.

(56) **References Cited**

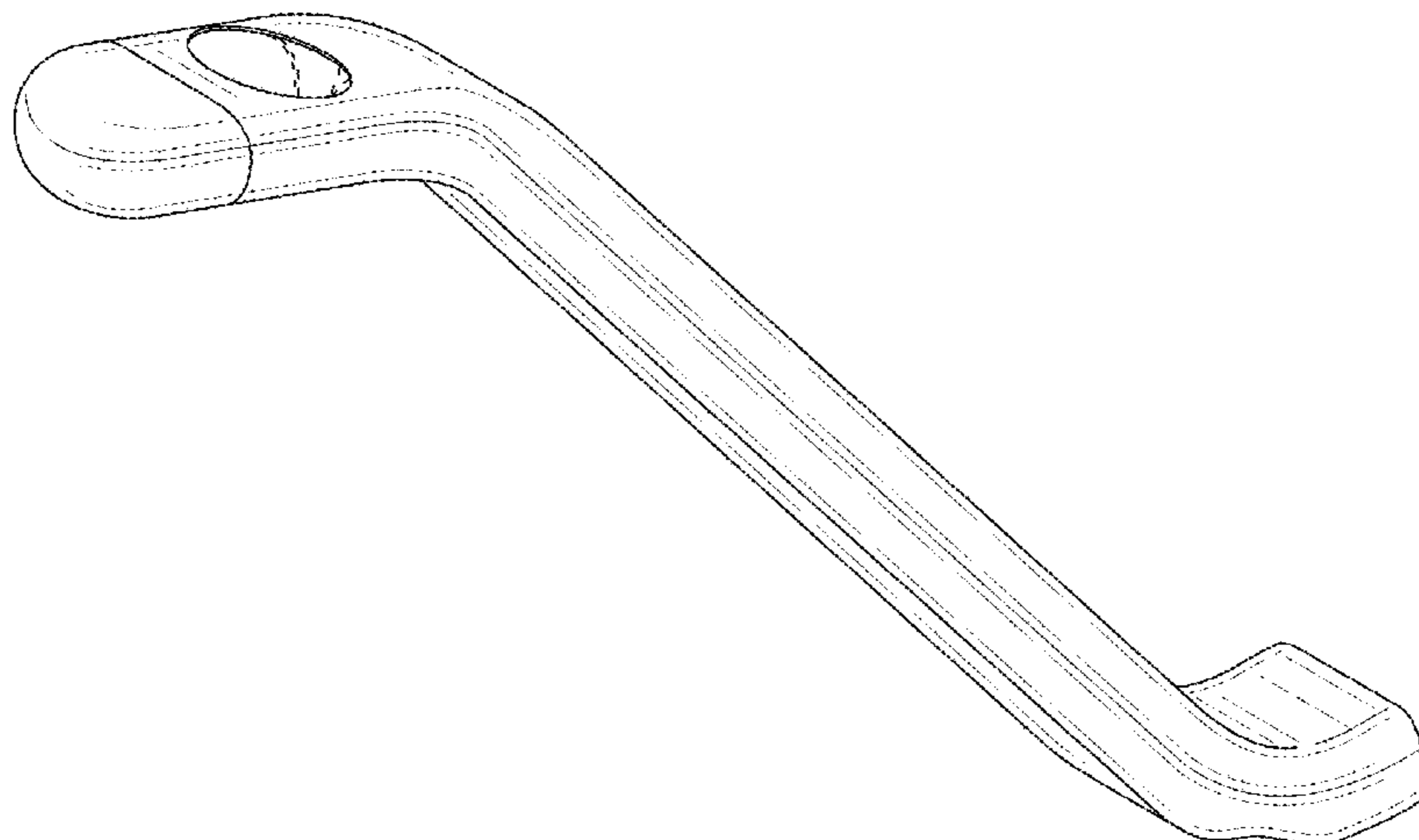
U.S. PATENT DOCUMENTS

- D265,812 S * 8/1982 Kastan D12/123
- 5,095,772 A * 3/1992 Fortson B62M 3/04
74/594.1
- 5,377,397 A * 1/1995 Yu B62K 19/00
29/26 A
- D356,526 S * 3/1995 Burns D12/123
- D372,444 S * 8/1996 Kim D12/123
- 5,609,070 A * 3/1997 Lin B62M 3/16
74/558.5
- 5,791,674 A * 8/1998 D'Aluisio B62K 25/286
180/227
- D401,539 S * 11/1998 Humphries, Jr. D12/123
- D419,492 S * 1/2000 Egger D12/111
- 6,616,023 B1 * 9/2003 Dahl B60R 9/048
224/324

DESCRIPTION

FIG. 1 is a front perspective view of a downtube for a bicycle showing my new design;
 FIG. 2 is a rear perspective view thereof;
 FIG. 3 is a front view thereof;
 FIG. 4 is a rear view thereof;
 FIG. 5 is a left side view thereof;
 FIG. 6 is a right side view thereof;
 FIG. 7 is a top view thereof; and,
 FIG. 8 is a bottom view thereof.
 The broken line showing of the various unshaded regions of the downtube for a bicycle illustrates environmental structure and forms no part of the claimed design.

1 Claim, 8 Drawing Sheets



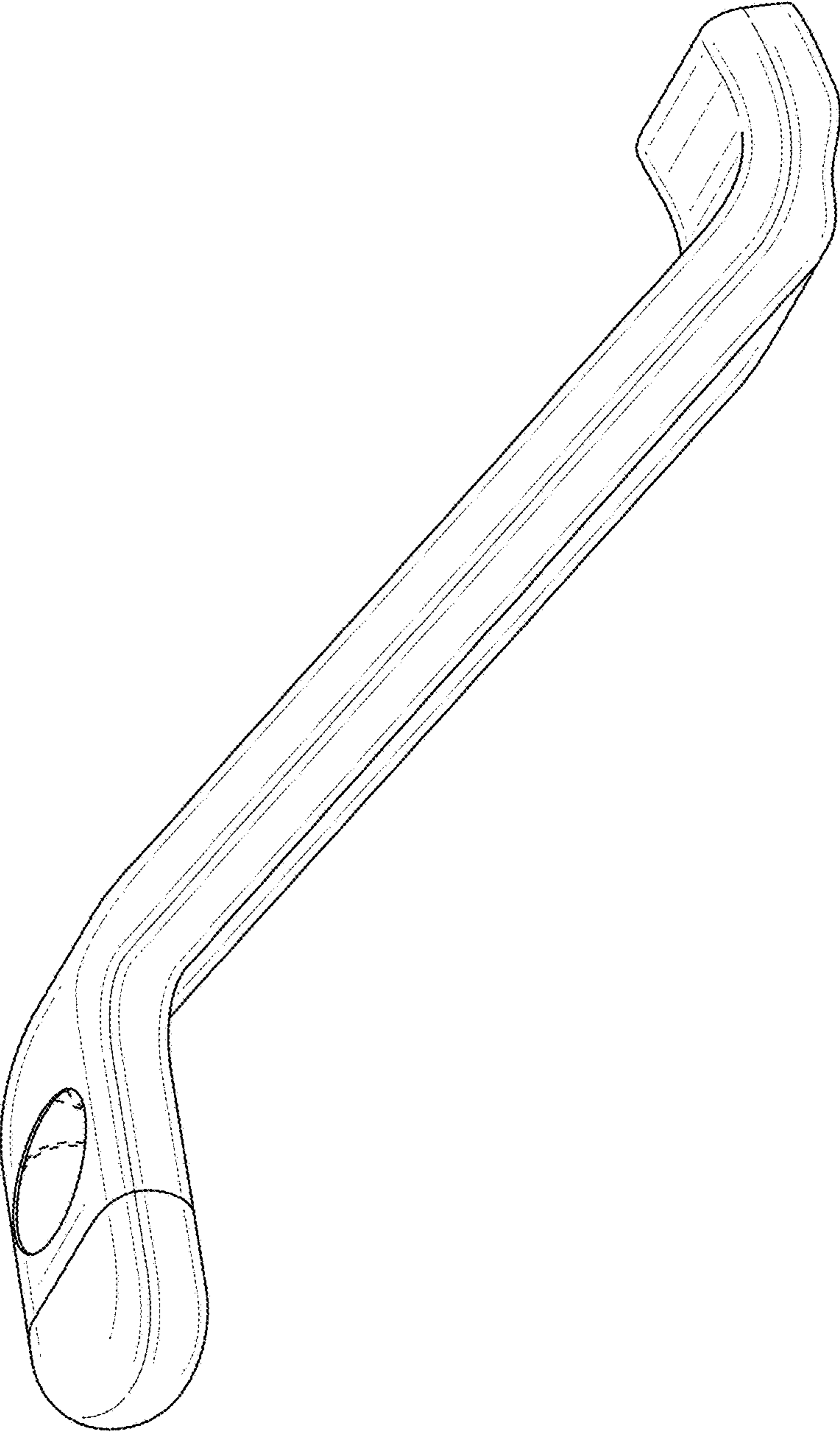


FIG. 1

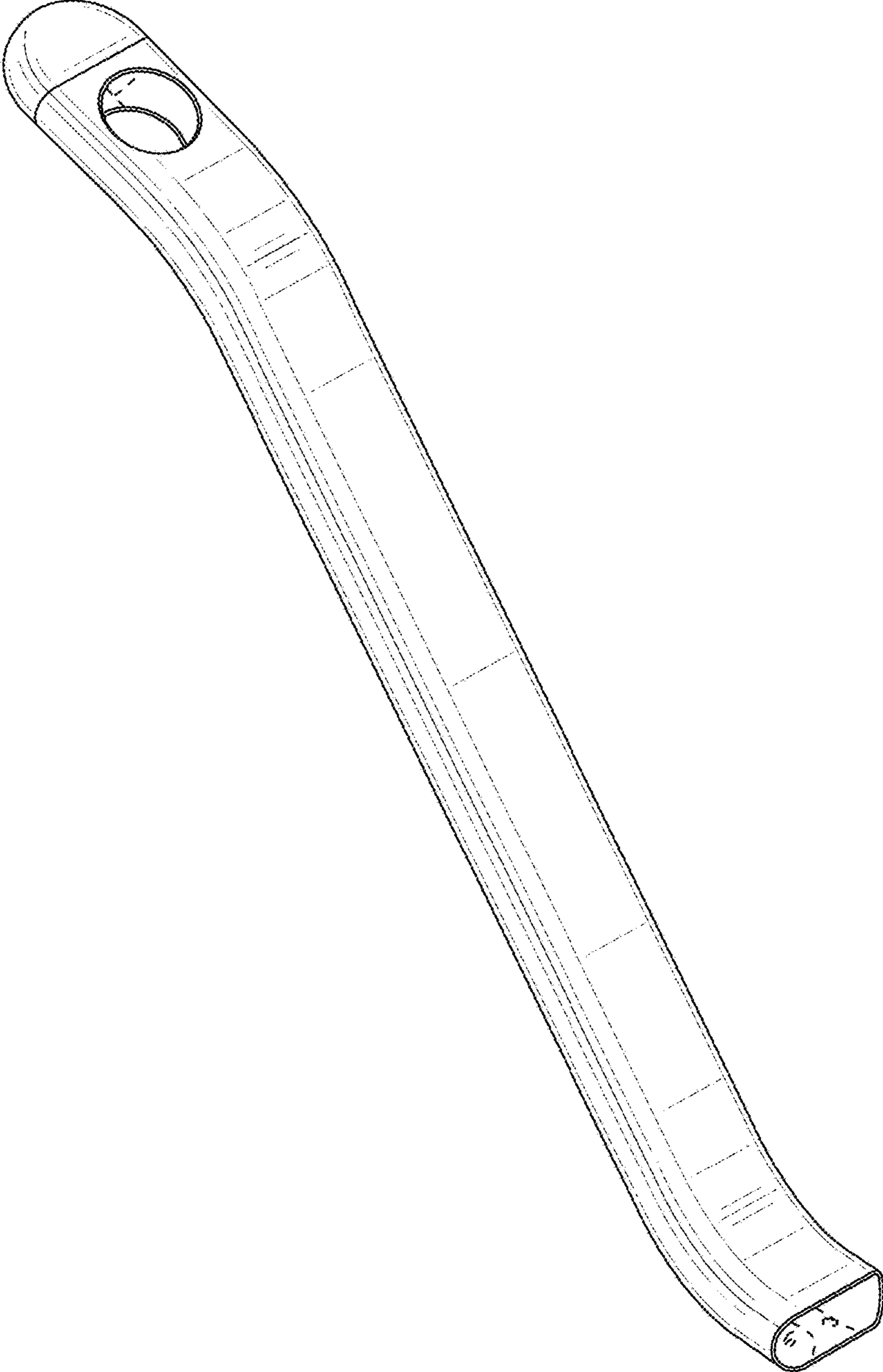


FIG. 2




FIG. 3




FIG. 4

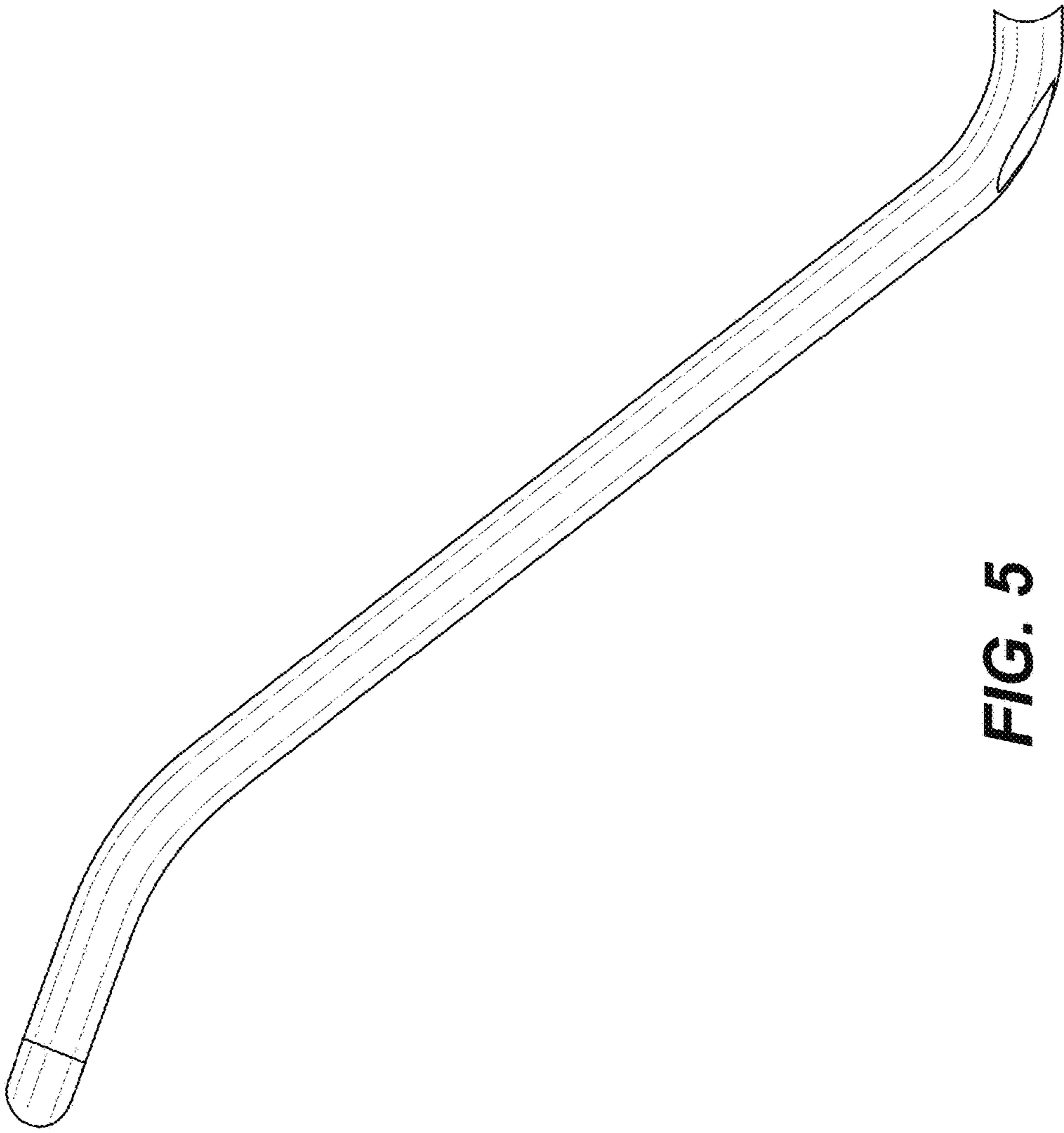


FIG. 5

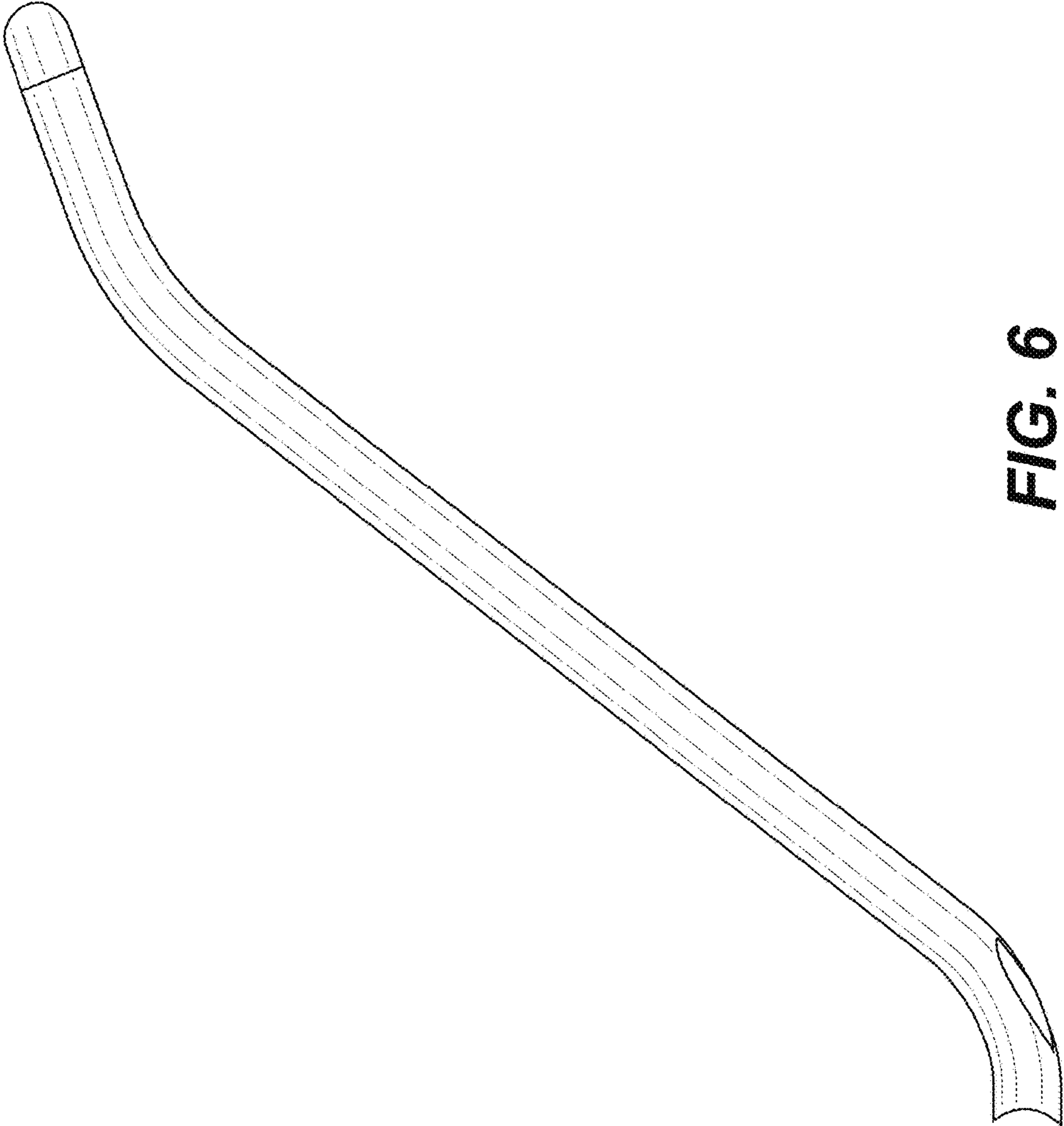


FIG. 6




FIG. 7

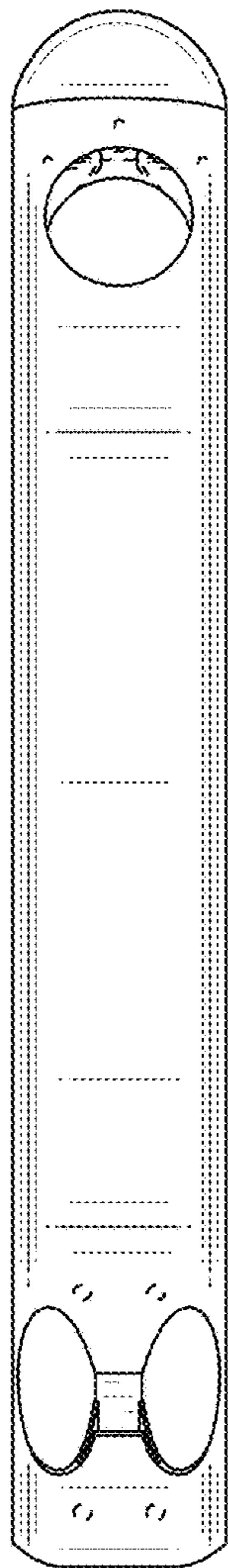


FIG. 8