



US00D852668S

(12) **United States Design Patent**
Biggers et al.

(10) **Patent No.:** **US D852,668 S**
(45) **Date of Patent:** **** Jul. 2, 2019**

- (54) **RING**
- (71) Applicant: **BELLA VAUGHAN LLC**, Dallas, TX (US)
- (72) Inventors: **LoriAnn Vaughan Biggers**, Southlake, TX (US); **Rotem Fartook**, Dallas, TX (US)
- (73) Assignee: **BELLA VAUGHAN, LLC**, Dallas, TX (US)

D614,071	S	*	4/2010	Vagal	D11/35
D675,952	S	*	2/2013	Dholakiya	D11/34
D676,169	S	*	2/2013	Dholakiya	D26/34
D680,023	S	*	4/2013	Ho	D11/34
D683,648	S	*	6/2013	Dholakiya	D11/34
D687,335	S	*	8/2013	Dholakiya	D11/34
D701,137	S	*	3/2014	Dholakiya	D11/34
9,320,329	B2	*	4/2016	Nisguretsky	A44C 9/00
D763,115	S		8/2016	Nisguretsky		
D780,028	S	*	2/2017	Yatsugi-Kang	D11/34
D780,058	S	*	2/2017	Shlakman	D11/34
2013/0263627	A1	*	10/2013	Bisserier	A44C 9/00
						63/15
2018/0098604	A1	*	4/2018	Beck	A44C 9/0053

(**) Term: **15 Years**

(21) Appl. No.: **29/611,718**

(22) Filed: **Jul. 25, 2017**

(51) **LOC (11) Cl.** **11-01**

(52) **U.S. Cl.**
USPC **D11/34**

(58) **Field of Classification Search**
USPC D11/1-3, 13, 16, 17, 26-44, 76, 77, 78, D11/89-92; D14/344
CPC .. A44C 1/00; A44C 7/00; A44C 7/001; A44C 7/002; A44C 7/003; A44C 9/00; A44C 9/0007; A44C 9/0015; A44C 9/0023; A44C 9/003; A44C 9/0038; A44C 9/0046; A44C 9/0053; A44C 9/0061; A44C 9/0069; A44C 9/0076; A44C 9/02; A44C 17/00; A44C 17/02; A44C 17/0208; A44C 17/0216; A44C 17/0225; A44C 17/0233; A44C 17/0241; A44C 17/025; A44C 17/0258; A44C 17/0266; A44C 17/0275; A44C 17/0283; A44C 17/0291

See application file for complete search history.

(56) **References Cited**

U.S. PATENT DOCUMENTS

D260,621	S	*	9/1981	Bulgari	D11/5
D614,068	S	*	4/2010	Vagal	D11/34

* cited by examiner

Primary Examiner — Cynthia Ramirez

Assistant Examiner — L. Martinez

(74) *Attorney, Agent, or Firm* — Terry M. Sanks, Esq.;
Beusse Wolter Sanks & Marie, PLLC

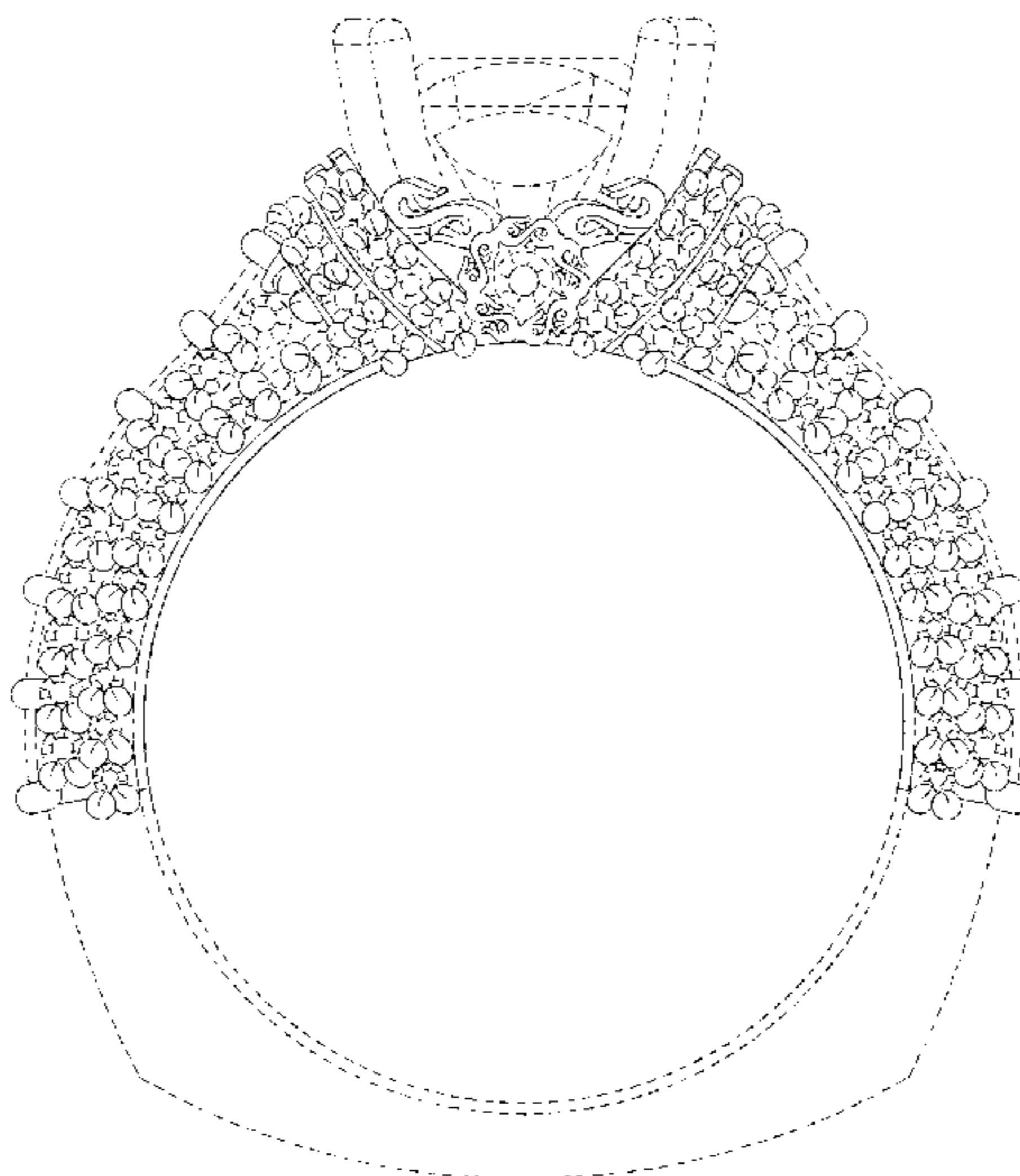
(57) **CLAIM**

The ornamental design for a ring, as shown and described.

DESCRIPTION

FIG. 1 is a front view of a ring showing our new design, the rear view being a mirror image thereof;
FIG. 2 is another front view thereof, the rear view being a mirror image thereof;
FIG. 3 is a left side view thereof, the right side view being a mirror image thereof;
FIG. 4 is a top view thereof; and,
FIG. 5 is a bottom view thereof.
The broken lines in the drawings represent portions of the ring that form no part of the claimed design.

1 Claim, 4 Drawing Sheets






FIG. 1




FIG. 2

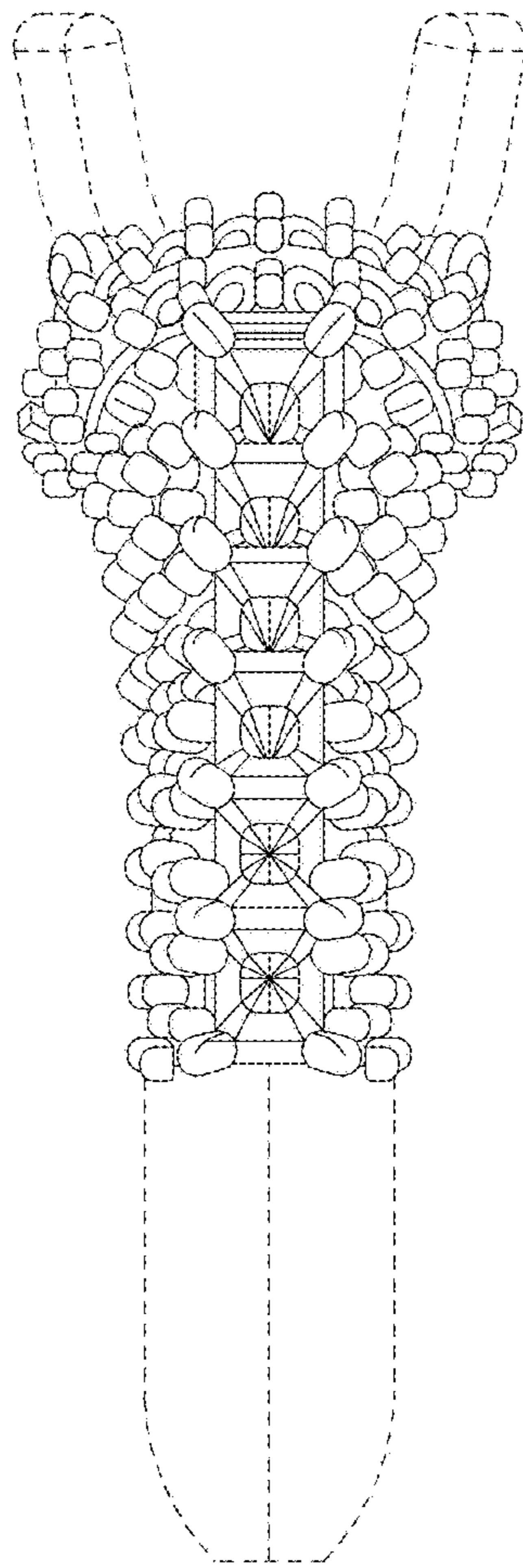


FIG. 3

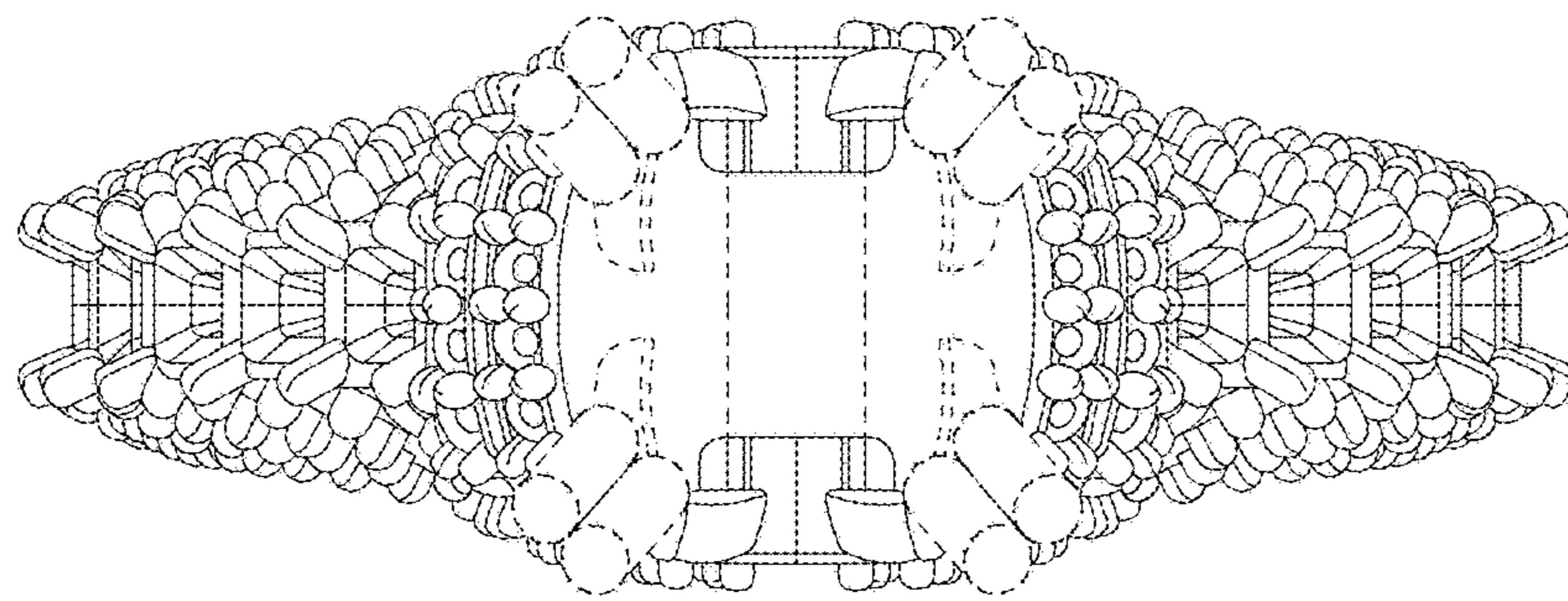


FIG. 4

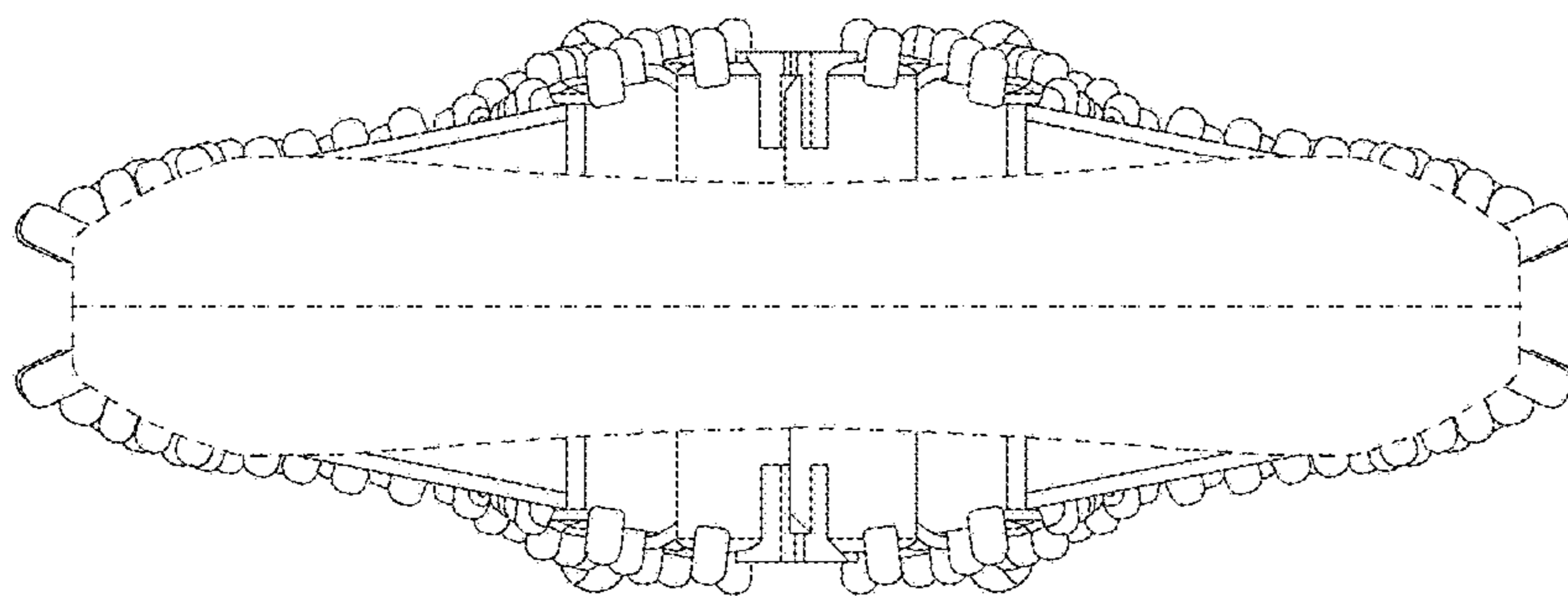


FIG. 5