



US00D852641S

(12) **United States Design Patent** (10) **Patent No.:** **US D852,641 S**
Patten (45) **Date of Patent:** **** Jul. 2, 2019**

(54) **PLANT PROTECTION CIRCULAR BAG WITH WIRE MESH**

(71) Applicant: **Scott Patten**, New Hill, NC (US)

(72) Inventor: **Scott Patten**, New Hill, NC (US)

(**) Term: **15 Years**

(21) Appl. No.: **29/635,822**

(22) Filed: **Feb. 2, 2018**

(51) **LOC (11) Cl.** **09-05**

(52) **U.S. Cl.**
 USPC **D9/703**; 47/78; 47/65.8; 47/65.7

(58) **Field of Classification Search**
 USPC D9/702-714, 430-434, 423, 499, 537, D9/549; D3/303, 202, 205, 221, 226, D3/246, 240, 304-315, 201, 276; 383/6, 383/105-120, 127, 10; 220/915.1, 915.2, 220/592.01, 773, 755; D7/601, 605-607, D7/709-710, 500, 523, 532; 206/139, 206/428, 488, 427, 433, 434, 432; 229/117.19, 116.5, 923, 87.03, 87.18, 229/87.19, 117.09; 150/100, 107; 493/226; 215/399, 396; D6/403-405, D6/556-578; 47/32.7, 32.3, 77-78, 65.7, 47/65.8

CPC B65D 33/00; B65D 33/12; B65D 33/16; A01G 9/10; A01G 9/1073; A01G 9/12; A01G 13/02; A01G 13/10; A45C 1/00; A45C 1/02; A45C 3/06; A45C 3/00; A45C 3/10

See application file for complete search history.

(56) **References Cited**

U.S. PATENT DOCUMENTS

D365,043 S *	12/1995	Bonds	D11/164
5,768,825 A *	6/1998	Reiger	A01G 9/086
				47/73
6,637,155 B1 *	10/2003	Butler	A01G 23/043
				47/73
D641,658 S *	7/2011	Thorn	D11/152
D698,617 S *	2/2014	Evans	D11/152
D735,541 S *	8/2015	Anderson	D8/1
9,398,746 B1	7/2016	Schweitzer		
D768,536 S *	10/2016	Sirk	D11/152
9,468,159 B1	10/2016	Schweitzer		
9,545,061 B1	1/2017	Schweitzer		

* cited by examiner

Primary Examiner — Abraham Bahta
 (74) *Attorney, Agent, or Firm* — Olive Law Group, PLLC

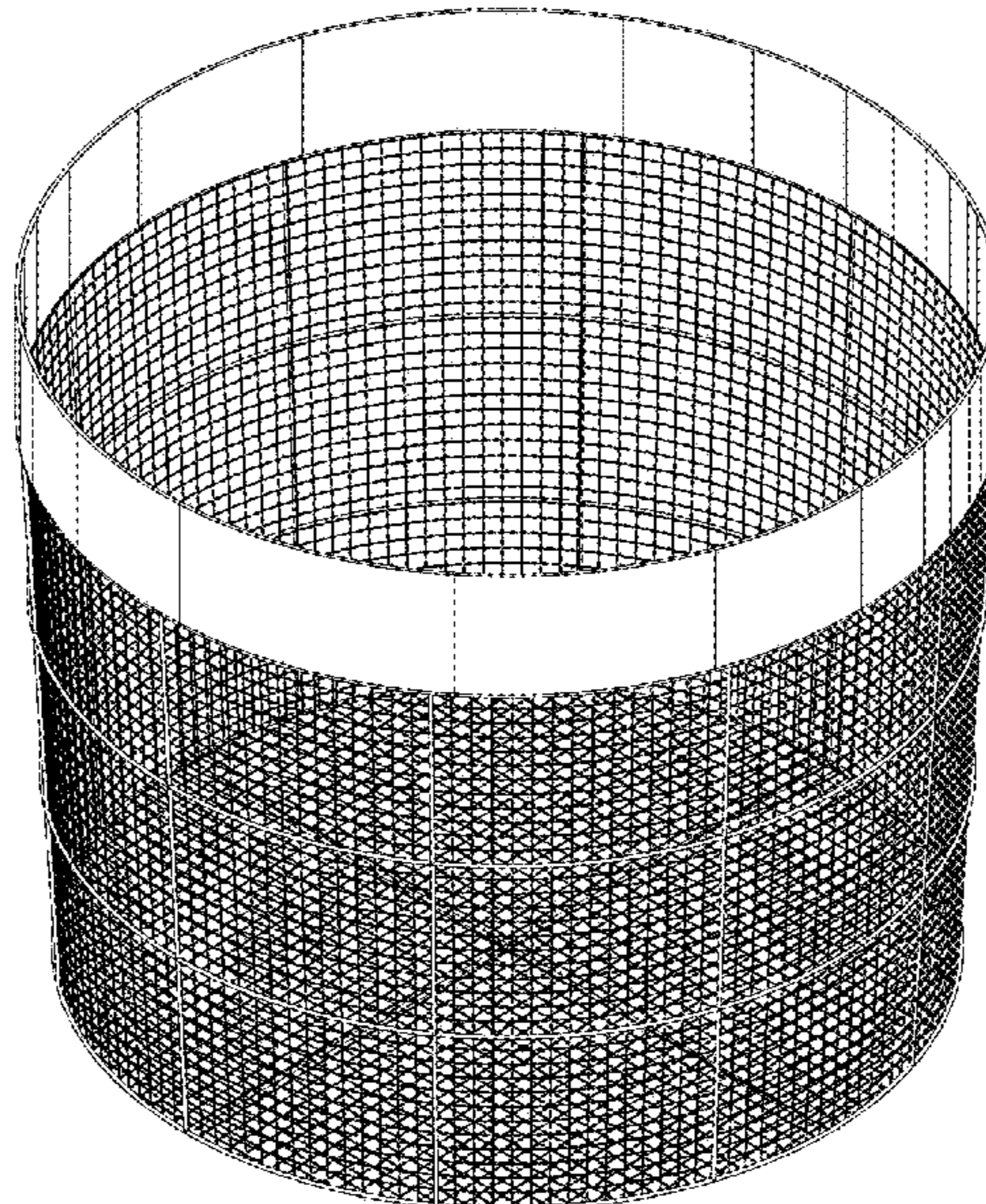
(57) **CLAIM**
 I claim the ornamental design for the plant protection circular bag with wire mesh, as shown and described.

DESCRIPTION

FIG. 1 is a top view of a plant protection circular bag with wire mesh showing our new design;
 FIG. 2 is a bottom perspective view thereof;
 FIG. 3 is a top view thereof;
 FIG. 4 is a bottom view thereof;
 FIG. 5 is a left side view thereof; and,
 FIG. 6 is a right side view thereof.

Any broken or shadow lines included are for the purpose of illustration of the plant protection circular bag with wire mesh and do not form any part of the claimed design.

1 Claim, 6 Drawing Sheets



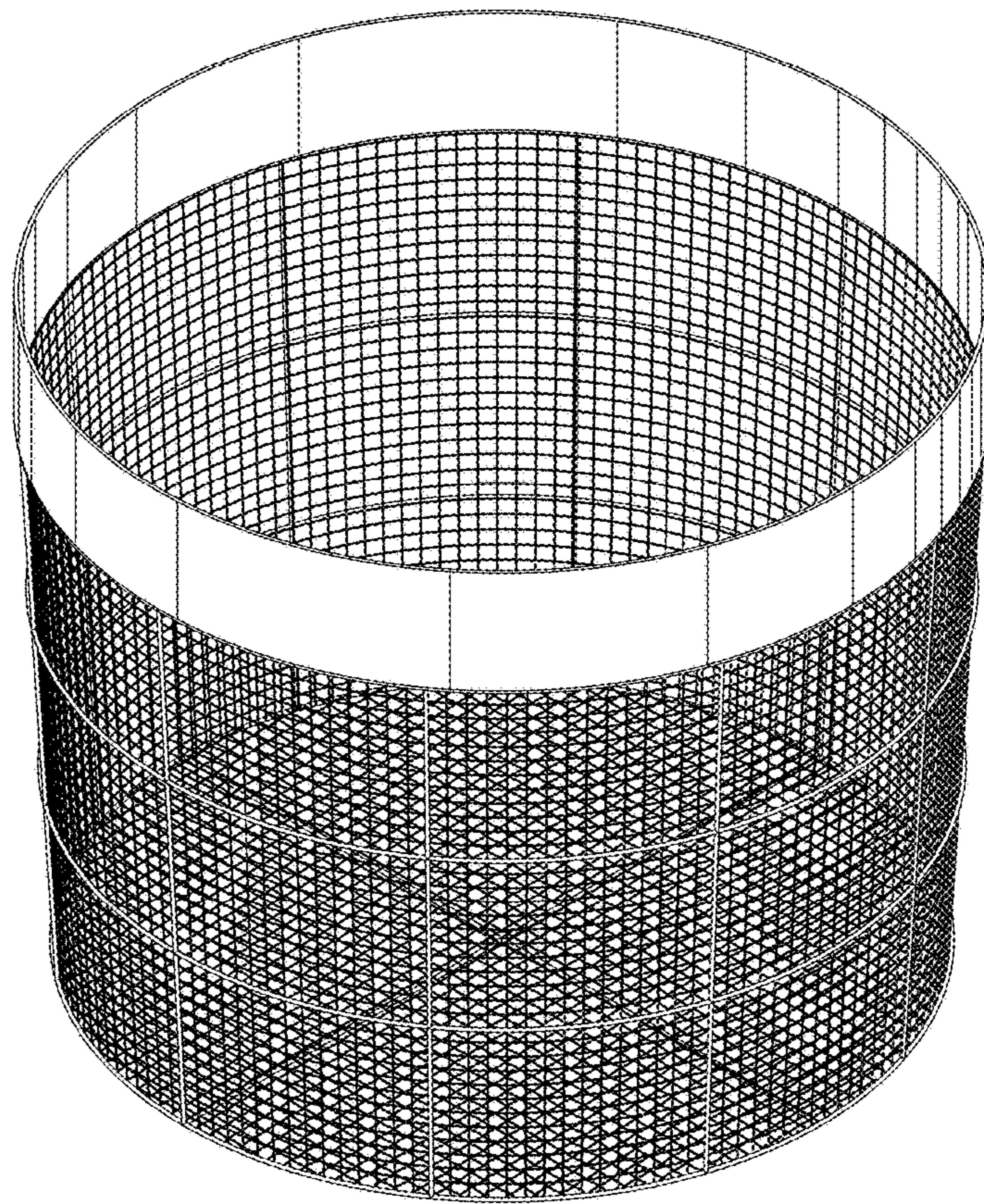


FIG. 1




FIG. 2




FIG. 3




FIG. 4




FIG. 5




FIG. 6