



US00D852629S

(12) **United States Design Patent** (10) **Patent No.:** **US D852,629 S**
Pohlman et al. (45) **Date of Patent:** **** Jul. 2, 2019**

(54) **PACKAGE**

- (71) Applicant: **The Procter & Gamble Company**, Cincinnati, OH (US)
- (72) Inventors: **Stacy Lynn Pohlman**, Montgomery, OH (US); **Jean Martin Campbell**, Cincinnati, OH (US); **Kari Jean Young**, Cincinnati, OH (US); **Bart William Laube**, Cincinnati, OH (US); **Kristin Labahn-Childs**, Cincinnati, OH (US); **Jamey Nathan Wagner**, West Chester, OH (US)
- (73) Assignee: **The Procter & Gamble Company**, Cincinnati, OH (US)
- (*) Notice: This patent is subject to a terminal disclaimer.
- (**) Term: **15 Years**
- (21) Appl. No.: **29/579,178**
- (22) Filed: **Sep. 28, 2016**

Related U.S. Application Data

- (62) Division of application No. 29/528,921, filed on Jun. 2, 2015, now Pat. No. Des. 776,538.
- (51) **LOC (11) Cl.** **09-99**
- (52) **U.S. Cl.**
USPC **D9/499**; D9/434
- (58) **Field of Classification Search**
USPC D3/201, 203.1, 203.5, 203.6, 211, 234, D3/248; D5/15, 29; D7/601, 602, 609;
(Continued)

(56) **References Cited**

U.S. PATENT DOCUMENTS

- D153,568 S 4/1949 Wagner
 - D268,453 S * 3/1983 Hammond D5/14
- (Continued)

OTHER PUBLICATIONS

Charmin. Enjoy The Go. 2017 [earliest online date], [site visited Aug. 8, 2017]. Available from Internet, <URL:https://ca.charmin.com/en-ca/about-us>.*

(Continued)

Primary Examiner — Robert M. Spear
Assistant Examiner — Darcey E Heflin
 (74) *Attorney, Agent, or Firm* — Dara M. Kendall

(57) **CLAIM**

The ornamental design for a package, as shown and described.

DESCRIPTION

The patent or application file contains a least one drawing executed in color. Copies of this patent or patent application publication with color drawing(s) will be provided by the Office upon request and payment of the necessary fee.

FIG. 1 is a perspective view of a package showing our new design;

FIG. 2 is a front elevational view of the package of FIG. 1;

FIG. 3 is a rear elevational view of the package of FIG. 1;

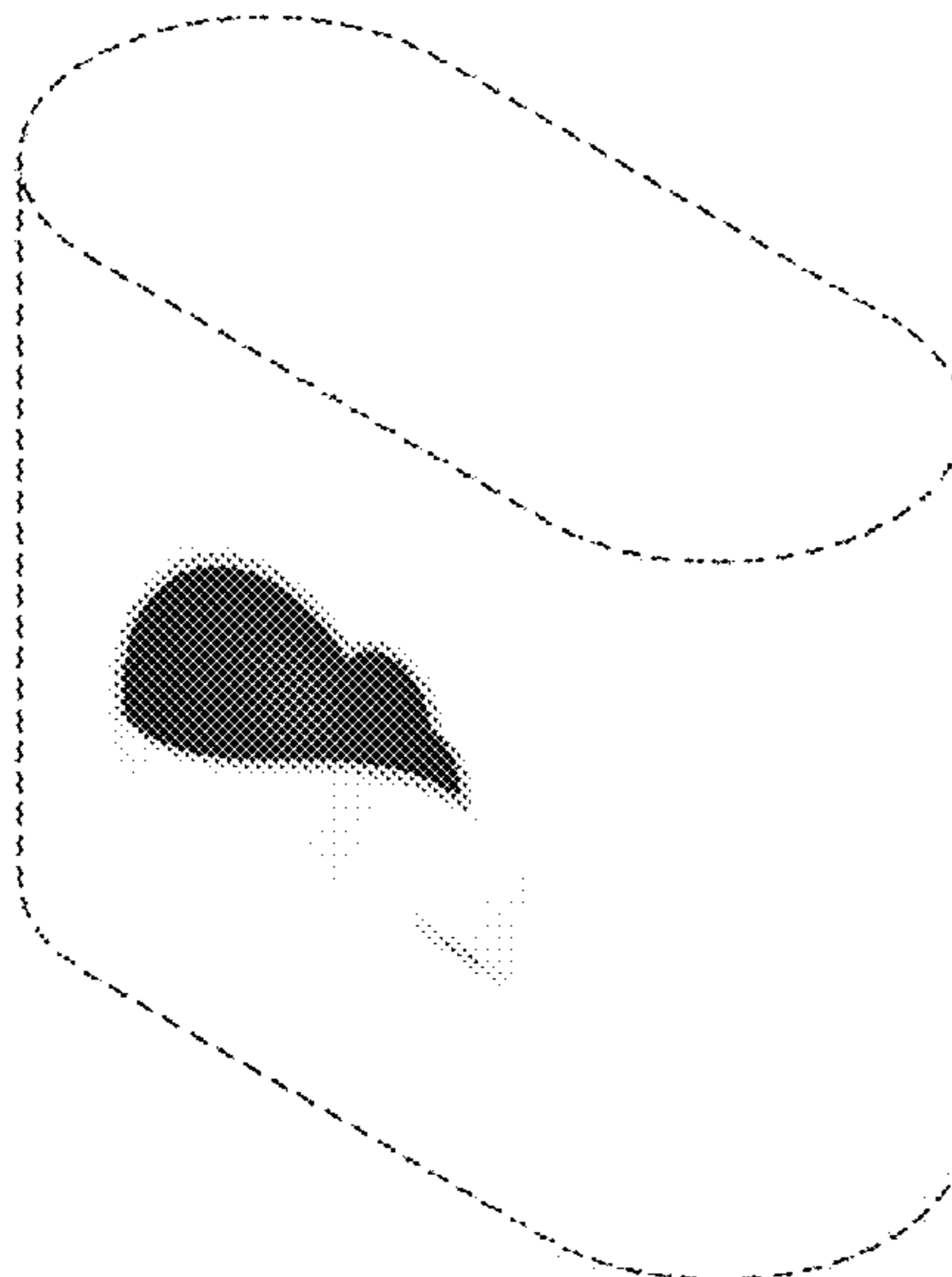
FIG. 4 is a left-side elevational view of the package of FIG. 1;

FIG. 5 is a right-side elevational view of the package of FIG. 1;

FIG. 6 is a top planar view of the package of FIG. 1; and, FIG. 7 is a bottom planar view of the package of FIG. 1.

In the drawings, the broken lines represent boundaries of the claim that form no part of the claimed design.

1 Claim, 4 Drawing Sheets
(2 of 4 Drawing Sheet(s) Filed in Color)



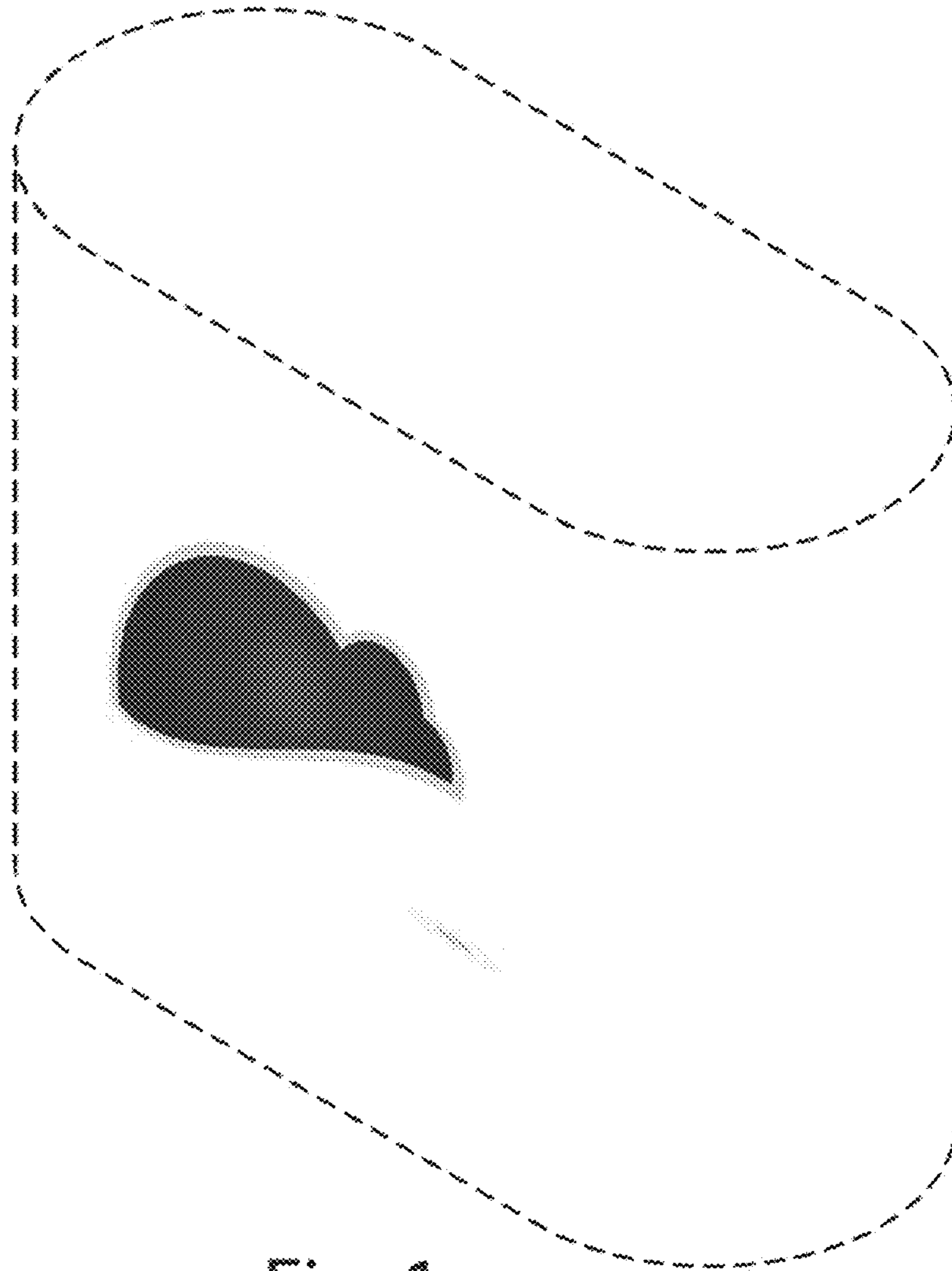


Fig. 1




Fig. 2



Fig. 3




Fig. 4




Fig. 5




Fig. 6



Fig. 7