



US00D852621S

(12) **United States Design Patent** (10) **Patent No.:** **US D852,621 S**
Thompson (45) **Date of Patent:** **** Jul. 2, 2019**

(54) **PACKAGE**

- (71) Applicant: **JT International S. A.**, Geneva (CH)
 (72) Inventor: **James Thompson**, London (GB)
 (73) Assignee: **JT INTERNATIONAL S.A.**, Geneva (CH)
 (**) Term: **15 Years**
 (21) Appl. No.: **29/621,324**
 (22) Filed: **Oct. 6, 2017**

(56) **References Cited**

U.S. PATENT DOCUMENTS

D172,703 S	7/1954	Bull	
D281,668 S	12/1985	Berard	
D341,944 S	12/1993	Peter	
D400,360 S	11/1998	De Sole	
D427,723 S *	7/2000	Zen	D9/648
D524,156 S	7/2006	Hamuro et al.	
D531,043 S	10/2006	Houtart et al.	
D608,636 S *	1/2010	Seol	D9/432
D611,255 S *	3/2010	Ko	D5/52
D627,661 S	11/2010	Passi	
D643,741 S	8/2011	Kaneko	
D666,907 S *	9/2012	Dowden	D9/418
D676,742 S	2/2013	Walter et al.	

(Continued)

Related U.S. Application Data

- (62) Division of application No. 29/571,895, filed on Jul. 22, 2016, now Pat. No. Des. 812,465.

(30) **Foreign Application Priority Data**

- Jan. 25, 2016 (JP) 2016-001275
 Jan. 25, 2016 (JP) 2016-001276

- (51) **LOC (11) Cl.** **09-03**
 (52) **U.S. Cl.**
 USPC **D9/432; D9/648**

(58) **Field of Classification Search**

- USPC D9/414-434, 442-445, 456, 457, 542,
 D9/563, 600, 614-624, 648, 655, 657,
 D9/658, 661, 685, 696, 697-699, 707,
 D9/711, 754, 759, 772-776; D3/273,
 D3/276, 304, 309-313; D7/601, 602, 709
 CPC B65D 5/00; B65D 5/001; B65D 5/0015;
 B65D 5/0227-0254; B65D 5/18; B65D
 5/38; B65D 5/40; B65D 5/2033; B65D
 5/48024; B65D 5/6605; B65D 1/22;
 B65D 1/24; B65D 1/34; B65B 5/06

See application file for complete search history.

FOREIGN PATENT DOCUMENTS

CA	169597 S	3/2017
EM	003313766-0003	10/2016

Primary Examiner — Susan Bennett Hattan
Assistant Examiner — Omeed Agilee
 (74) *Attorney, Agent, or Firm* — Jeffri A. Kaminski;
 Venable LLP

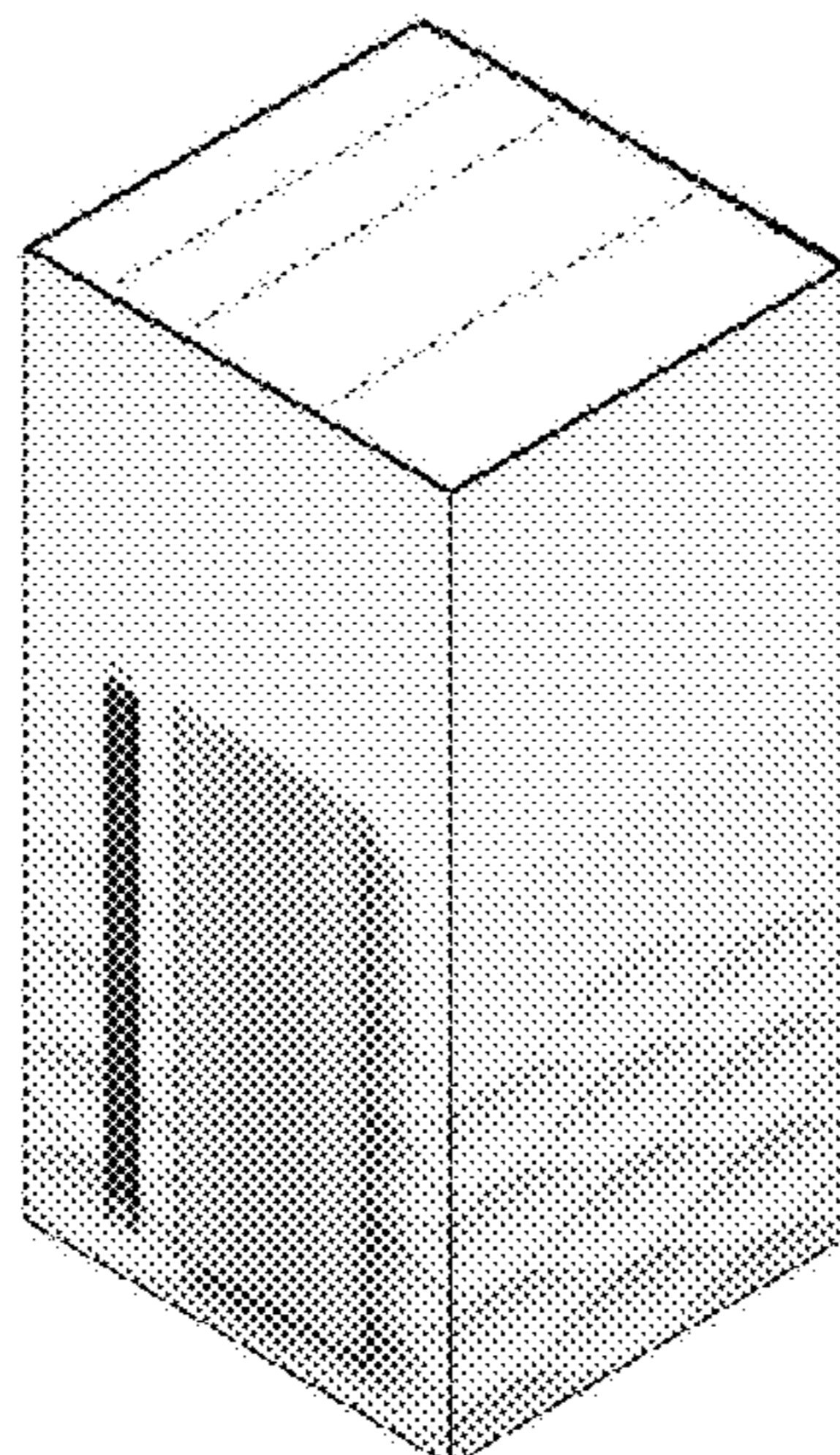
(57) **CLAIM**

The ornamental design for a package, as shown and described.

DESCRIPTION

FIG. 1 is a front, top and right side perspective view of a package;
 FIG. 2 is a front view thereof;
 FIG. 3 is a rear view thereof;
 FIG. 4 is a top view thereof;
 FIG. 5 is a bottom thereof;
 FIG. 6 is a left side view thereof; and,
 FIG. 7 is a right side view thereof.
 The broken lines and all unshaded areas within the solid line perimeter in FIGS. 1, 4 and 5 depict environmental subject matter that forms no part of the claimed design.

1 Claim, 3 Drawing Sheets



(56)

References Cited

U.S. PATENT DOCUMENTS

D707,552 S *	6/2014	Ahn	D9/649
D733,571 S	7/2015	Keating et al.	
D742,243 S	11/2015	Allen et al.	
D742,244 S	11/2015	Allen et al.	
D749,945 S *	2/2016	Katopo	D9/432
D754,534 S	4/2016	Sanfilippo et al.	
D760,595 S	7/2016	Choi et al.	
D764,289 S	8/2016	Hauck et al.	
D772,060 S *	11/2016	O'Dowd	D9/432
D772,061 S *	11/2016	O'Dowd	D9/432
D788,580 S *	6/2017	Hainaut	D9/432
D794,442 S *	8/2017	Boston	D9/414
D809,916 S *	2/2018	Thompson	D9/432
D811,890 S *	3/2018	Deng	D9/604
D812,465 S *	3/2018	Thompson	D9/432
D829,092 S *	9/2018	Bandiera	D9/416

* cited by examiner

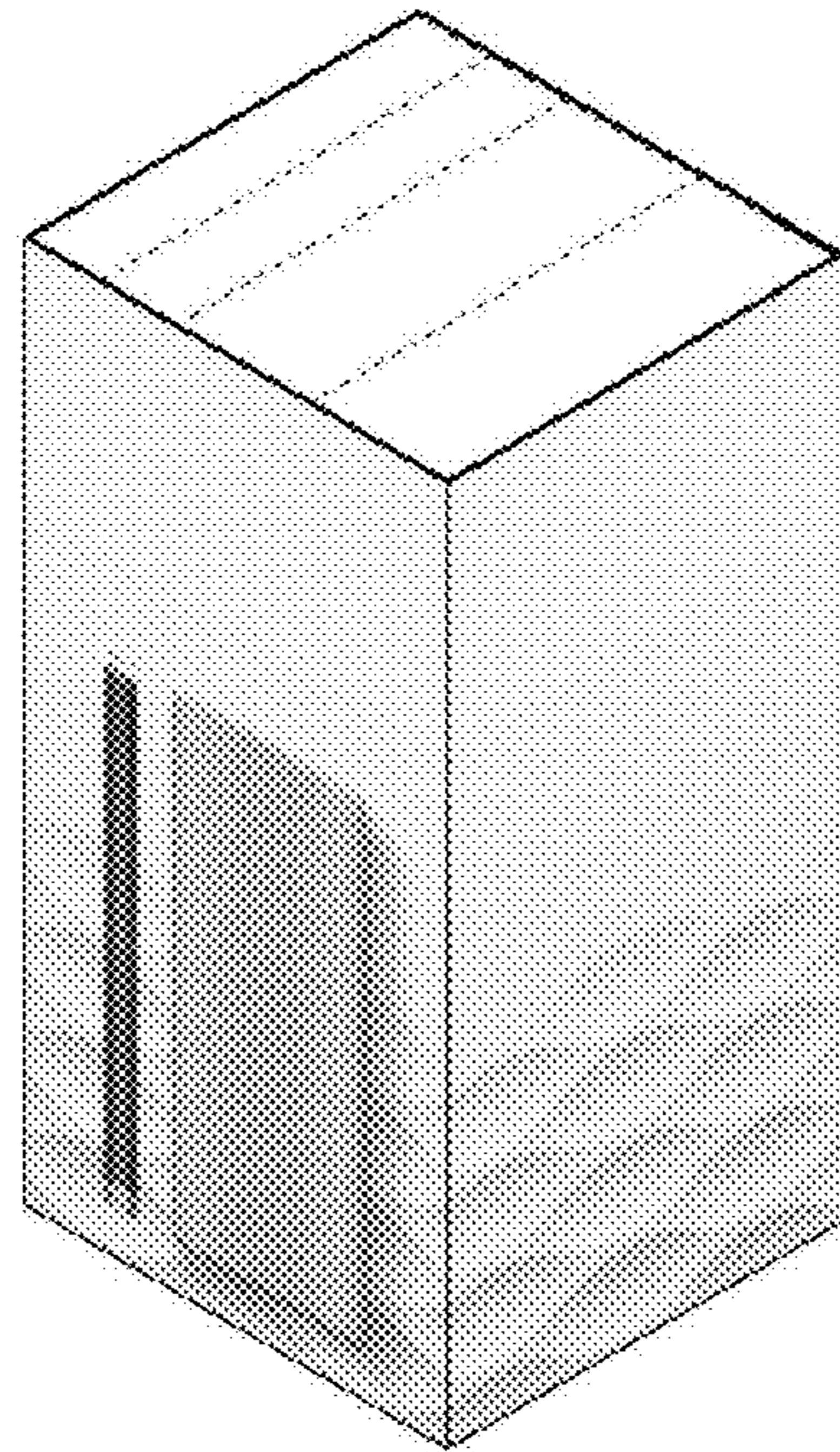


FIG. 1




FIG. 2




FIG. 3




FIG. 4




FIG. 5




FIG. 6




FIG. 7