



US00D852614S

(12) **United States Design Patent** (10) **Patent No.:** **US D852,614 S**  
**Schloss** (45) **Date of Patent:** **\*\* Jul. 2, 2019**

(54) **EDGE CORNER GUARD**  
(71) Applicant: **Ben Schloss**, Belmont, CA (US)  
(72) Inventor: **Ben Schloss**, Belmont, CA (US)  
(\* ) Notice: This patent is subject to a terminal disclaimer.  
(\*\*) Term: **15 Years**

D462,259 S 9/2002 Williams  
6,513,662 B1 \* 2/2003 Stebelton ..... B65D 81/054  
206/586  
6,520,336 B2 \* 2/2003 Baechle ..... B65D 81/054  
206/320  
D479,799 S \* 9/2003 Zamberg ..... D8/403  
D501,341 S 2/2005 Cassidy et al.  
D529,290 S \* 10/2006 Schloss ..... D3/318  
(Continued)

(21) Appl. No.: **29/574,288**  
(22) Filed: **Aug. 13, 2016**  
(51) **LOC (11) Cl.** ..... **08-09**  
(52) **U.S. Cl.**  
USPC ..... **D8/403**  
(58) **Field of Classification Search**  
USPC ..... D6/648, 648.1, 641, 675, 675.2, 691,  
D6/692.6, 699.4, 702, 703, 707, 707.26,  
D6/707.24; 108/27; 52/717.01, 741.3,  
52/287.1; 16/404, 82, 83, 86 A, 86 B,  
16/86 R; D8/400-499; D25/58, 121,  
D25/136, 164, 199, 119; 312/215, 271,  
312/289, 290, 312, 328, 330.1, 332,  
312/334.1, 345.4, 400, 334.7, 350, 351,  
312/332.1, 334.44  
CPC .. E05F 5/06; E05Y 2900/531; E05Y 2201/21;  
E05C 17/203; E05C 17/36  
See application file for complete search history.

**OTHER PUBLICATIONS**

Cypher, Charles R., Declaration of Attorney with Regard to Prior Art, disclosure, Apr. 13, 2017, 11 pages, USA.

*Primary Examiner* — Lakiya G Rogers  
*Assistant Examiner* — Harold E Blackwell, II  
(74) *Attorney, Agent, or Firm* — James R. Cypher;  
Charles R. Cypher

(57) **CLAIM**

The ornamental design for an edge corner guard, as shown and described.

**DESCRIPTION**


FIG. 1 is an upper right, front perspective view of a corner guard showing my new design.  
FIG. 2 is a front elevation view of the corner guard of FIG. 1.  
FIG. 3 is a right side elevation view of the corner guard of FIG. 1.  
FIG. 4 is a rear side elevation view of the corner guard of FIG. 1.  
FIG. 5 is a left side elevation view of the corner guard of FIG. 1.  
FIG. 6 is a top plan view of the corner guard of FIG. 1; and, FIG. 7 is a bottom plan view of the corner guard of FIG. 1. The edge corner guard is shown with a symbolic break in its length. The appearance of any portion of the article between the break lines forms no part of the claimed design.

(56) **References Cited**

**U.S. PATENT DOCUMENTS**

2,668,745 A \* 2/1954 Metcalf ..... A47B 88/49  
312/334.32  
3,186,364 A 6/1965 Costantini et al.  
4,725,084 A 2/1988 Catricola  
D336,033 S 6/1993 Welsh  
D394,198 S 5/1998 Siler  
D407,011 S 3/1999 Boije  
D410,381 S 6/1999 Johnson, III

**1 Claim, 2 Drawing Sheets**



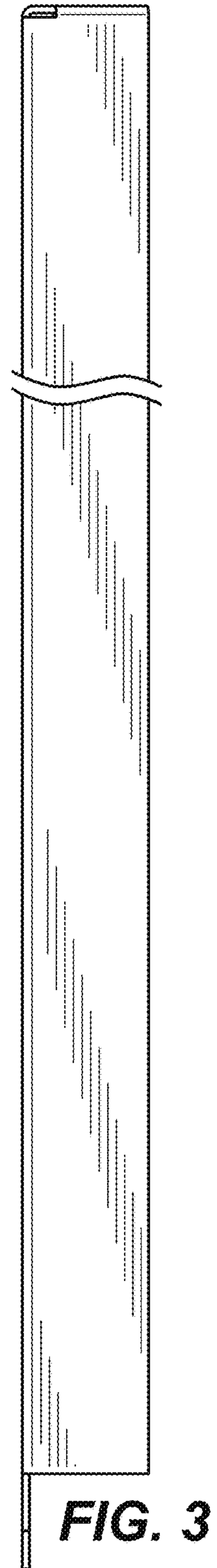


(56)

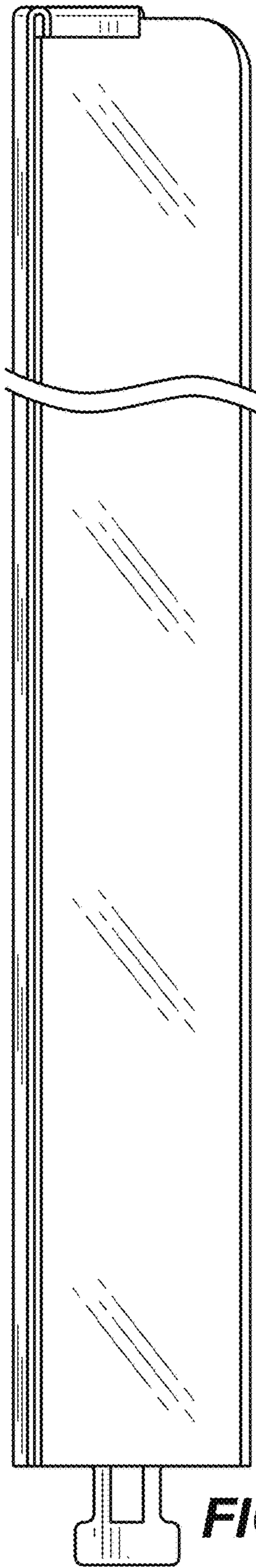
**References Cited**

U.S. PATENT DOCUMENTS


D542,645 S	5/2007	Kovace	
7,383,952 B2 *	6/2008	Kruelle .....	B65D 81/053 206/453
D587,939 S	3/2009	Schloss	
7,744,174 B2	6/2010	Peng et al.	
D623,509 S	9/2010	Schloss	
D715,633 S	10/2014	Baker et al.	
2005/0055914 A1	3/2005	Gilstrap	

\* cited by examiner

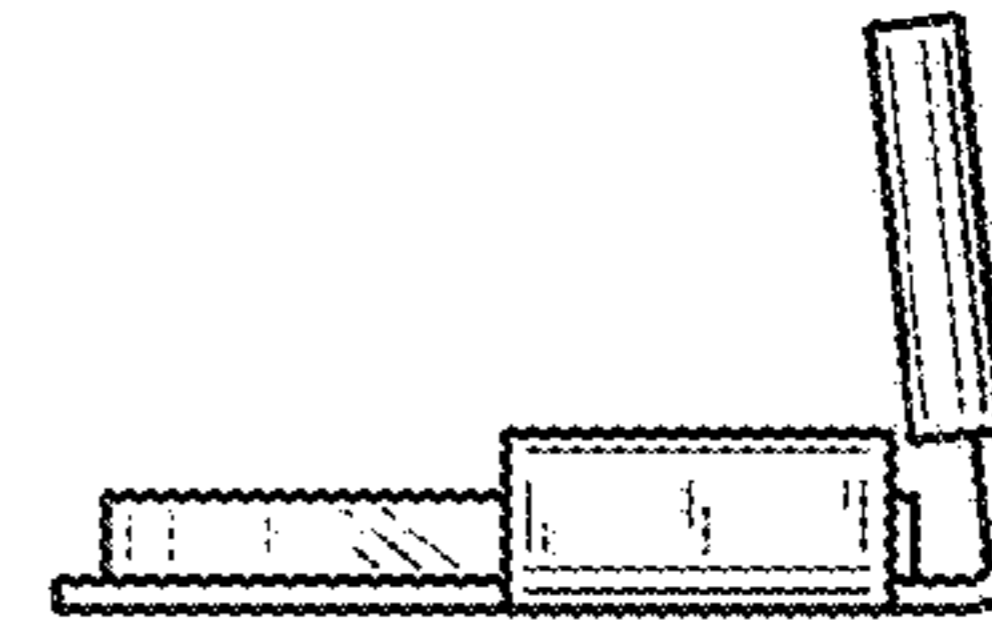




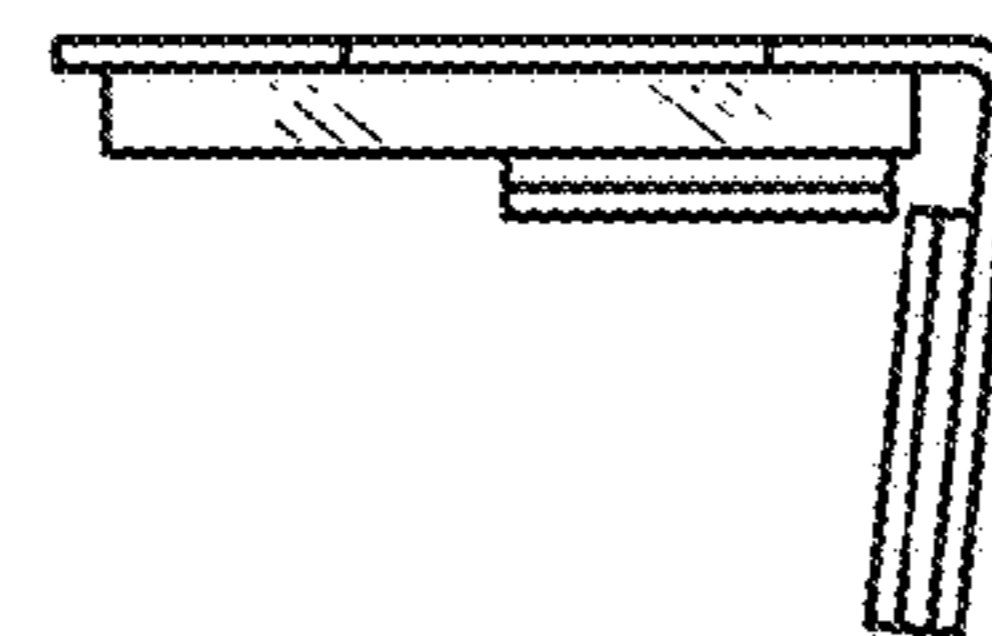
**FIG. 4**



**FIG. 5**



**FIG. 6**



**FIG. 7**