



US00D852587S

(12) **United States Design Patent** (10) **Patent No.:** **US D852,587 S**
Levine (45) **Date of Patent:** **** Jul. 2, 2019**

(54) **COMBINATION COASTER AND RING SIZER**

(71) Applicant: **Robert Levine**, Millstone Township, NJ (US)

(72) Inventor: **Robert Levine**, Millstone Township, NJ (US)

(**) Term: **15 Years**

(21) Appl. No.: **29/599,221**

(22) Filed: **Mar. 31, 2017**

(51) **LOC (11) Cl.** **09-03**

(52) **U.S. Cl.**
USPC **D7/624.1**

(58) **Field of Classification Search**
USPC D7/387, 388, 392.1, 550.1, 554.2–554.4, D7/555, 556, 601, 619.1–625, 637–638, D7/640–641, 672–673, 677; D24/229–230; D19/37, 39–40; D10/64
CPC A47G 23/00; A47G 23/03
See application file for complete search history.

(56) **References Cited**

U.S. PATENT DOCUMENTS

- D56,850 S * 1/1921 Bath D10/64
- D369,281 S * 4/1996 Cowell D7/624.1
- D448,406 S * 9/2001 Lariviere, Jr. D10/64
- D460,365 S * 7/2002 Bloom D10/64
- D471,826 S * 3/2003 Rosenstein D10/64
- D484,911 S * 1/2004 Gorman D19/40
- D603,658 S 11/2009 Burns et al.
- D621,874 S * 8/2010 Voss D19/40
- D625,963 S * 10/2010 Palella D7/624.1
- D637,500 S * 5/2011 Corbin D10/64
- D645,344 S * 9/2011 Liebowitz D9/435
- D645,744 S * 9/2011 Liebowitz D9/435
- D646,163 S * 10/2011 Liebowitz D9/435
- D660,090 S * 5/2012 Lane A47G 23/0306
D7/624.1
- D674,247 S 1/2013 Burns

- D731,247 S * 6/2015 Kamei D7/550.1
- D774,360 S * 12/2016 Piccinini D7/554.2
- D776,485 S * 1/2017 Bradley D7/550.1
- D803,638 S * 11/2017 Murray, Jr. D7/672
- D808,710 S * 1/2018 Goodman D7/388
- 2008/0203264 A1* 8/2008 Lombard A47G 23/03
248/346.11

FOREIGN PATENT DOCUMENTS

CN 201630552225 * 11/2016

OTHER PUBLICATIONS

Vintage Ring Sizer. Online, published date unknown. Retrieved on Feb. 24, 2018 from URL: <https://www.pinterest.se/pin/494340496577237868/>*

* cited by examiner

Primary Examiner — Susan Bennett Hattan
Assistant Examiner — Omeed Agilee
(74) *Attorney, Agent, or Firm* — Gordon Rees Scully Mansukhani, LLP

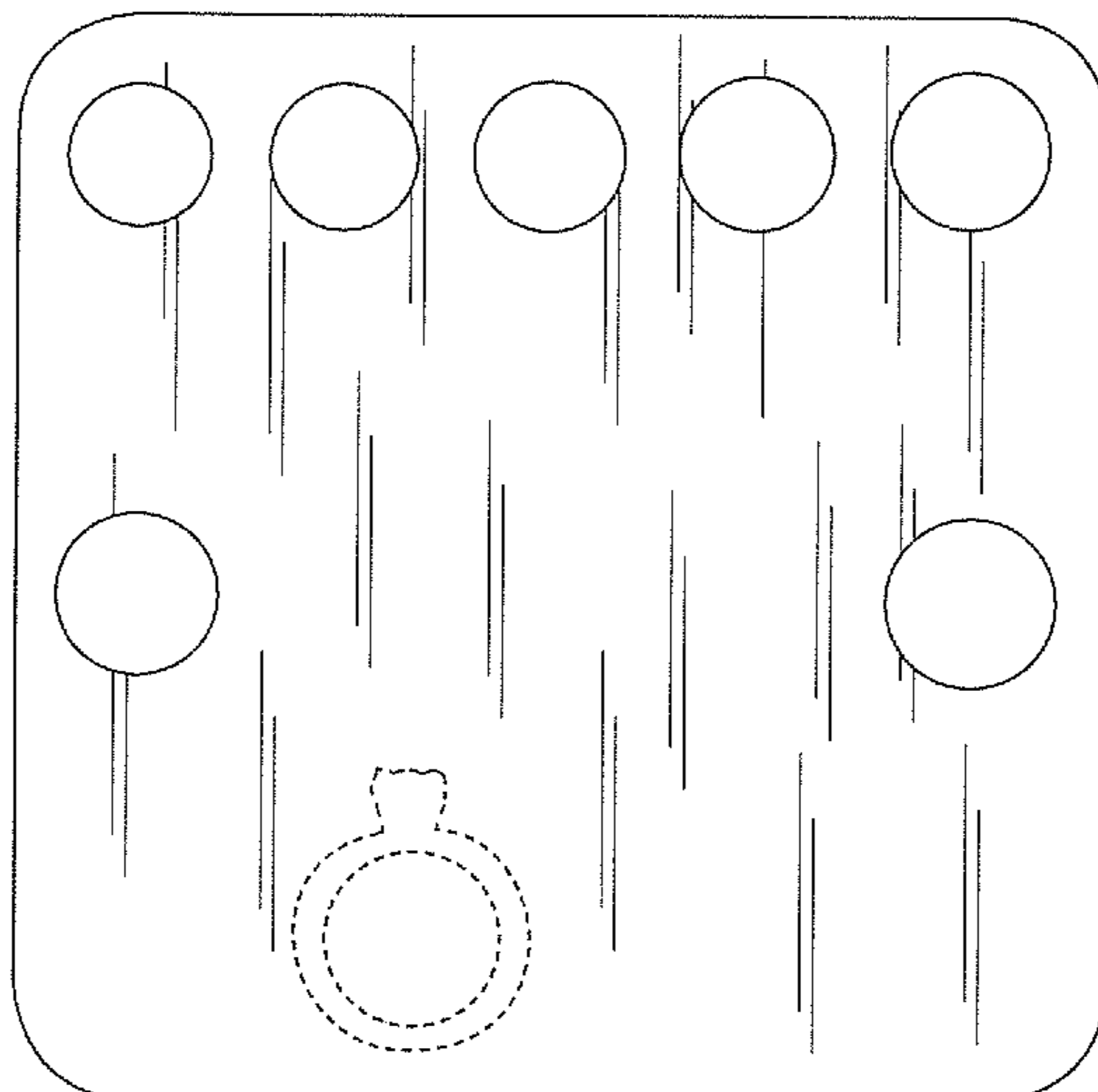
(57) **CLAIM**

The ornamental design for a combination coaster and ring sizer, as shown and described.

DESCRIPTION

FIG. 1 is a top plan view of a combination coaster and ring sizer showing my new design; FIG. 2 is a bottom plan view thereof; and, FIG. 3 is a side elevation view thereof. The broken lines and the area within them depict portions of the combinations coaster and ring sizer that form no part of the claimed design.

1 Claim, 2 Drawing Sheets



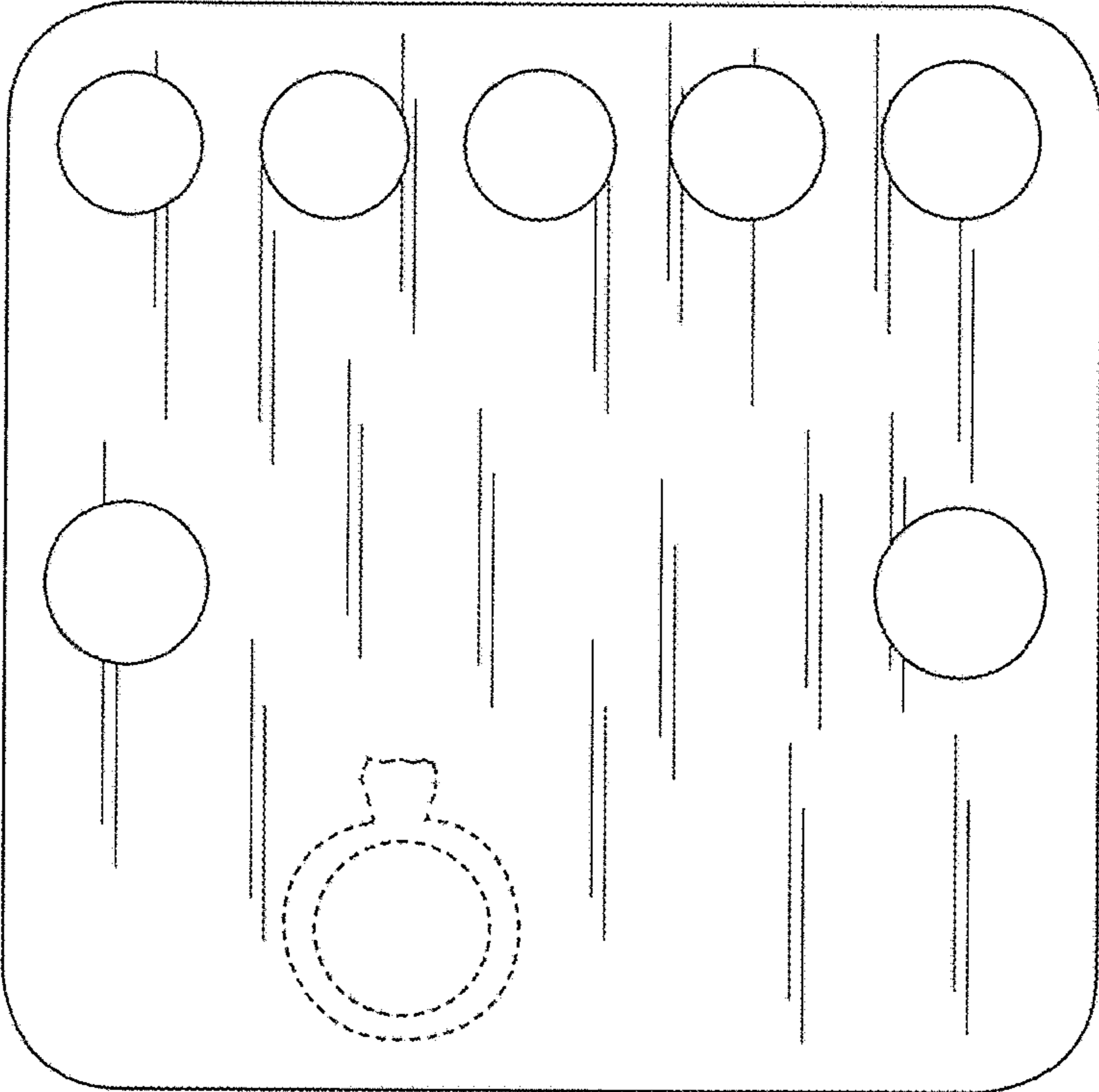


Fig. 1

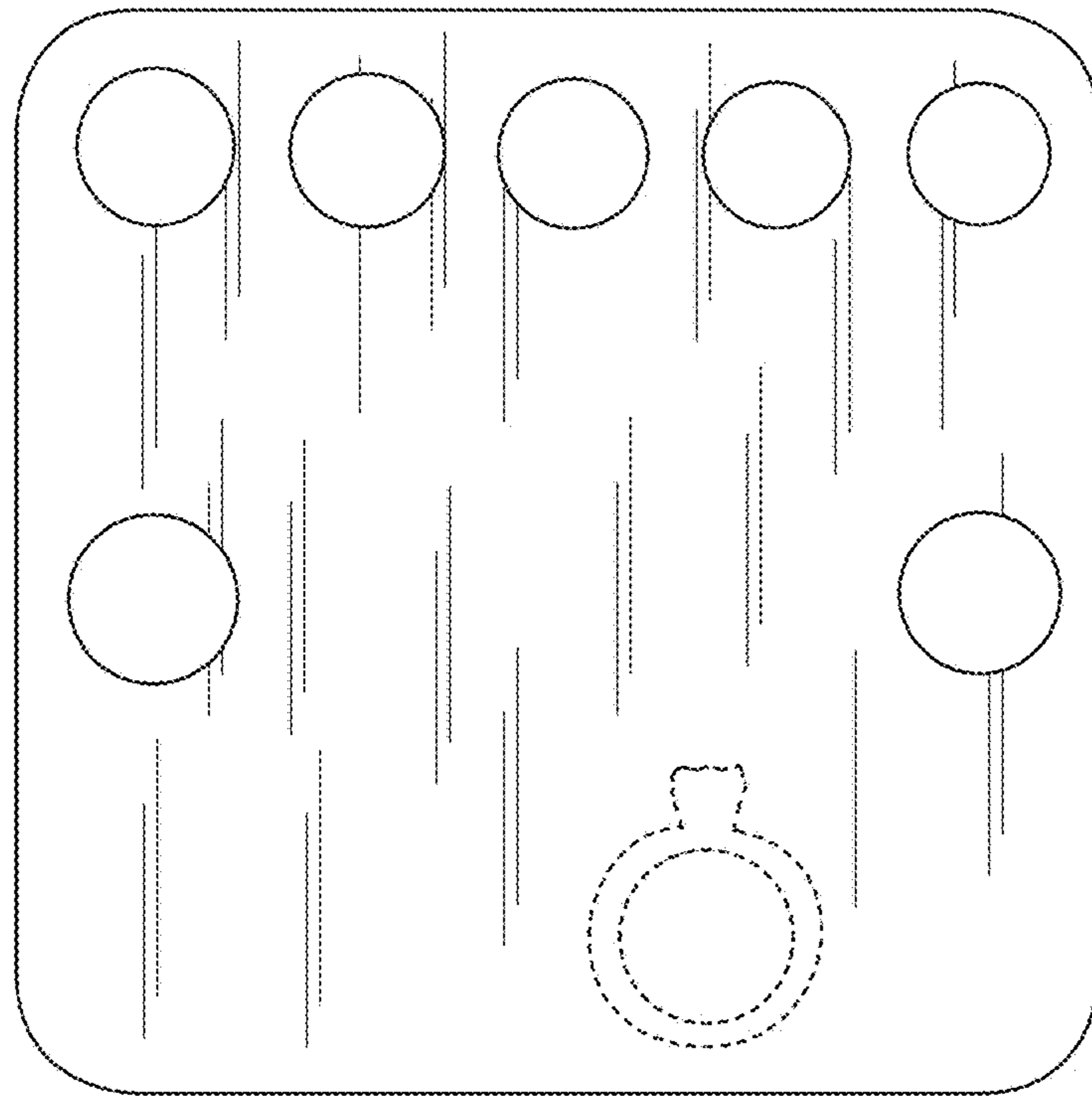


Fig. 2




Fig. 3