



US00D852584S

(12) **United States Design Patent** (10) **Patent No.:** **US D852,584 S**  
**Barber** (45) **Date of Patent:** **\*\* Jul. 2, 2019**

(54) **CONTAINER**

(71) Applicant: **BRADSHAW INTERNATIONAL, INC.**, Rancho Cucamonga, CA (US)

(72) Inventor: **Tom Barber**, Manhattan Beach, CA (US)

(73) Assignee: **BRADSHAW INTERNATIONAL, INC.**, Rancho Cucamonga, CA (US)

(\*\*) Term: **15 Years**

(21) Appl. No.: **29/638,720**

(22) Filed: **Feb. 28, 2018**

(51) **LOC (11) Cl.** ..... **07-01**

(52) **U.S. Cl.**  
USPC ..... **D7/523**

(58) **Field of Classification Search**  
USPC ..... D7/509–511, 523, 536, 560, 565, 590,  
D7/591, 597, 598, 601, 602, 619.1, 629;  
D9/763, 776, 516, 537, 549, 559  
CPC ..... A47G 19/22; A47G 19/2205; A47G  
19/2266; A45F 3/16; A47J 43/27; B65D  
41/04; B65D 43/02  
See application file for complete search history.

(56) **References Cited**

**U.S. PATENT DOCUMENTS**

D669,736 S \* 10/2012 Bodum ..... D7/510  
D747,928 S \* 1/2016 Herbst ..... D7/510  
D774,358 S \* 12/2016 Joseph ..... D7/510  
D774,911 S \* 12/2016 Herbst ..... D7/396.2  
D774,912 S \* 12/2016 Herbst ..... D7/624.2

D790,279 S \* 6/2017 Izen ..... D7/523  
D794,390 S \* 8/2017 Boettcher Sebben ..... D7/510  
D795,648 S \* 8/2017 Lapsker ..... D7/523  
D804,252 S \* 12/2017 Guthrie ..... D7/523  
D829,506 S \* 10/2018 Breit ..... D7/510  
D830,784 S \* 10/2018 Moore ..... D7/608  
D831,434 S \* 10/2018 Washburn ..... D7/608  
2015/0164255 A1 \* 6/2015 Coon ..... B65D 47/241  
220/254.3

\* cited by examiner

*Primary Examiner* — Derrick E Holland

*Assistant Examiner* — Andrew Kerr

(74) *Attorney, Agent, or Firm* — Birch, Stewart, Kolasch & Birch, LLP

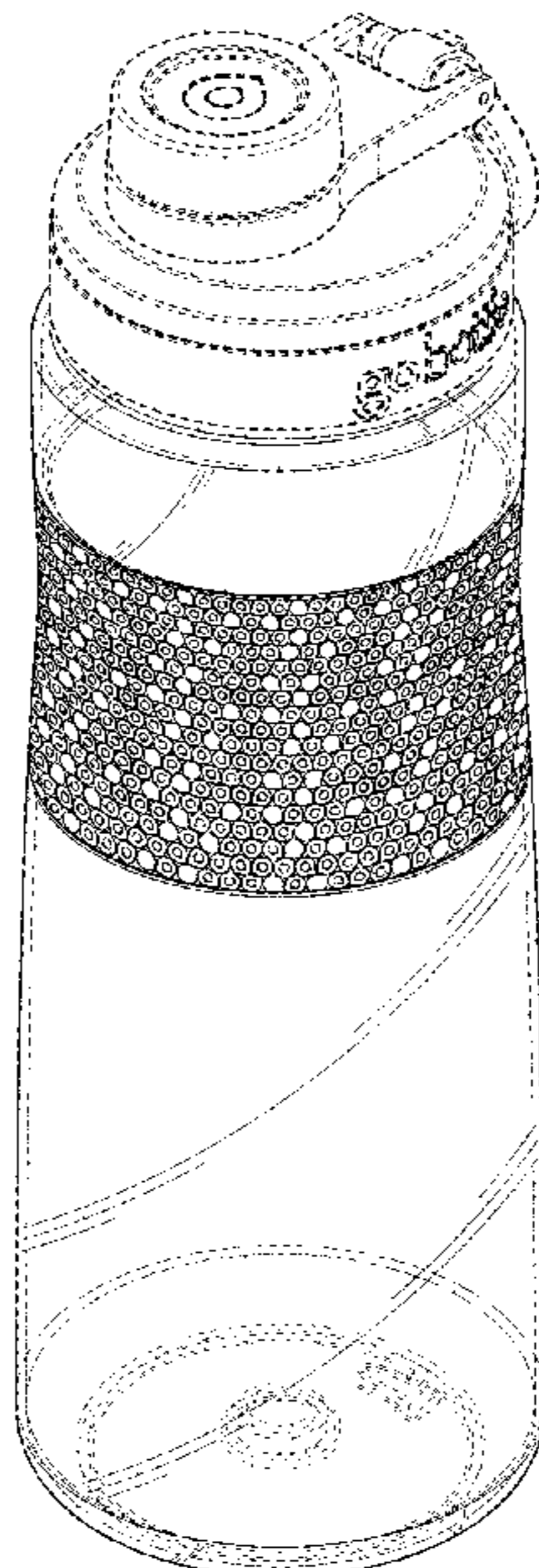
(57) **CLAIM**

The ornamental design for a container, as shown and described.

**DESCRIPTION**

FIG. 1 is a front, top, right perspective view of a container showing my new design;  
FIG. 2 is a front view thereof;  
FIG. 3 is a rear view thereof;  
FIG. 4 is a left side view thereof;  
FIG. 5 is a right side view thereof;  
FIG. 6 is a top plan view thereof; and,  
FIG. 7 is a bottom plan view thereof.  
The broken lines in the Figures are for the purpose of illustrating portions of the container and form no part of the claimed design.

**1 Claim, 6 Drawing Sheets**



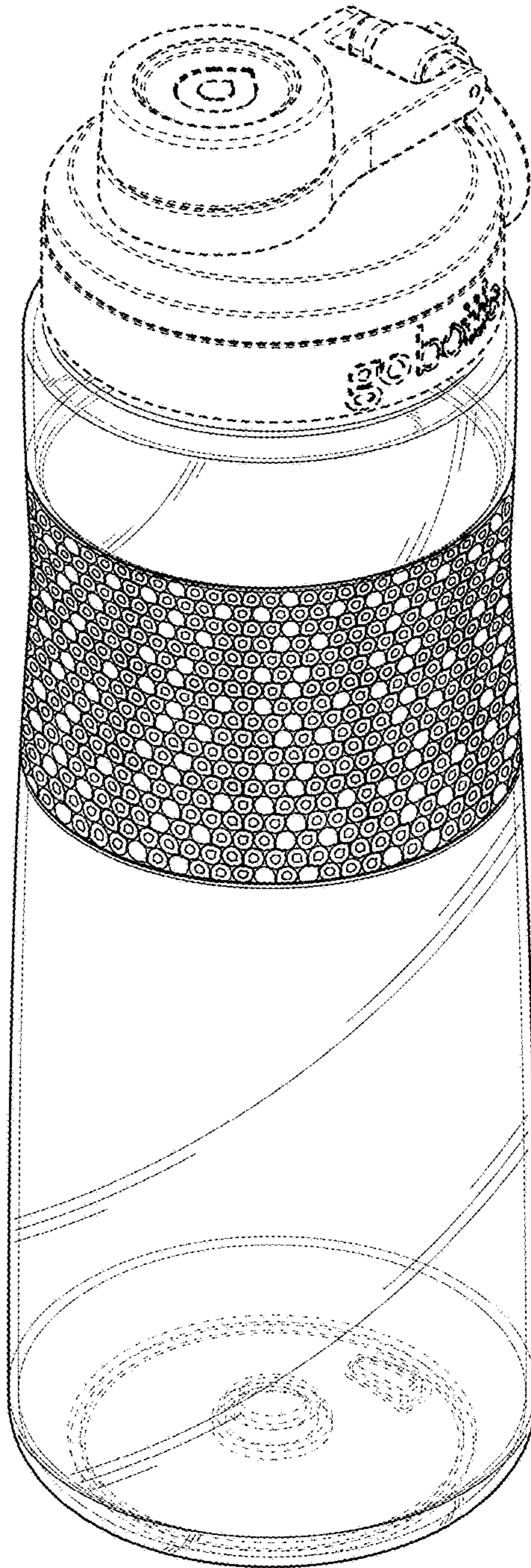


FIG. 1

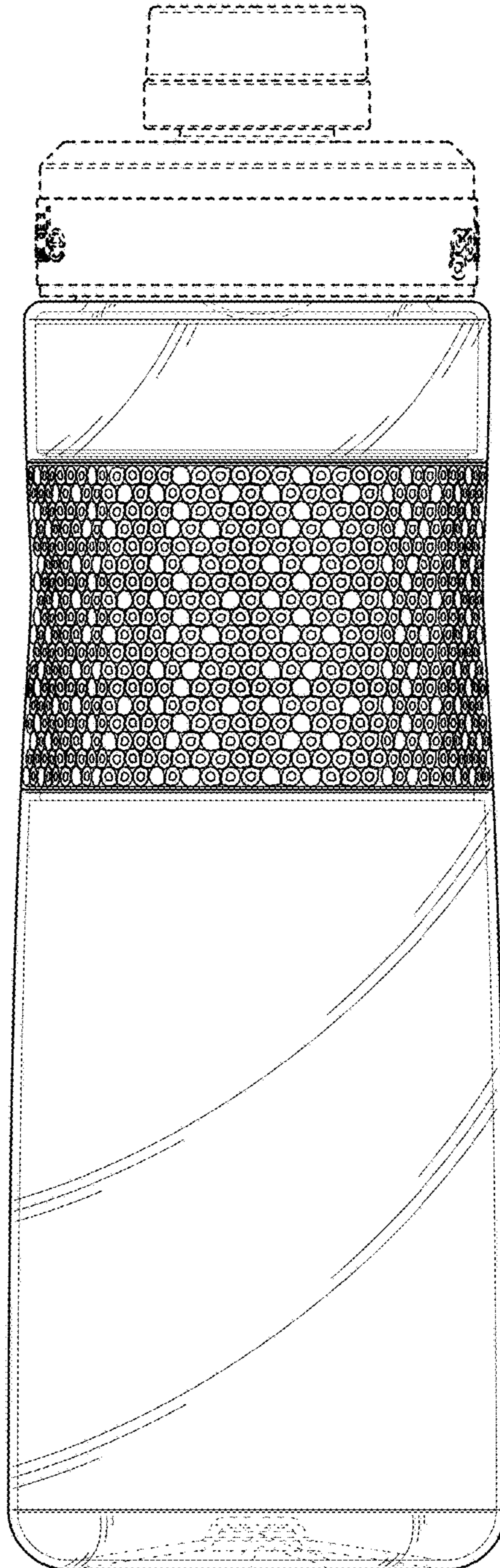


FIG. 2



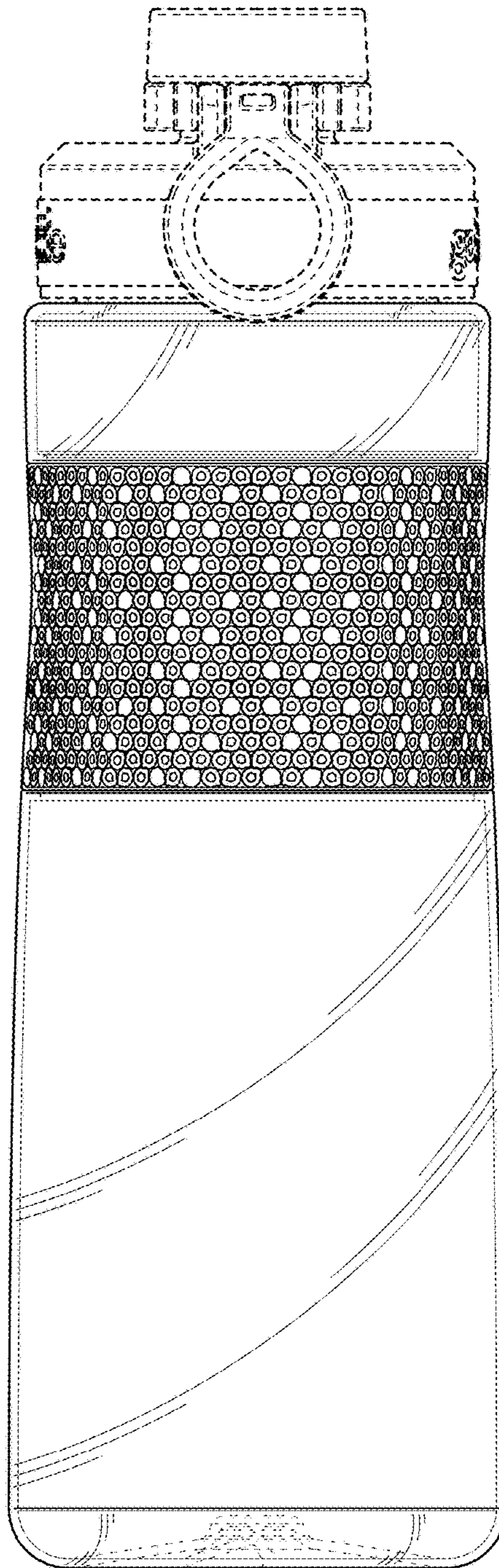


FIG. 3

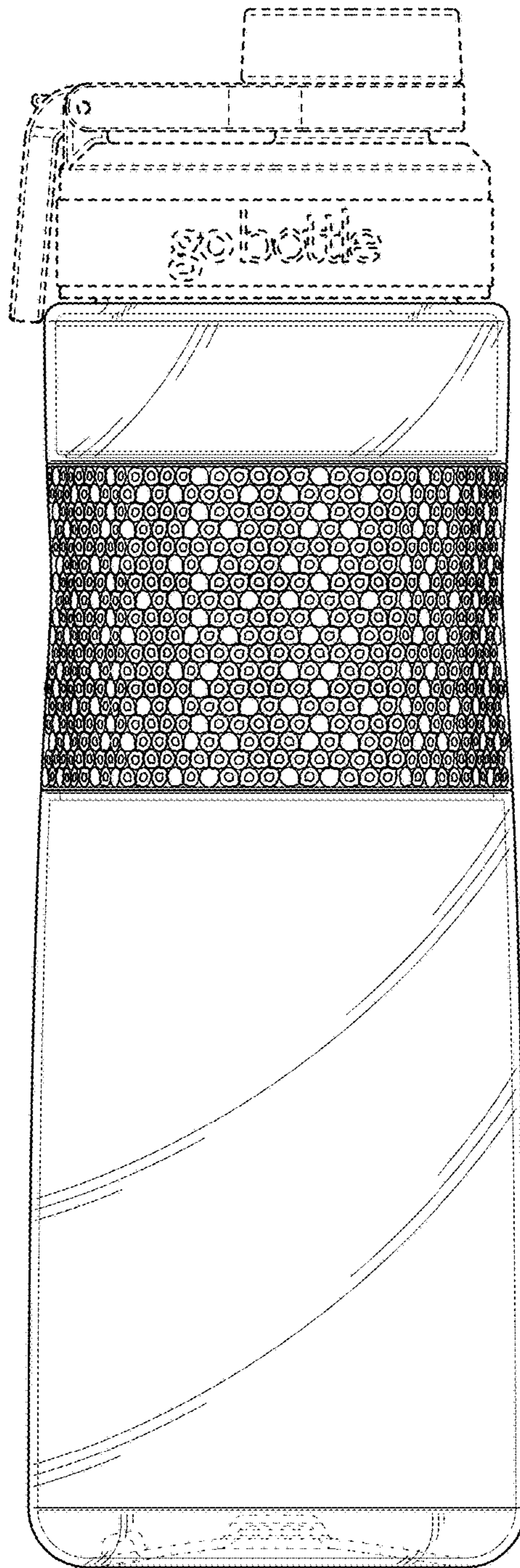


FIG. 4

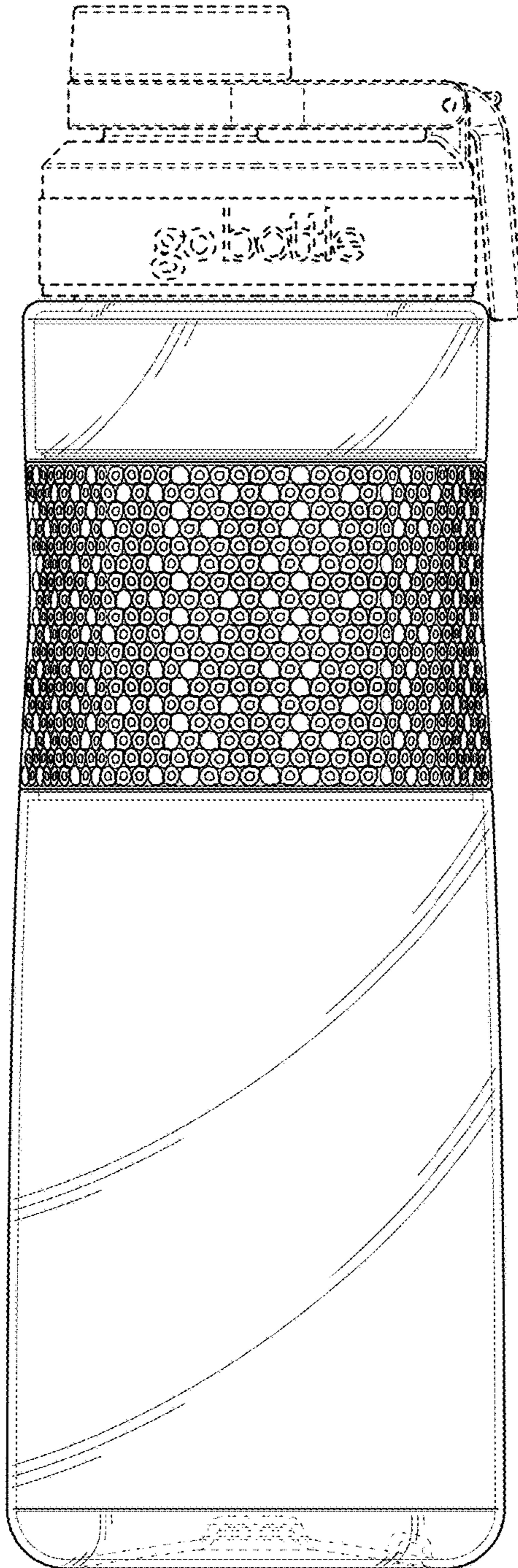


FIG. 5



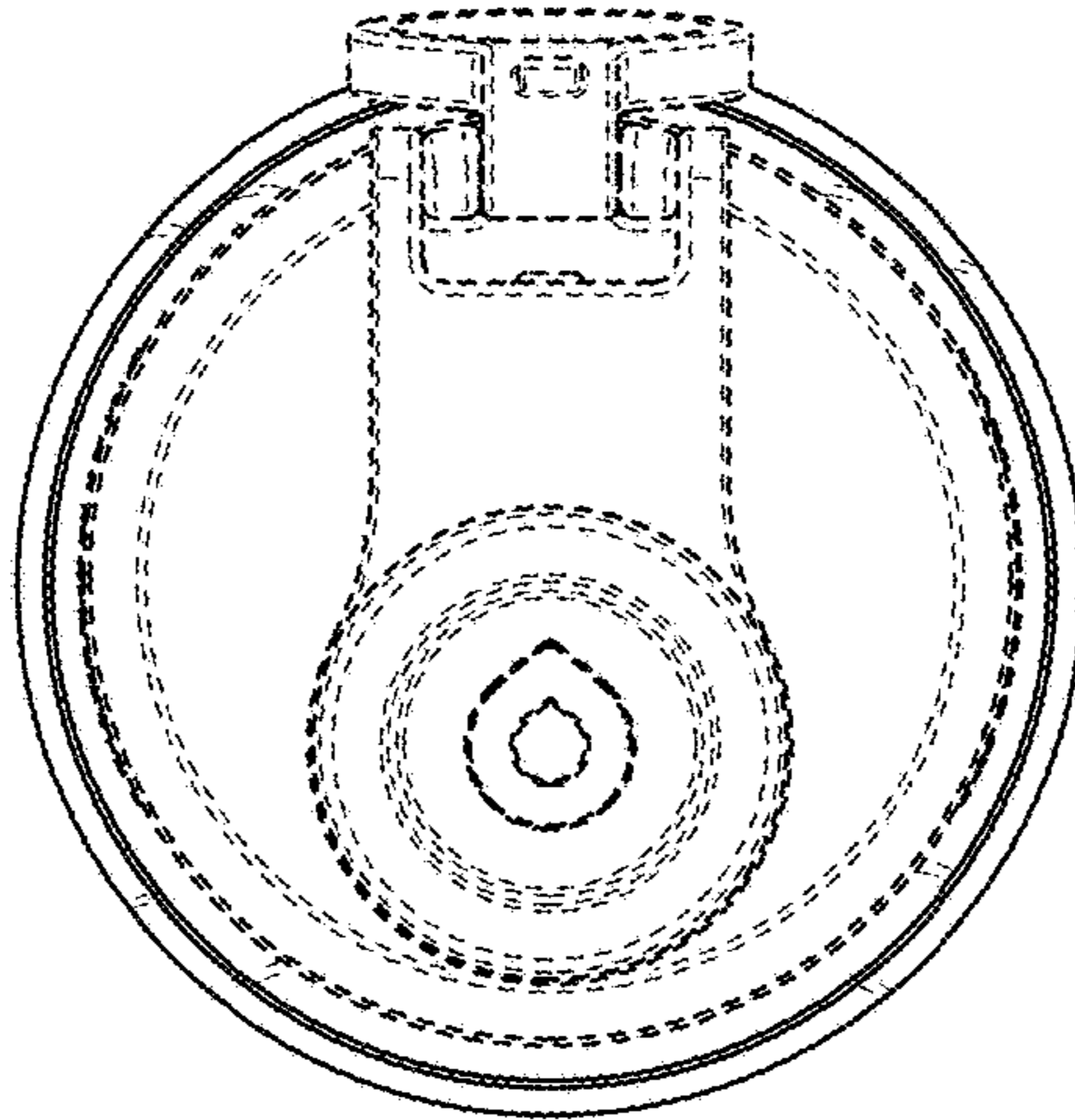


FIG. 6

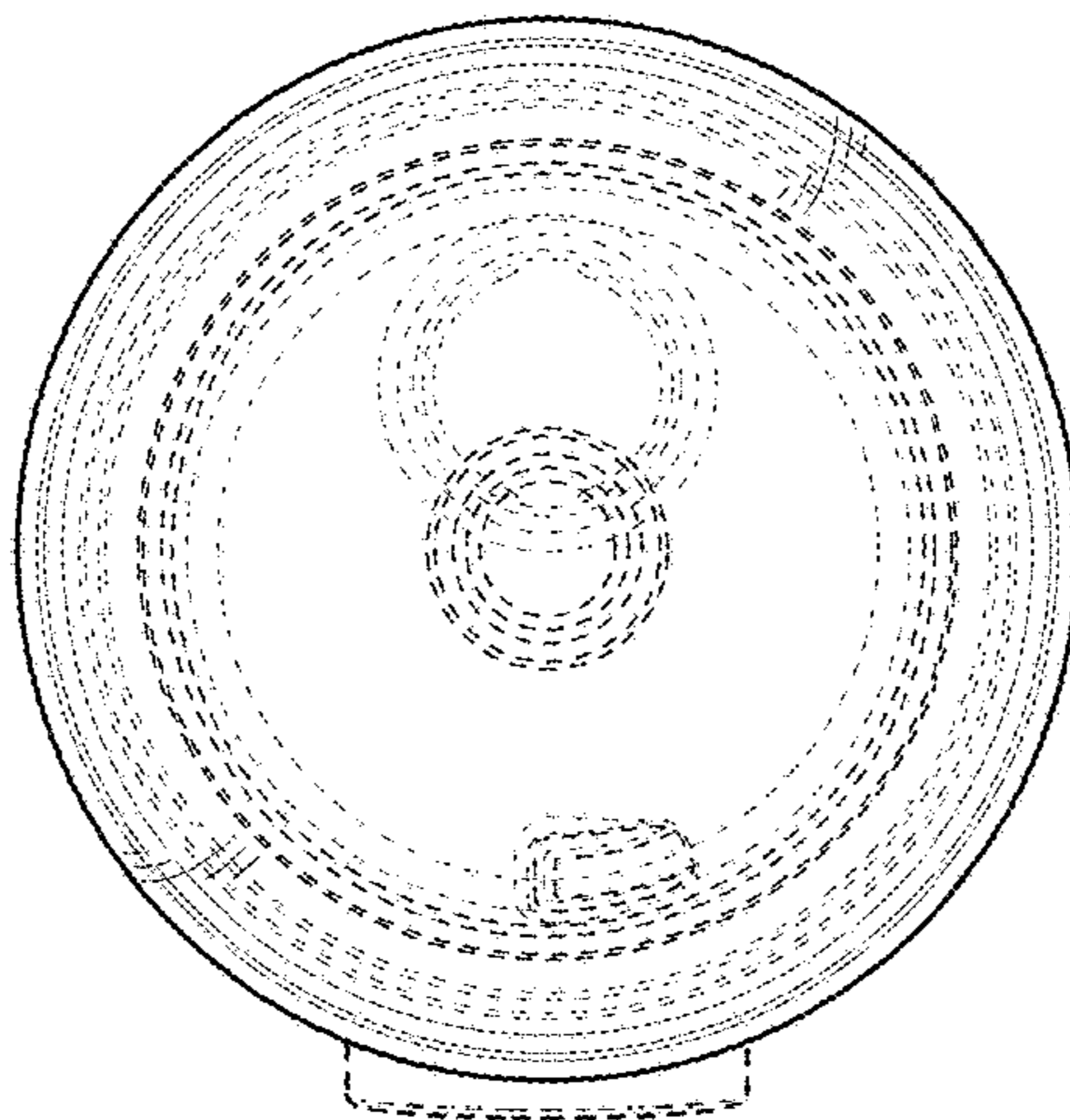


FIG. 7