



US00D852581S

(12) **United States Design Patent**
Hackley

(10) **Patent No.:** **US D852,581 S**

(45) **Date of Patent:** **** Jul. 2, 2019**

(54) **COOKING GRILL**

(71) Applicant: **Michael Fitzgerald Hackley**, Baton Rouge, LA (US)

(72) Inventor: **Michael Fitzgerald Hackley**, Baton Rouge, LA (US)

(**) Term: **15 Years**

(21) Appl. No.: **29/592,516**

(22) Filed: **Jan. 31, 2017**

(51) **LOC (11) Cl.** **07-02**

(52) **U.S. Cl.**
USPC **D7/409**

(58) **Field of Classification Search**
USPC D3/304; D7/323, 332, 335-337, D7/354-355, 359-364, 387-388, 402, D7/407-409; D9/456; D23/365, 386
CPC A21B 2/00; A21B 3/00; A21B 3/13; A21B 3/15; A21B 5/00; A21B 5/02; A23N 12/06; A23N 12/08; A23N 12/10; A47J 37/00; A47J 37/01; A47J 37/04; A47J 37/041; A47J 37/042; A47J 37/06; A47J 37/067; A47J 37/0688; A47J 37/0694; A47J 37/07; A47J 37/0704; A47J 37/10; A47J 47/20; A47J 2037/00; A47J 2037/06; A47J 2037/0611; A47J 2037/07; A47J 2037/0786; A47J 2037/0795; B65D 65/44; F24C 15/10; F24C 15/12; F24C 15/14; F24C 15/16; F24C 15/164; F24C 15/18

See application file for complete search history.

(56) **References Cited**

U.S. PATENT DOCUMENTS

2,744,624 A * 5/1956 Hoogstoel B65D 65/44
156/208
D188,501 S * 8/1960 Wood D7/359

D311,339 S * 10/1990 Weed D7/359
D312,125 S * 11/1990 Epner D23/386
D340,835 S * 11/1993 Lupa D7/402
D344,434 S * 2/1994 Endara D7/402
D364,995 S * 12/1995 Koziol D7/409
D579,719 S * 11/2008 King D7/409
D610,405 S * 2/2010 McConnell D7/409
D655,804 S * 3/2012 Platt D23/365
D669,685 S * 10/2012 Legreca D3/304
8,813,738 B2 * 8/2014 Ahmed A47J 37/0694
126/25 R
D779,877 S * 2/2017 Atlaw A47J 37/0786
D7/409

* cited by examiner

Primary Examiner — Ricky Pham

(74) *Attorney, Agent, or Firm* — Robert Devin Ricci;
Kean Miller LLP

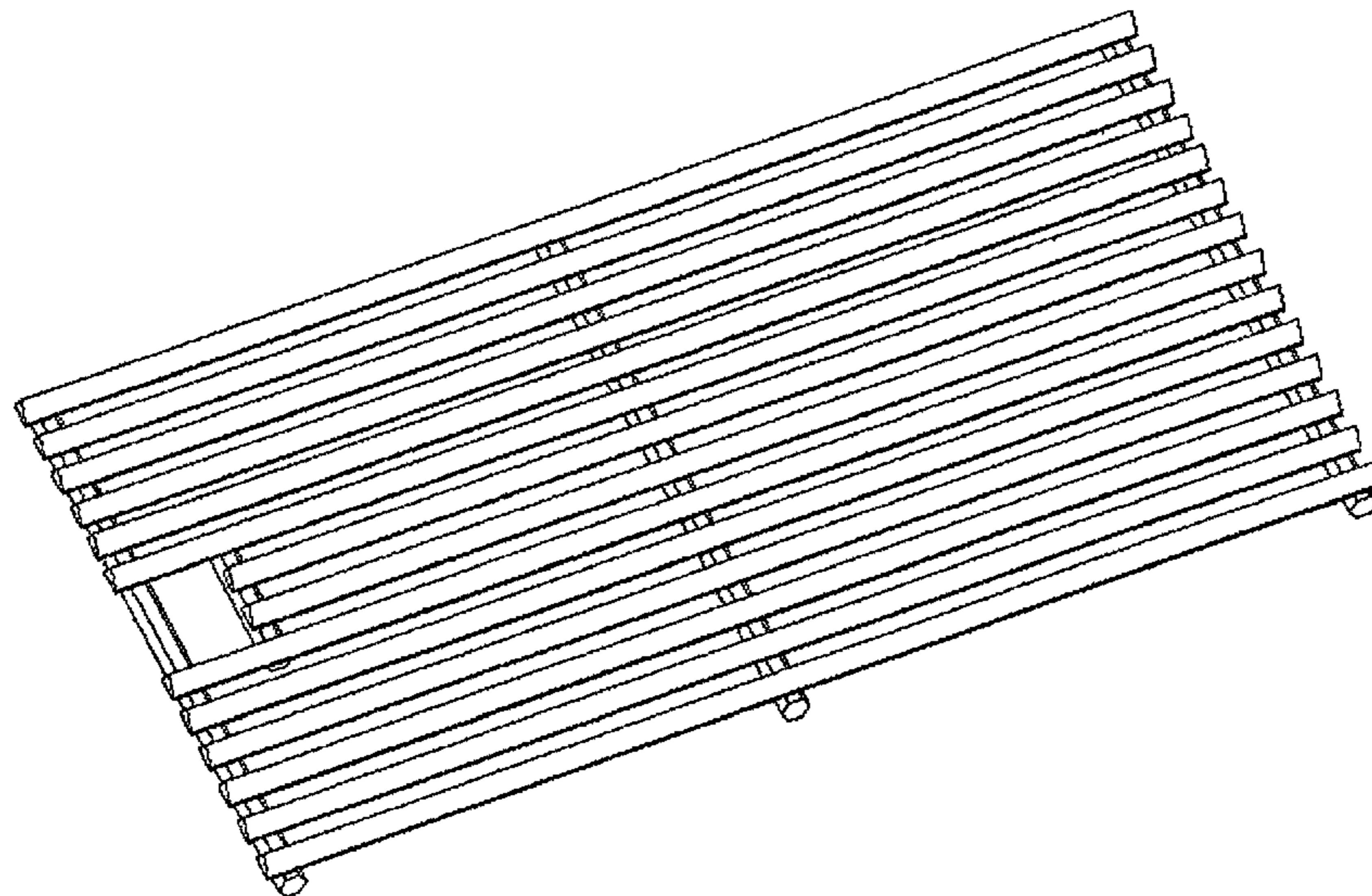
(57) **CLAIM**

The ornamental design for a cooking grill, as shown and described.

DESCRIPTION

FIG. 1 is an upper front perspective view of the cooking grill showing my new design;
FIG. 2 is a top plan view thereof;
FIG. 3 is a front elevational view thereof;
FIG. 4 is a bottom view thereof;
FIG. 5 is a rear elevation view thereof;
FIG. 6 is a right side elevational view thereof; and,
FIG. 7 is a left side elevational view thereof.

1 Claim, 3 Drawing Sheets



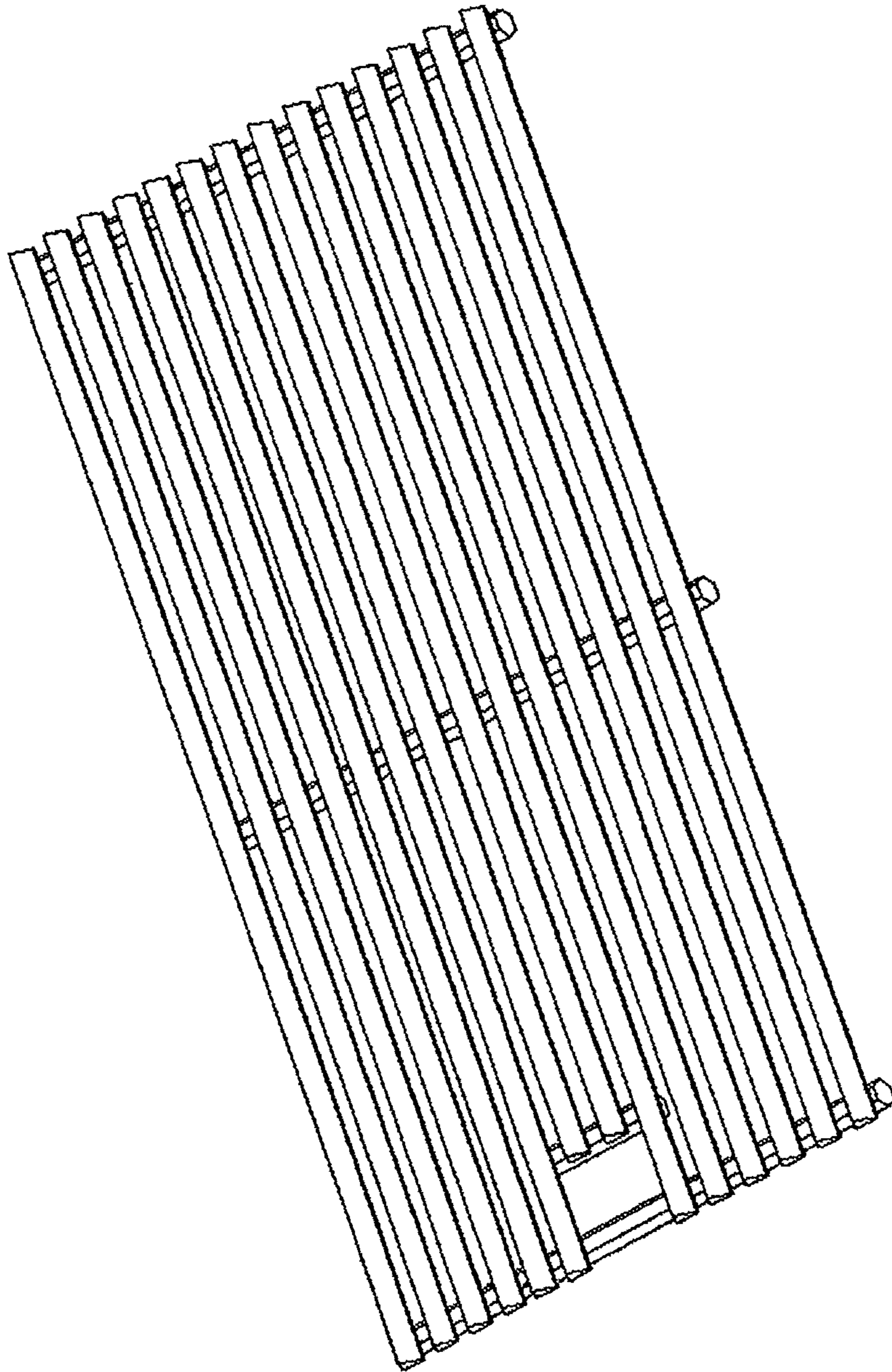


FIG. 1




FIG. 2

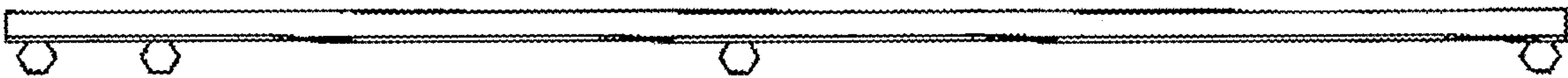


FIG. 3




FIG. 4




FIG. 5



FIG. 6




FIG. 7