



US00D852559S

(12) **United States Design Patent**
Eteläaho et al.

(10) **Patent No.:** **US D852,559 S**
(45) **Date of Patent:** **** Jul. 2, 2019**

- (54) **COMBINED SHELVING AND RACK SYSTEM**
- (71) Applicant: **Notta Systems Oy**, Seinäjoki (FI)
- (72) Inventors: **Janne Eteläaho**, Tuomikylä (FI); **Jari Kinnari**, Laihia (FI)
- (73) Assignee: **NOTTA SYSTEMS OY**, Seinäjoki (FI)
- (**) Term: **15 Years**
- (21) Appl. No.: **29/595,543**
- (22) Filed: **Feb. 28, 2017**

- 3,664,063 A * 5/1972 Ware A01G 9/022
108/23
- 3,827,376 A * 8/1974 Solomon A47B 31/04
108/177
- D242,751 S * 12/1976 Wells D6/680
- D243,906 S * 4/1977 Ware D11/144
- D258,790 S * 4/1981 Ovitz, III D6/682
- D269,754 S * 7/1983 Kates D6/675.1
- D272,027 S * 1/1984 Hagberg D6/678.3
- D272,400 S * 1/1984 Persch D6/629
- D281,381 S * 11/1985 Moher, Jr. D6/661.2
- D295,931 S * 5/1988 Bezzerides D6/675.2
- D367,372 S * 2/1996 Eng D6/672
- D367,374 S * 2/1996 Gerber D6/657
- D396,968 S * 8/1998 Gongora D6/672
- D400,738 S * 11/1998 Bustos D6/672
- D402,133 S * 12/1998 Anderson D6/657
- 5,987,812 A * 11/1999 Knell A47G 7/041
47/18
- D437,708 S * 2/2001 Bargmann D6/673

- (30) **Foreign Application Priority Data**
- Aug. 30, 2016 (EM) 003357359-0003
- (51) **LOC (11) Cl.** **06-04**
- (52) **U.S. Cl.**
- USPC **D6/681.2**
- (58) **Field of Classification Search**
- USPC D6/657, 662, 663, 668, 668.1, 672, 675,
D6/675.1-675.4
- CPC A47B 43/00; A47B 46/00; A47B 43/003;
A47B 46/005; A47B 47/00; A47B 49/00;
A47B 57/00; A47F 5/00; A47F 5/0018;
A47F 5/01; A47F 5/16; A47F 7/00
- See application file for complete search history.

- (56) **References Cited**
- U.S. PATENT DOCUMENTS**
- 1,698,974 A * 1/1929 Vance A47B 81/005
211/135
- D115,103 S * 6/1939 Erickson et al. D6/675.2
- D116,797 S * 9/1939 Erickson et al. D6/675.1
- D196,624 S * 10/1963 Gelles et al. D6/675.1
- 3,538,862 A * 11/1970 Patriarca A47B 57/485
108/144.11

(Continued)

Primary Examiner — John Windmuller
Assistant Examiner — Steven J Czyz
 (74) *Attorney, Agent, or Firm* — Fisherbroyles, LLP

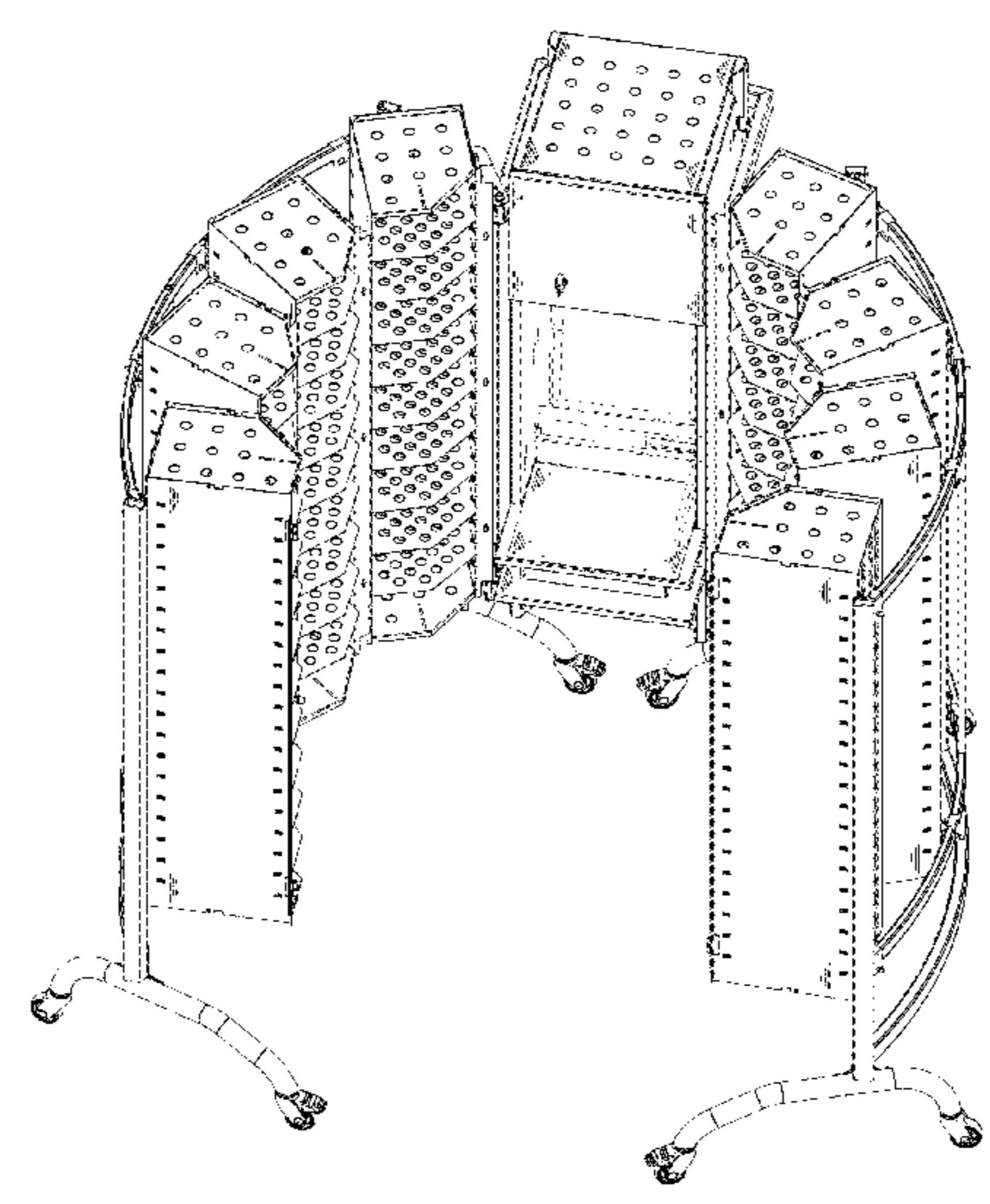
(57) **CLAIM**

The ornamental design for a combined shelving and rack system, as shown and described.

DESCRIPTION

FIG. 1 is a front perspective view of a combined shelving and rack system;
 FIG. 2 is a rear perspective view thereof;
 FIG. 3 is a front view thereof;
 FIG. 4 is a rear view thereof;
 FIG. 5 is a right side view thereof;
 FIG. 6 is a top view thereof; and,
 FIG. 7 is a bottom view thereof.
 The broken lines depict portions of the article that form no part of the claimed design.

1 Claim, 7 Drawing Sheets



(56)

References Cited

U.S. PATENT DOCUMENTS

6,267,064 B1 * 7/2001 Ostertag A47B 13/021
108/108
D486,982 S * 2/2004 Hessel D6/675.4
D498,607 S * 11/2004 Hocking D6/675.2
D573,811 S * 7/2008 Weigand D6/682
D598,220 S * 8/2009 Sparkowski D6/675.2
D732,304 S * 6/2015 Nunez D6/405
D781,080 S * 3/2017 Jordan D6/675.1

* cited by examiner

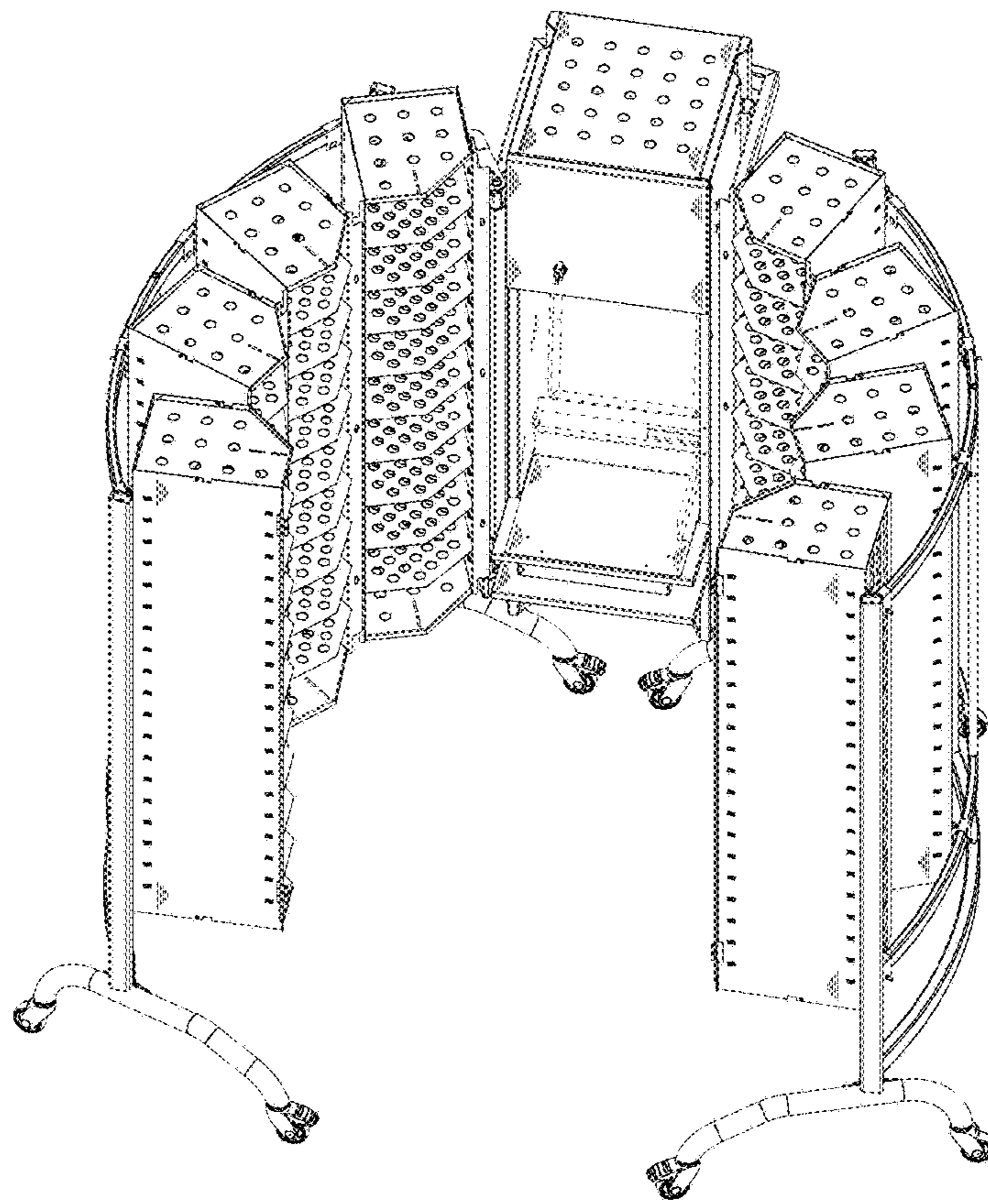


Fig. 1

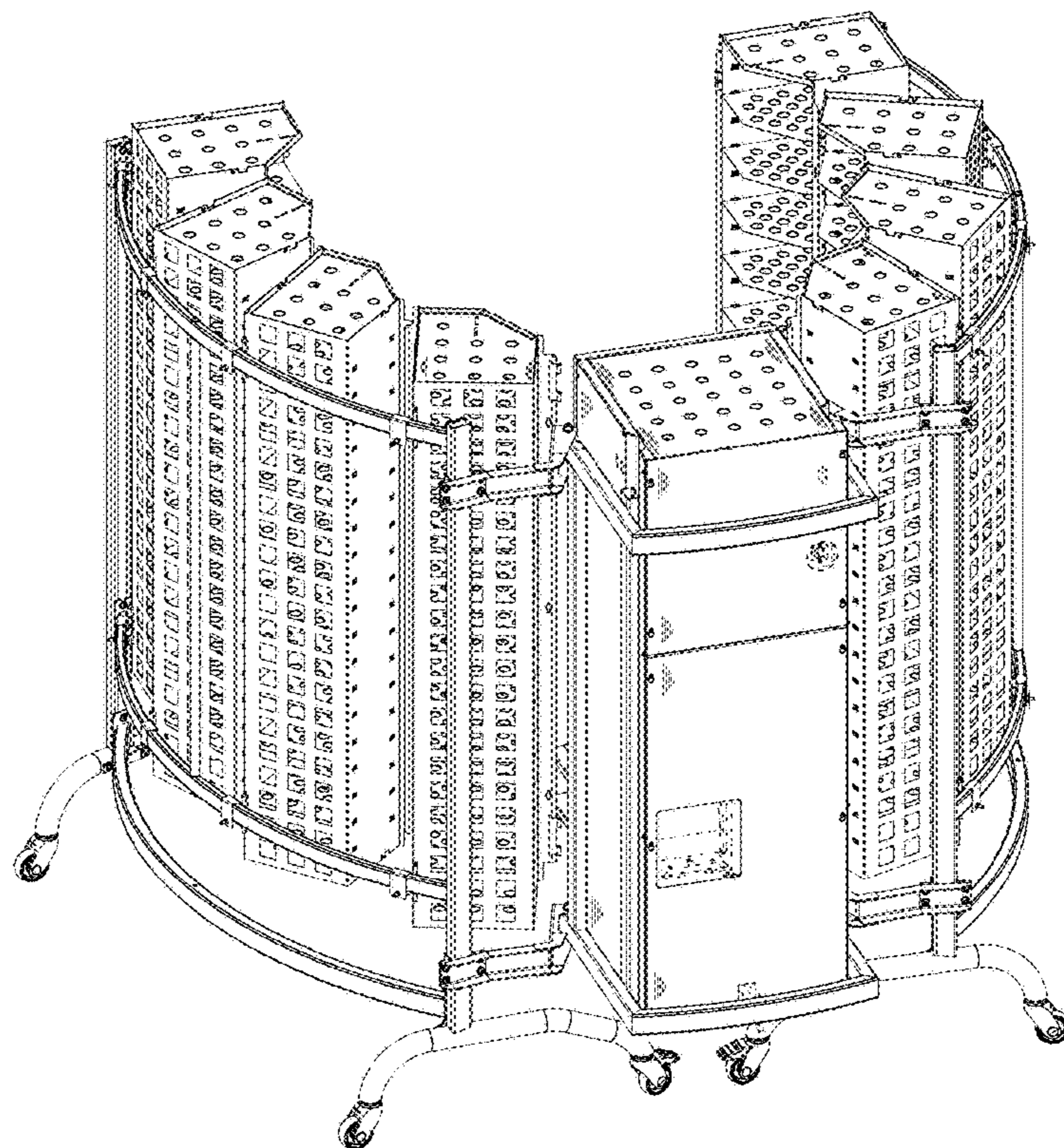


Fig. 2

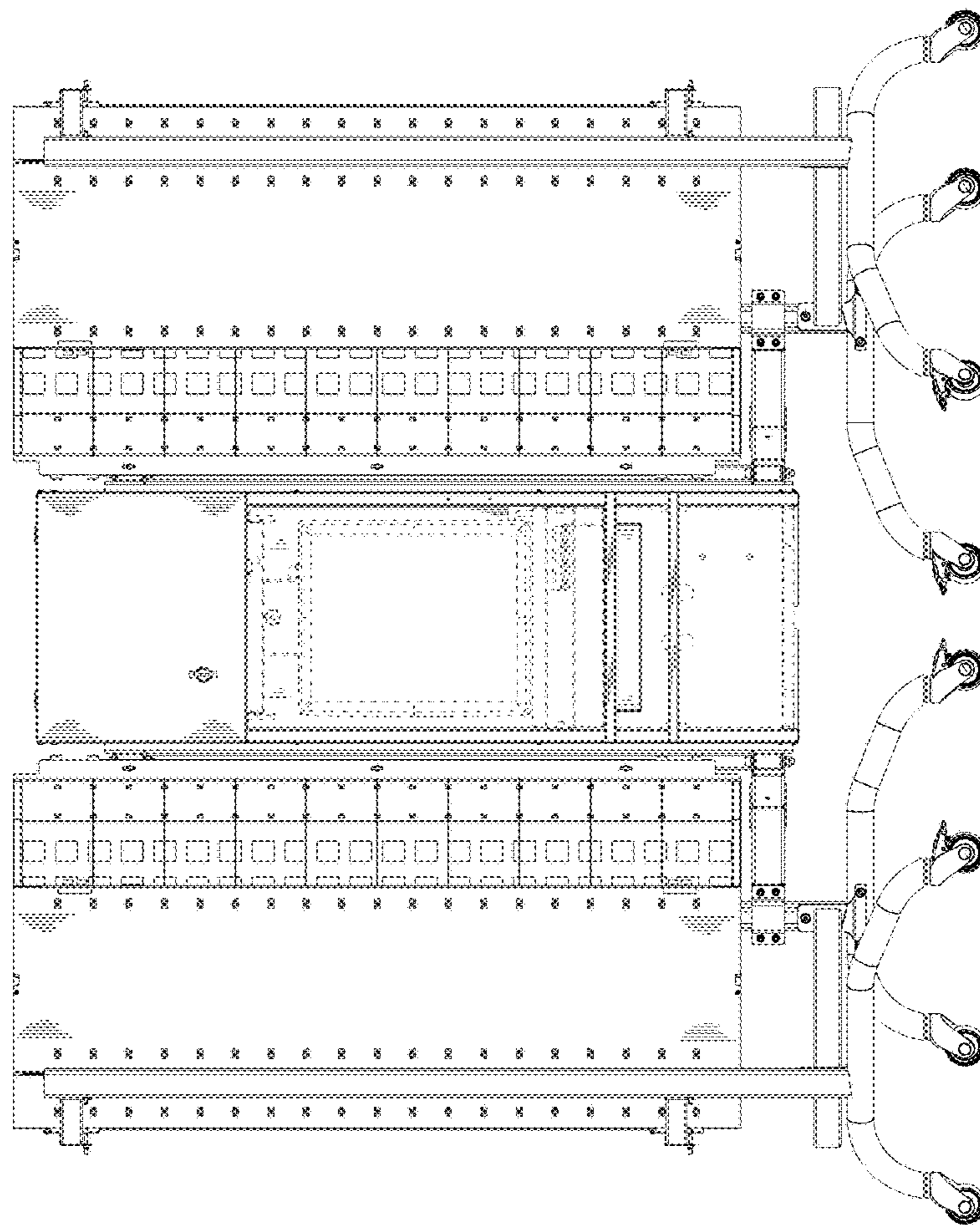


Fig. 3

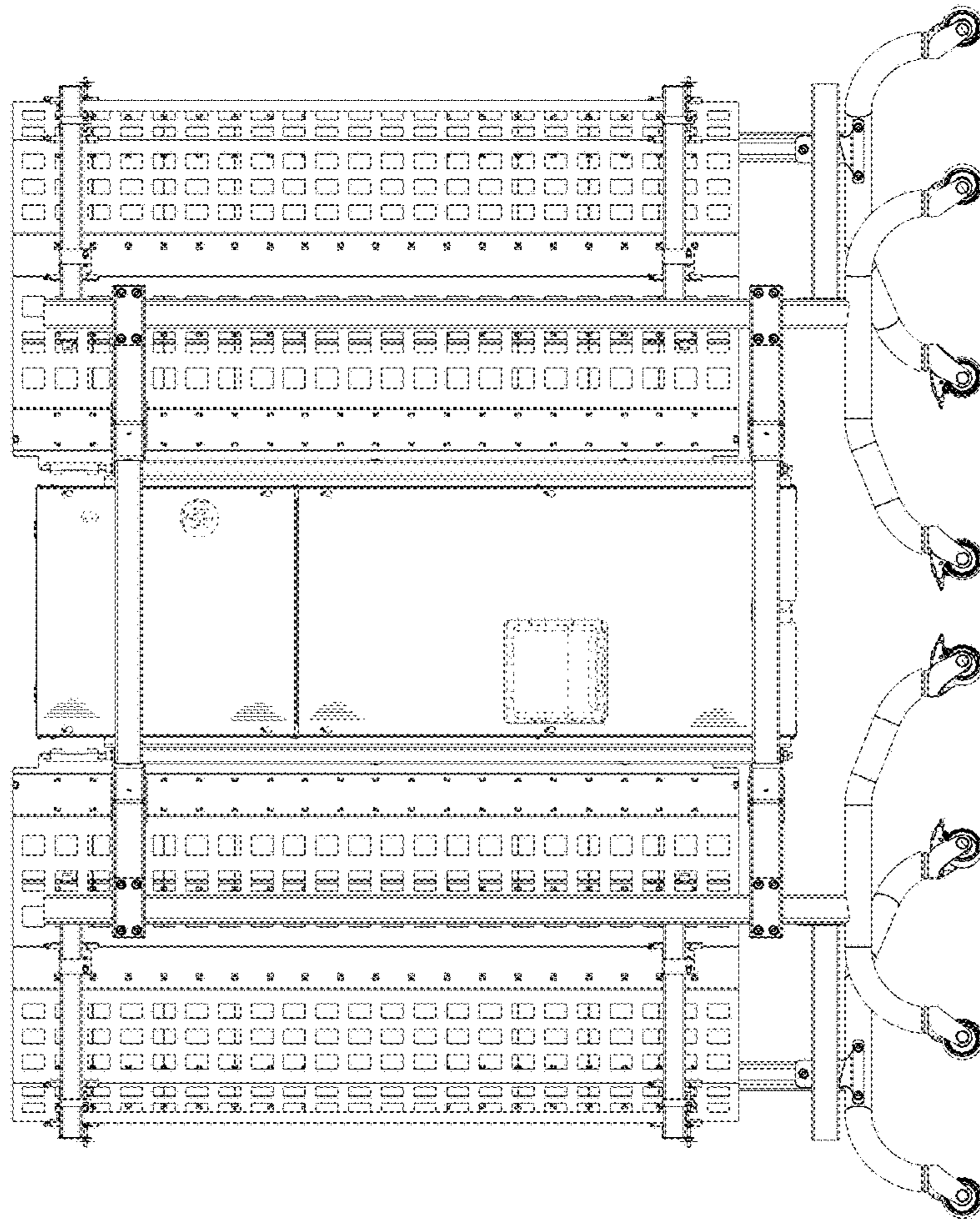


Fig. 4

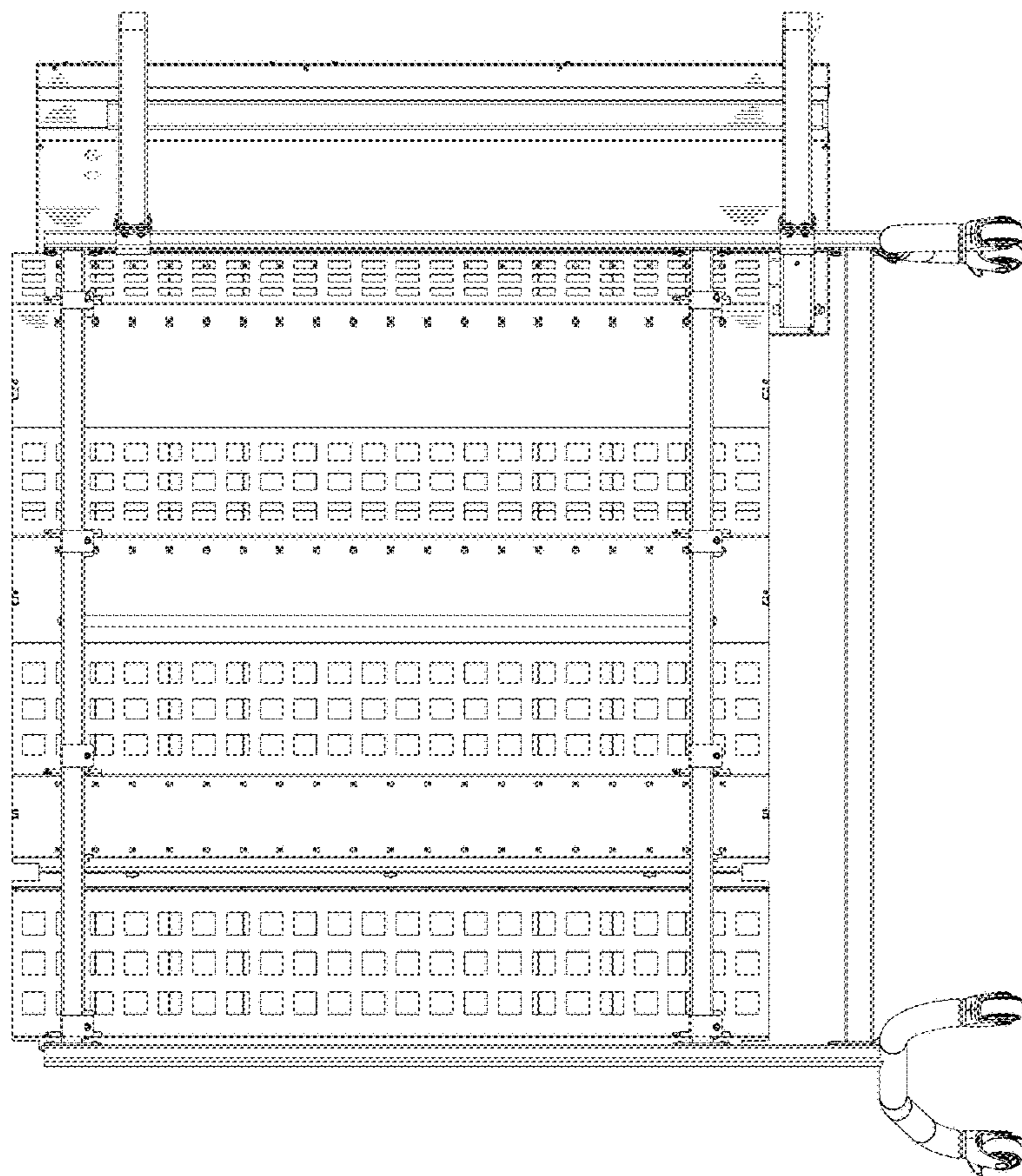


Fig. 5

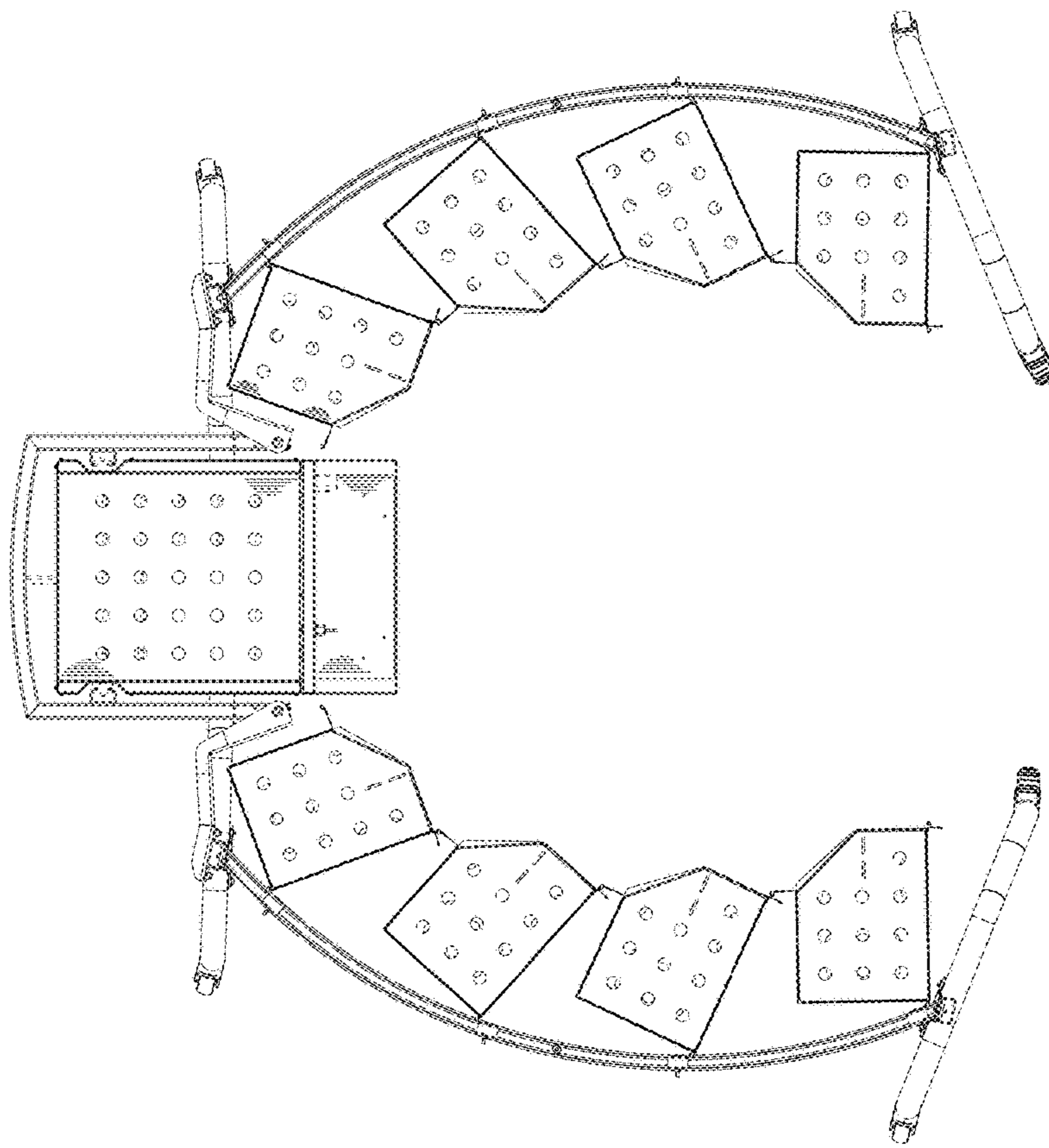


Fig. 6

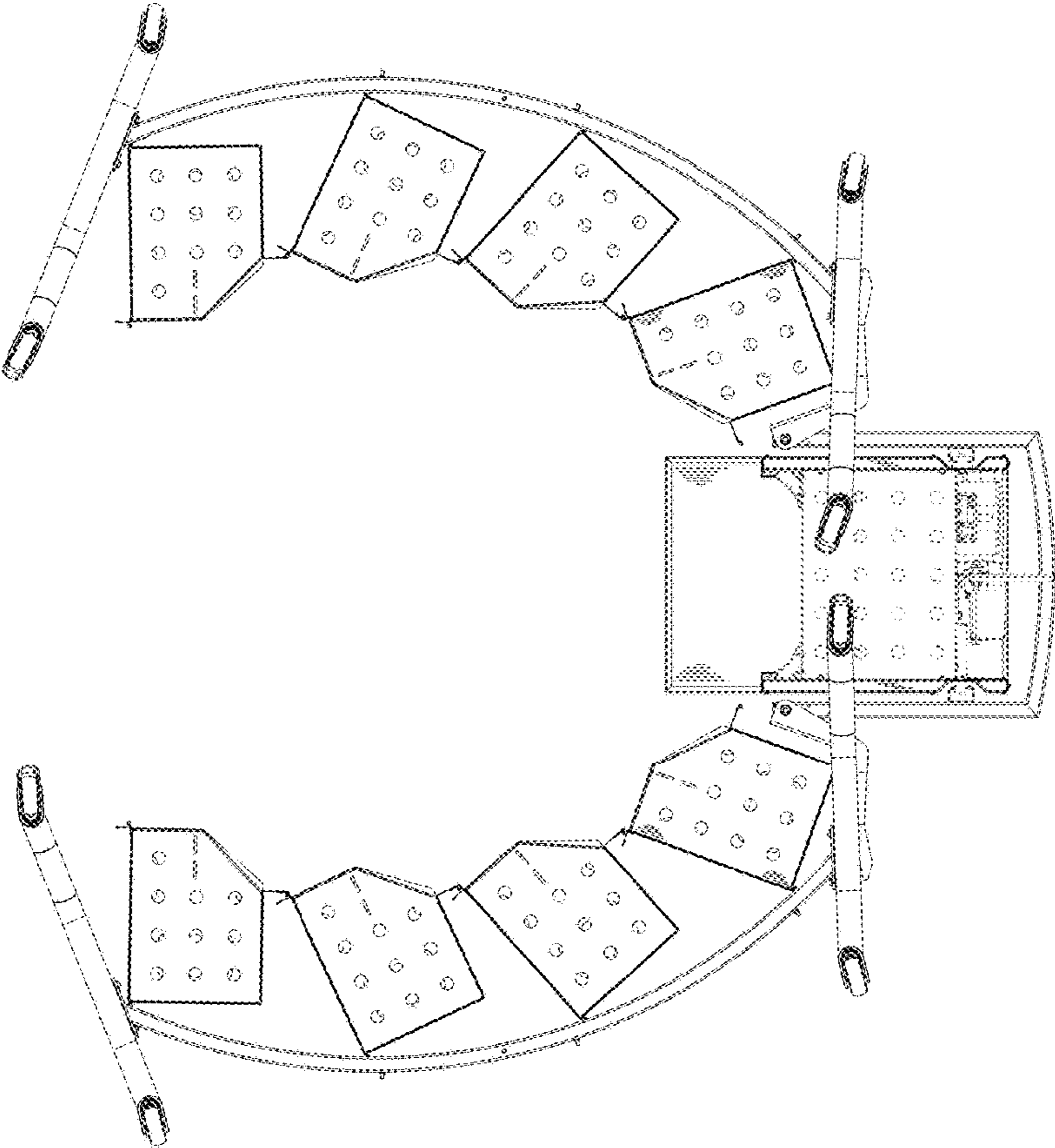


Fig. 7