



US00D852514S

(12) **United States Design Patent** (10) **Patent No.:** **US D852,514 S**
Toelke et al. (45) **Date of Patent:** **** Jul. 2, 2019**

(54) **LINER FOR ADHESIVE FILM**
(71) Applicant: **tesa SE**, Norderstedt (DE)
(72) Inventors: **Hannes Toelke**, Norderstedt (DE); **Nils Thebud**, Norderstedt (DE)
(73) Assignee: **tesa SE** (DE)
(**) Term: **15 Years**
(21) Appl. No.: **29/631,527**
(22) Filed: **Dec. 29, 2017**
(51) **LOC (11) Cl.** **05-06**
(52) **U.S. Cl.**
USPC **D5/59; D5/53; D5/56**
(58) **Field of Classification Search**
USPC D5/1-4, 6, 7, 11, 16, 19, 20, 23, 32, 43, D5/44, 46-64, 66, 99; D6/578, 582-584, D6/587, 592, 600, 602, 603, 610, 613, D6/615; D19/1, 5; D25/105, 110-112, D25/138, 140, 149, 151; D32/40; D2/947, 951, 953, 960
CPC ... B31F 1/00; B31F 1/07; B32B 3/266; B32B 5/024; B44F 1/00; B44F 1/02; B44F 1/08; B44F 1/10; B44F 5/00; B44F 7/00; B44F 9/00; B44F 9/04; B44F 11/00; B44F 11/02; B44F 11/04; D03D 1/00; D04H 1/00; D04H 1/02; D10B 2503/04; D21H 27/02
See application file for complete search history.

(56) **References Cited**
U.S. PATENT DOCUMENTS
D35,928 S * 6/1902 Buskirk D5/56
1,440,358 A * 12/1922 Whetstone D21J 1/16
428/169
D88,646 S * 12/1932 Grulich D5/4
D89,155 S * 1/1933 Schweizer D5/56
D91,187 S * 12/1933 Cote D19/5

D92,097 S * 4/1934 Lehner D5/56
D99,990 S * 6/1936 Brezner D5/57
D103,328 S * 2/1937 Krause D5/59
D118,674 S * 1/1940 Rubin D5/47
D125,523 S * 2/1941 Oakley D6/583
D130,174 S * 10/1941 Rigney D5/47
D130,390 S * 11/1941 Tips D11/116
D188,407 S * 7/1960 Siegmann D5/56
D188,408 S * 7/1960 Siegmann D5/56
4,237,889 A * 12/1980 Gobran A61F 13/02
604/389
D403,912 S * 1/1999 Wang D6/582
5,964,742 A * 10/1999 McCormack D04H 1/54
604/380
D466,702 S * 12/2002 Carlson D5/1
D525,576 S * 7/2006 Lu D12/203

(Continued)

Primary Examiner — Karen S Acker
Assistant Examiner — Wendy L Arminio
(74) *Attorney, Agent, or Firm* — Price Heneveld LLP

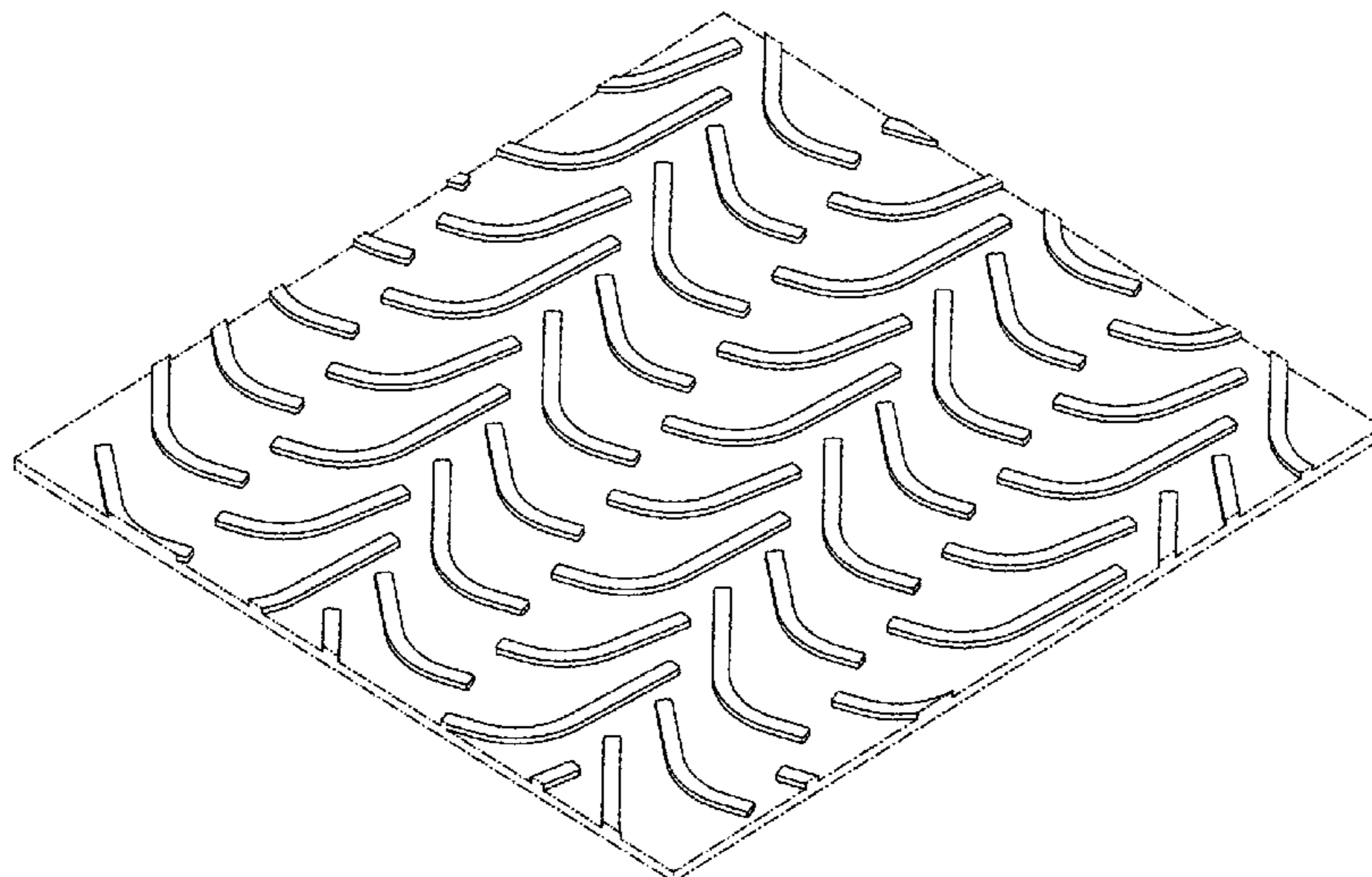
(57) **CLAIM**

The ornamental design for a liner for adhesive film, as shown and described.

DESCRIPTION

FIG. 1 is a top perspective view of a liner for adhesive film according to our design;
FIG. 2 is a bottom perspective view thereof;
FIG. 3 is a top view thereof;
FIG. 4 is a right side elevation view thereof;
FIG. 5 is a left side elevation view thereof;
FIG. 6 is a back elevation view thereof; and,
FIG. 7 is a front elevation view thereof.
The dash-dot-dash broken lines surrounding the top of the liner for adhesive film shown in FIGS. 1 and 3 depict the boundaries of the claim and form no part thereof. Beneath the top surfaces, all broken lines and areas including the depth and bottom of the article are portions of the liner for adhesive film that are not included in the claim.

1 Claim, 2 Drawing Sheets



(56)

References Cited

U.S. PATENT DOCUMENTS

D636,607 S * 4/2011 Withers A47J 36/02
D5/56
D640,025 S * 6/2011 Wildeman D32/40
D707,370 S * 6/2014 Schober D25/111
9,034,475 B2 * 5/2015 Amou C09J 171/00
428/473.5
D765,993 S * 9/2016 Palzewicz D5/53
D793,316 S * 8/2017 Gross D12/203
D813,136 S * 3/2018 Gross D12/203

* cited by examiner

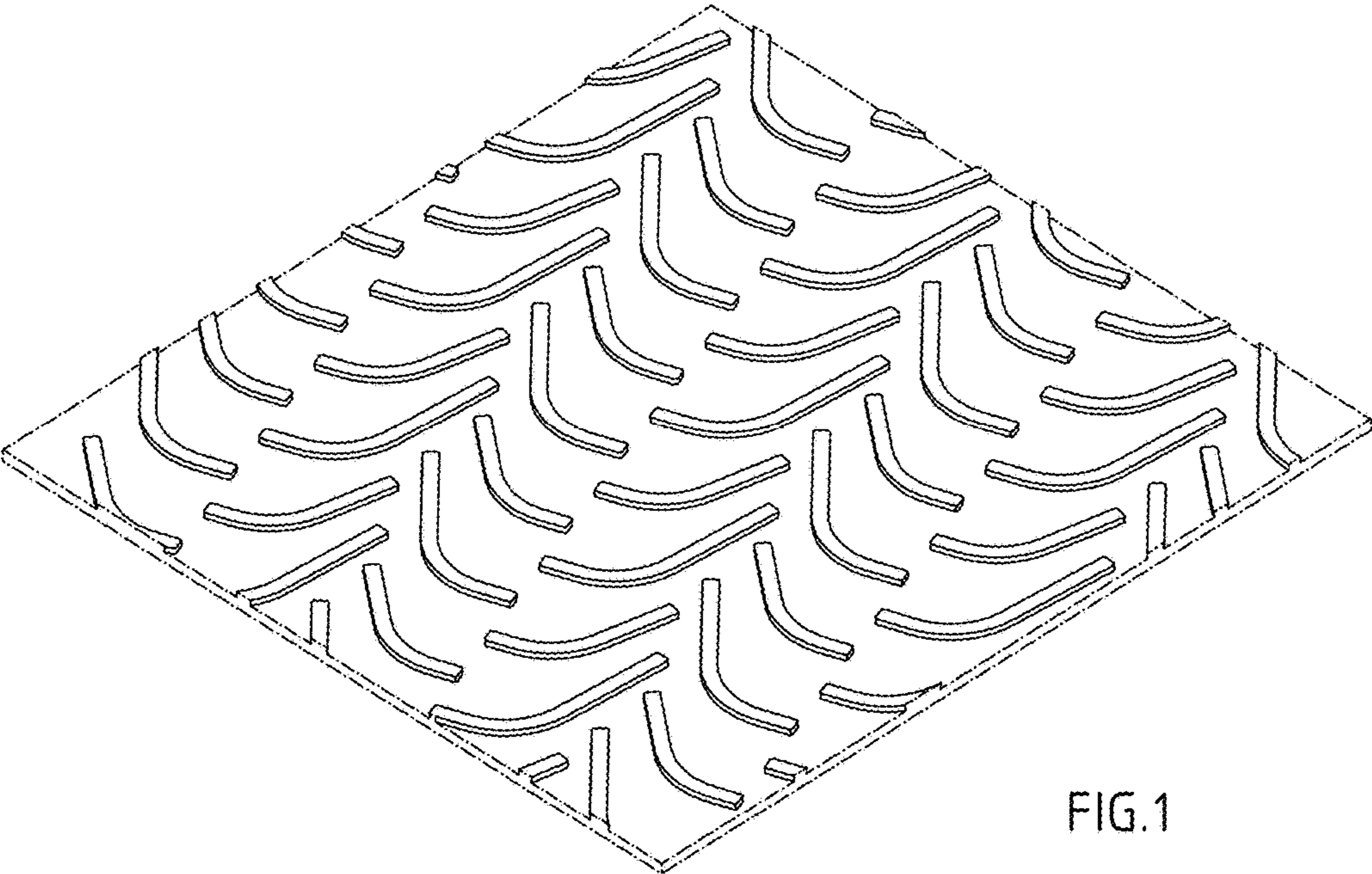


FIG. 1

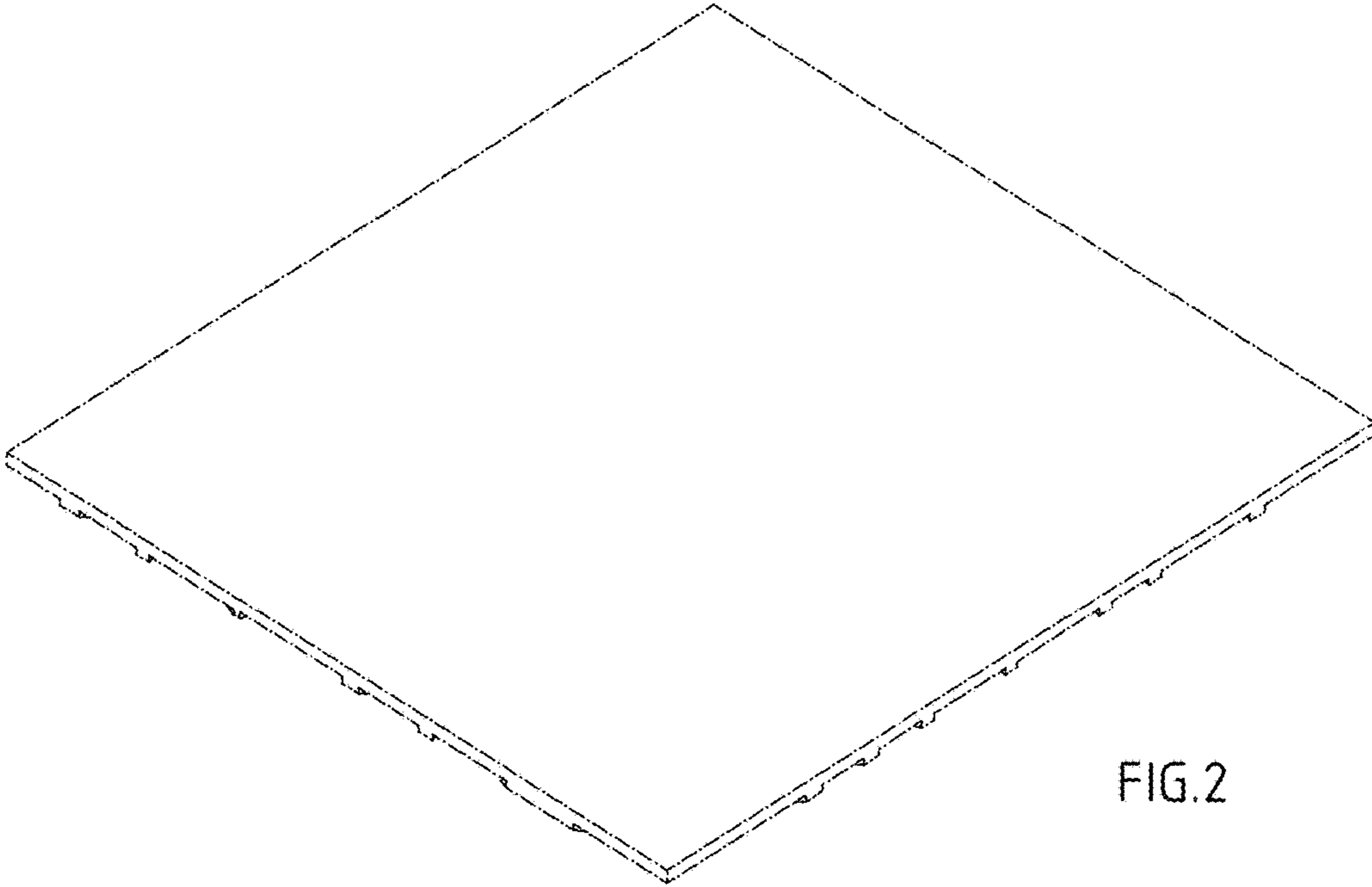


FIG. 2

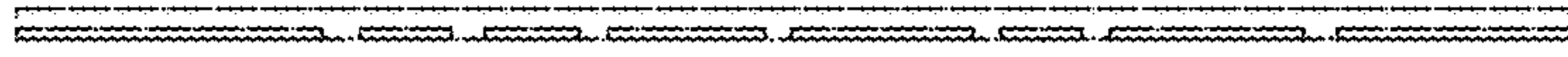


FIG.6




FIG.5

FIG.3

FIG.4




FIG.7