



US00D852489S

(12) **United States Design Patent**
Morel

(10) **Patent No.:** **US D852,489 S**

(45) **Date of Patent:** **** Jul. 2, 2019**

- (54) **SUNSHADE**
- (71) Applicant: **MOREL S.A.**, Lons-le-Saunier (FR)
- (72) Inventor: **Jean-Luc Morel**, Lons-le-Saunier (FR)
- (73) Assignee: **MOREL S.A.**, Lons-le-Saunier (FR)
- (**) Term: **15 Years**
- (21) Appl. No.: **29/641,108**
- (22) Filed: **Mar. 20, 2018**

Related U.S. Application Data

- (62) Division of application No. 29/596,089, filed on Mar. 6, 2017.

(30) **Foreign Application Priority Data**

- Sep. 6, 2016 (EM) 003366954-0001
- Sep. 6, 2016 (EM) 003366954-0002

- (51) **LOC (11) Cl.** **03-03**

- (52) **U.S. Cl.**
USPC **D3/5**

- (58) **Field of Classification Search**
USPC D3/5; D6/387; D21/837, 839; D25/56
CPC A45F 3/22; A47B 25/18; E04H 15/28;
E04H 15/30; E04H 15/54
See application file for complete search history.

(56) **References Cited**

U.S. PATENT DOCUMENTS

- 2,125,801 A * 8/1938 Morgan E04H 15/003
135/115
- 2,722,968 A * 11/1955 Smith A01M 31/02
182/187
- 3,226,737 A * 1/1966 Rote A47G 9/062
135/115

- 4,347,862 A * 9/1982 Secon A45B 17/00
135/15.1
- 4,471,794 A * 9/1984 Kirkham, Jr. E04H 15/30
135/95
- 4,634,618 A * 1/1987 Greer A47G 9/062
383/127
- 4,654,906 A * 4/1987 Roberts A47G 9/06
428/102
- 4,664,266 A * 5/1987 Fausett A47B 96/022
211/87.01
- 4,709,718 A * 12/1987 Nichols E04H 15/40
135/115
- 4,750,508 A * 6/1988 Tatoian E04H 15/003
135/118
- D326,133 S * 5/1992 Lynch D21/837
- 5,179,992 A * 1/1993 Okarski E04D 13/033
160/327
- 5,441,066 A * 8/1995 Harris B63B 17/02
135/88.01

(Continued)

Primary Examiner — John Windmuller

Assistant Examiner — Steven J Czyz

(74) *Attorney, Agent, or Firm* — Ladas & Parry LLP;
Malcolm J. MacDonald

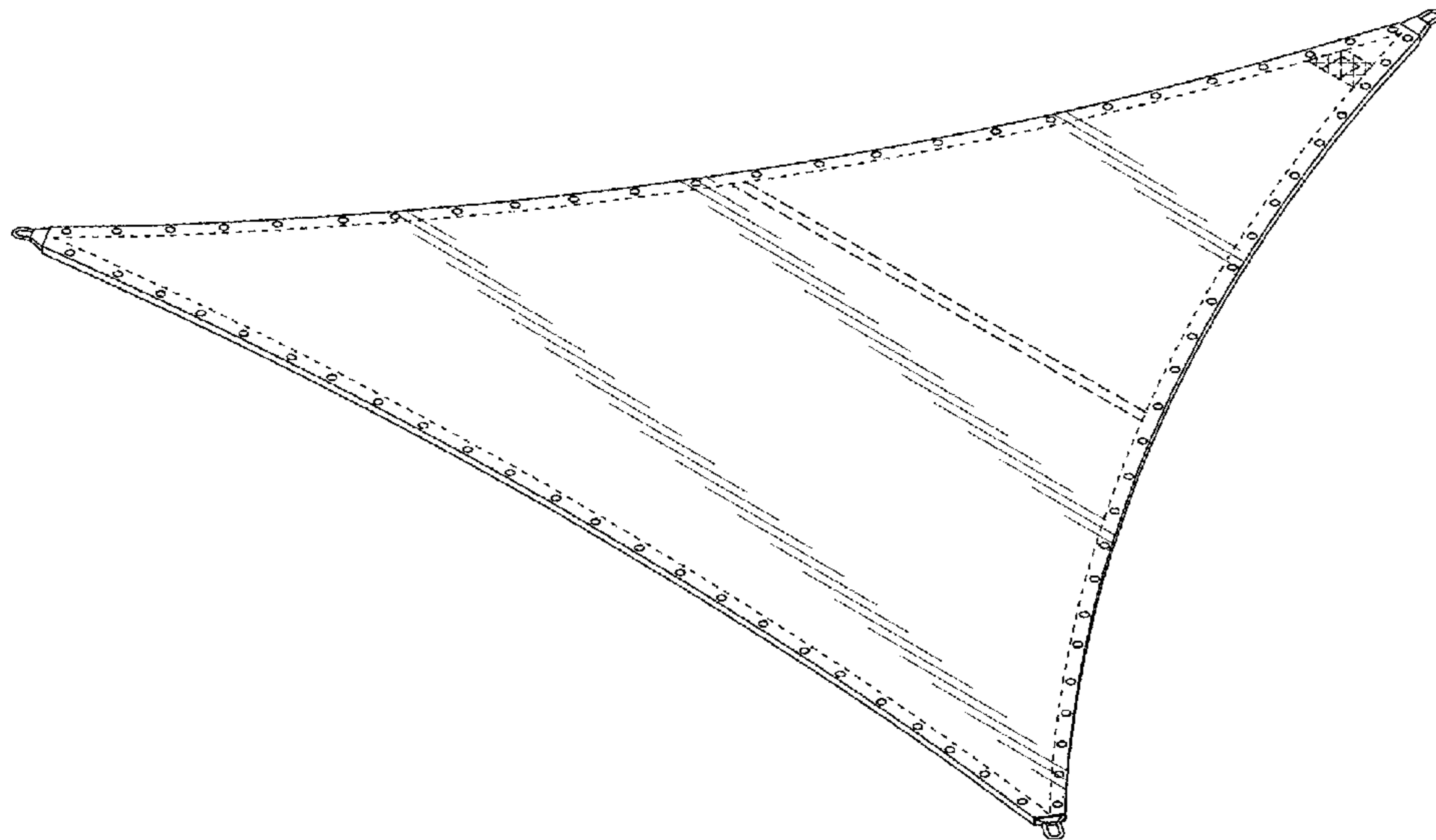
(57) **CLAIM**

The ornamental design for a sunshade, as shown and described.

DESCRIPTION

FIG. 1 is a front perspective view of a sunshade;
 FIG. 2 is a top plan view thereof;
 FIG. 3 is a bottom plan view thereof;
 FIG. 4 is a front elevational view thereof;
 FIG. 5 is a rear elevational view thereof;
 FIG. 6 is a left elevational view thereof; and,
 FIG. 7 is a right elevational view thereof.
 The long broken lines depict portions of the article and form no part of the claimed design.
 The shorter broken lines depict stitching on the article.

1 Claim, 4 Drawing Sheets



(56)

References Cited

U.S. PATENT DOCUMENTS

5,522,413 A * 6/1996 Kuwahara B63B 17/02
 135/115
 5,622,197 A * 4/1997 Valaire E04H 15/003
 114/106
 D382,348 S * 8/1997 Dattner D25/1
 5,769,106 A * 6/1998 Achuff A41D 15/04
 135/95
 D399,974 S * 10/1998 Olofsson D25/56
 D425,722 S * 5/2000 Hennessy D6/387
 D438,589 S * 3/2001 Brown D21/837
 6,305,394 B1 * 10/2001 Reese A45B 11/00
 135/20.1
 D459,871 S * 7/2002 Persson D3/5
 6,435,133 B1 * 8/2002 Wayne, Jr. A01K 1/0353
 119/28.5
 D544,104 S * 6/2007 Grotbeck D25/56
 D551,891 S * 10/2007 Kaiser D6/595
 D559,528 S * 1/2008 Clarke D3/10

D578,597 S * 10/2008 Dalland D21/837
 D591,820 S * 5/2009 Dalland D21/837
 D625,025 S * 10/2010 Colmore-Williams D21/837
 D628,711 S * 12/2010 Mathis D25/56
 D628,712 S * 12/2010 Mathis D25/56
 D638,954 S * 5/2011 Nichols D21/837
 D643,496 S * 8/2011 Bandini D21/837
 D711,999 S * 8/2014 Shirley-Smith D21/837
 D716,176 S * 10/2014 Kusek A44C 5/00
 D11/87
 D721,153 S * 1/2015 Shirley-Smith D21/837
 D727,452 S * 4/2015 Yang D21/837
 D746,041 S * 12/2015 Lin D3/5
 D755,322 S * 5/2016 Shirley-Smith D21/839
 D768,797 S * 10/2016 Shirley-Smith D21/834
 D774,614 S * 12/2016 Shirley-Smith D21/834
 D781,389 S * 3/2017 Shirley-Smith D21/839
 9,903,135 B1 * 2/2018 Todorov E04H 15/30
 9,943,175 B1 * 4/2018 Spencer A47D 13/08
 2010/0269874 A1 * 10/2010 Jacoby E04H 15/04
 135/90

* cited by examiner

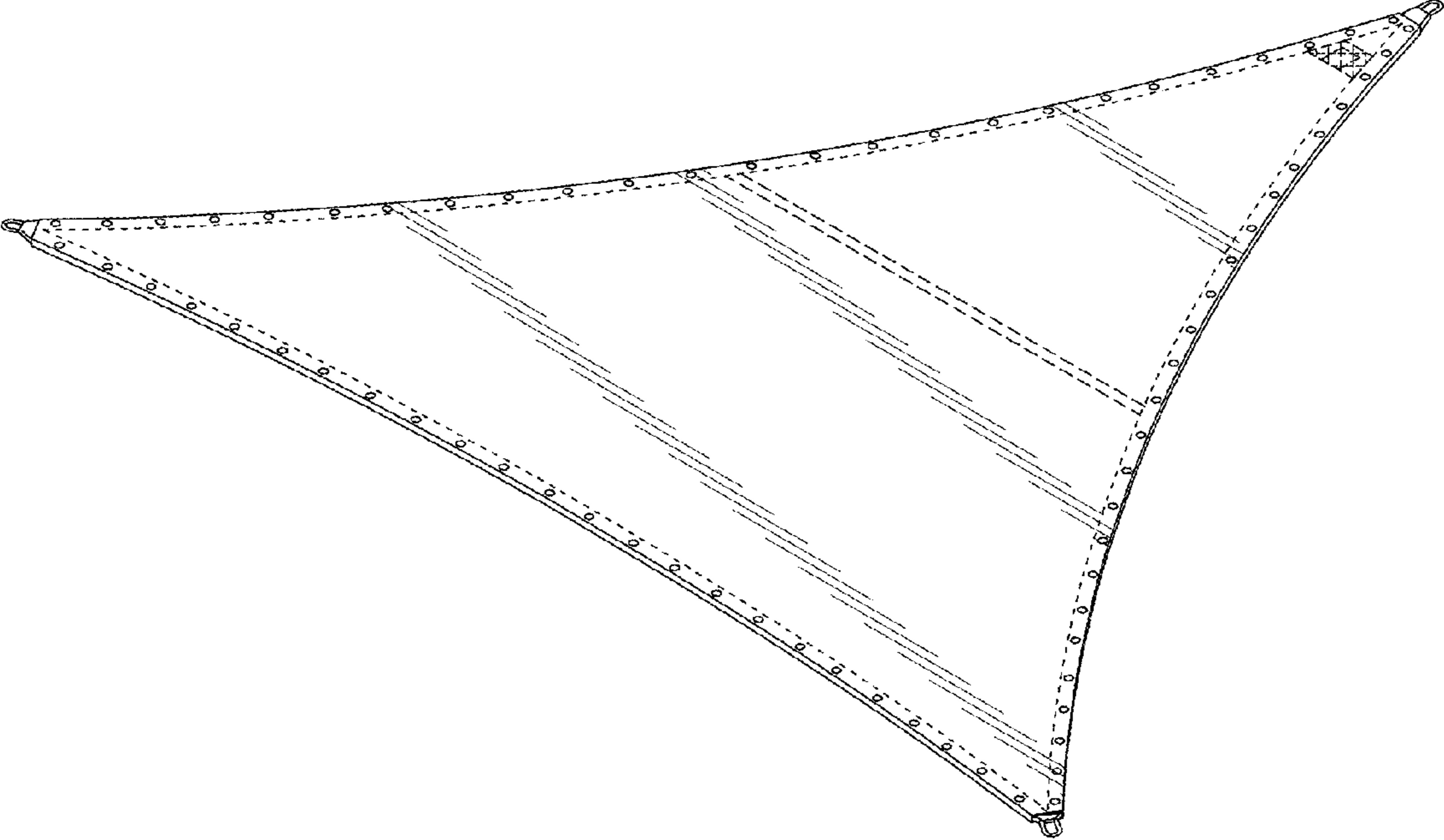


FIG. 1

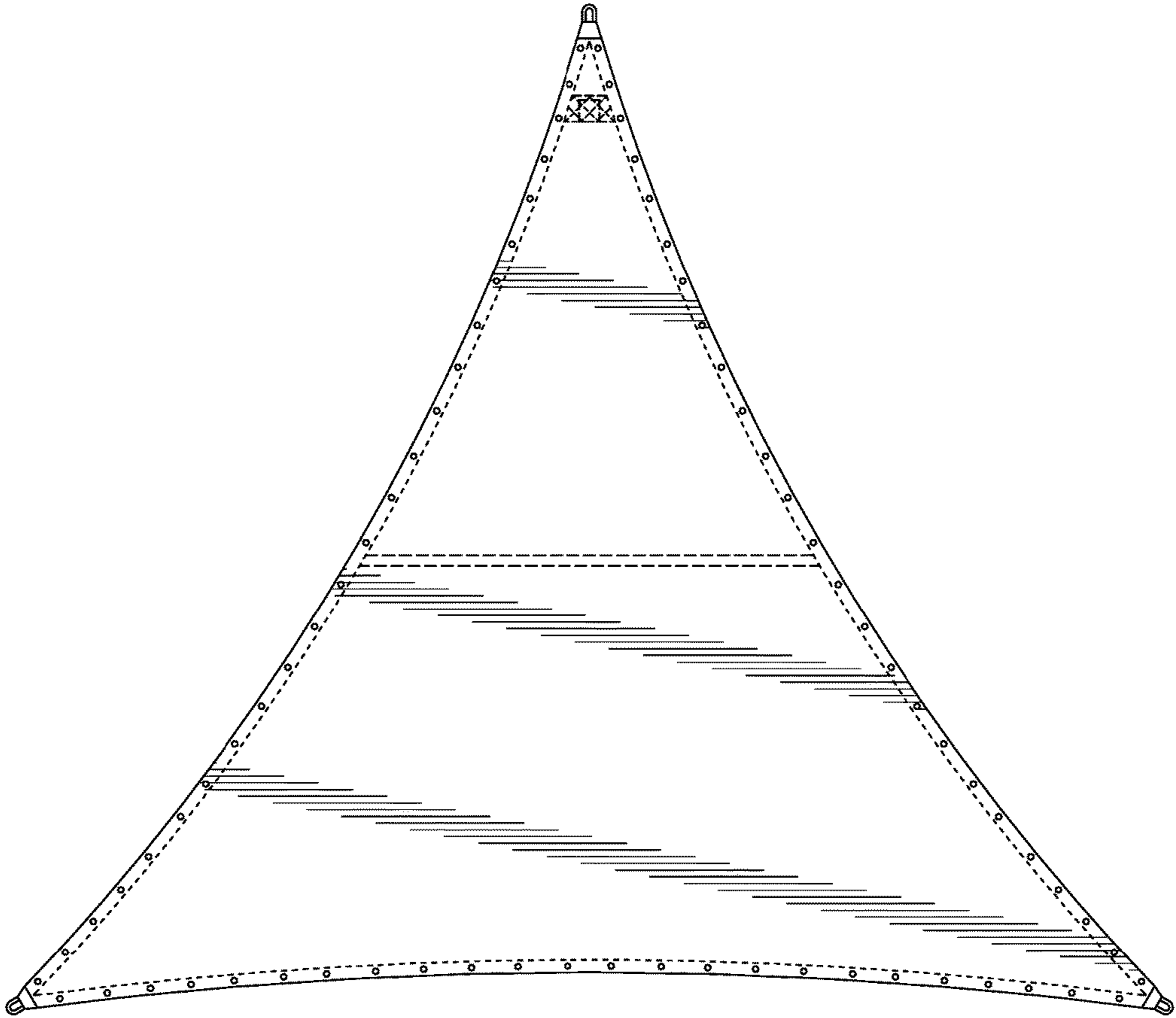


FIG. 2

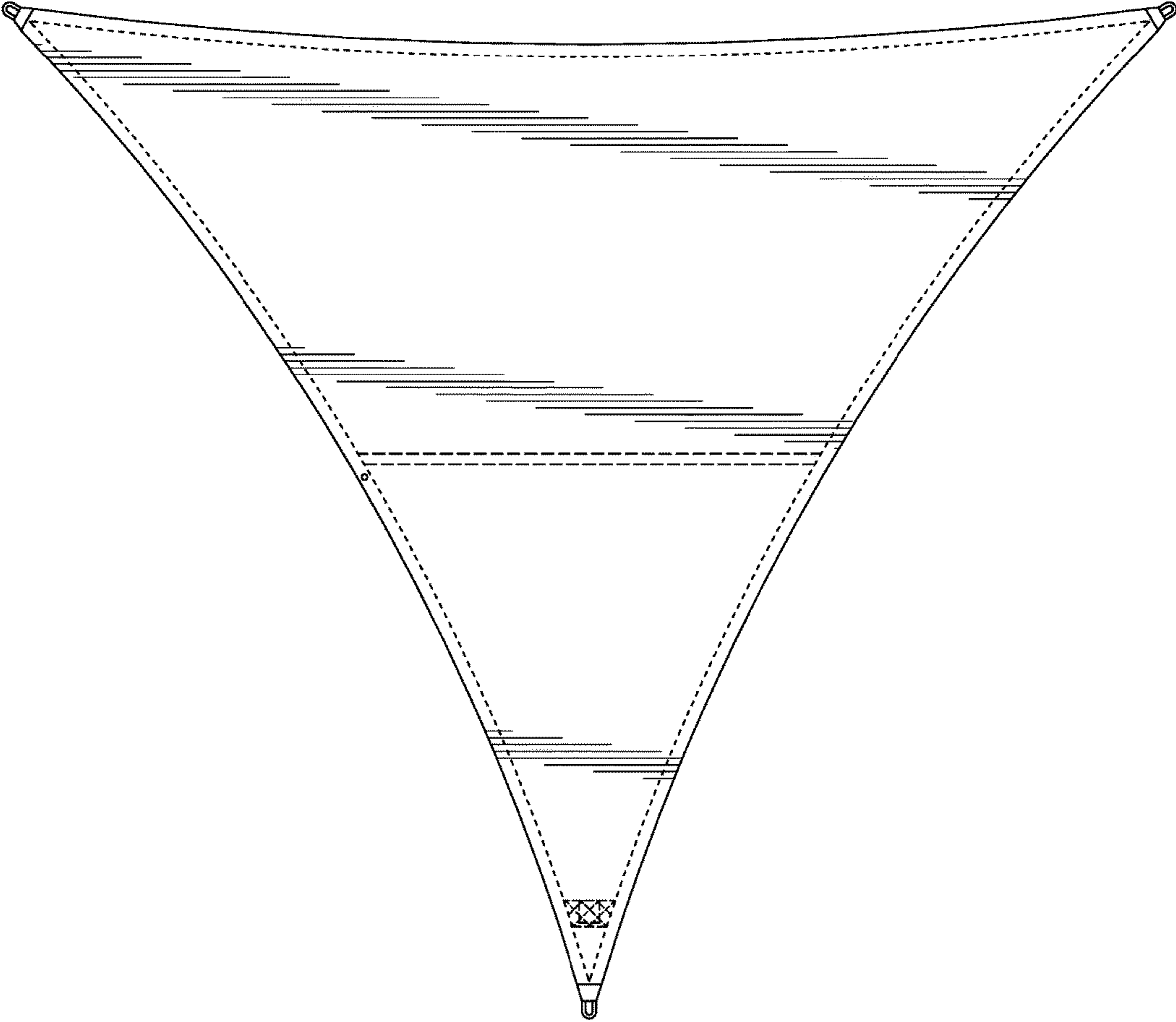


FIG. 3



FIG. 4



FIG. 5



FIG. 6



FIG. 7