



US00D852484S

(12) **United States Design Patent** (10) **Patent No.:** **US D852,484 S**
Neumann (45) **Date of Patent:** **** Jul. 2, 2019**

(54) **SOLE STRUCTURE**

(71) Applicant: **Under Armour, Inc.**, Baltimore, MD (US)

(72) Inventor: **Kort Neumann**, Portland, OR (US)

(73) Assignee: **UNDER ARMOUR, INC.**, Baltimore, MD (US)

(**) Term: **15 Years**

(21) Appl. No.: **29/586,756**

(22) Filed: **Dec. 6, 2016**

(51) **LOC (11) Cl.** **02-04**

(52) **U.S. Cl.**
USPC **D2/960; D2/947; D2/951; D2/954; D2/957**

(58) **Field of Classification Search**

USPC D2/902, 906, 908, 916, 918, 925, D2/946-962, 977; 36/3 B, 22 R, 24.5, 36/25 R, 28, 32 R, 34 R, 59 C, 67 A, 103
CPC A43B 13/00; A43B 13/02; A43B 13/023; A43B 13/026; A43B 13/04; A43B 13/08; A43B 13/10; A43B 13/12; A43B 13/14; A43B 13/141; A43B 13/143; A43B 13/16; A43B 13/18; A43B 13/181; A43B 13/187; A43B 13/189; A43B 13/20; A43B 13/22; A43B 13/223; A43B 13/24; A43B 13/28; A43B 13/30; A43B 13/32; A43B 13/34; A43B 13/36

See application file for complete search history.

(56) **References Cited**

U.S. PATENT DOCUMENTS

D163,956 S * 7/1951 Capdevila D2/960
D272,294 S * 1/1984 Watanabe D2/902
4,446,633 A * 5/1984 Scheinhaus A43B 3/126 36/11.5

(Continued)

Primary Examiner — T Chase Nelson

(74) *Attorney, Agent, or Firm* — Edell, Shapiro & Finnan, LLC

(57) **CLAIM**

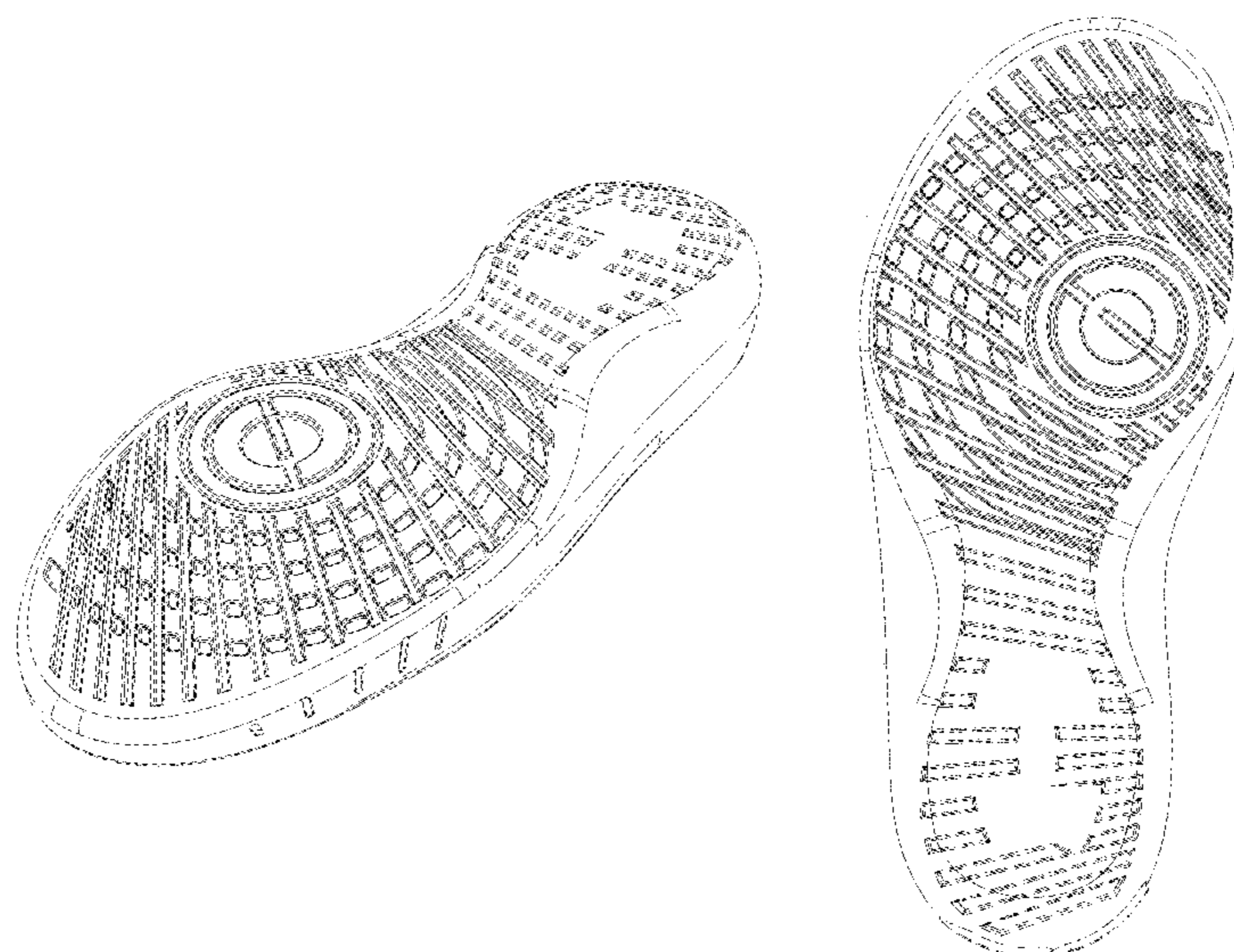
The ornamental design for a sole structure, as shown and described.

DESCRIPTION

FIG. 1 is a bottom and front view in perspective of a sole structure showing my new design;
FIG. 2 is a bottom and rear view in perspective of the sole structure of FIG. 1;
FIG. 3 is a top view in plan of the sole structure of FIG. 1;
FIG. 4 is a bottom view in plan of the sole structure of FIG. 1;
FIG. 5 is a lateral side view in elevation of the sole structure of FIG. 1;
FIG. 6 is a medial side view in elevation of the sole structure of FIG. 1;
FIG. 7 is a front view in elevation of the sole structure of FIG. 1; and,
FIG. 8 is a rear view in elevation of the sole structure of FIG. 1.

The sole structure illustrated is a first embodiment showing a right-footed form of the sole structure for a shoe. A second embodiment of the sole structure is for the left-footed form of the sole structure for a shoe, which is a mirror image of the right-footed form, and which is not illustrated. The broken line illustration in the drawings is for the purpose of depicting unclaimed portions of the sole structure. The broken lines and portions they depict form no part of the claimed design. Further, the broken boundary line depicted in FIG. 3 is for the purpose of depicting an unclaimed portion enclosed by the broken boundary line in the view of FIG. 3, and this portion enclosed within the broken boundary line of FIG. 3 forms no part of the claimed design.

1 Claim, 6 Drawing Sheets



(56)

References Cited

U.S. PATENT DOCUMENTS

4,631,842 A * 12/1986 Koskela A43B 13/26
 36/103
 D293,503 S * 1/1988 Mitsui D2/953
 D298,285 S * 11/1988 Tong D2/954
 D303,871 S * 10/1989 Driscoll D2/955
 D304,520 S * 11/1989 Clark D2/955
 D310,131 S * 8/1990 Hase D2/949
 D323,577 S * 2/1992 Kayano D2/955
 D342,374 S * 12/1993 Wang D2/961
 D498,904 S * 11/2004 Lee D2/953
 D507,695 S * 7/2005 McClaskie D2/953
 D546,036 S * 7/2007 Schoenborn D2/953
 D569,588 S * 5/2008 James D2/908
 D594,197 S * 6/2009 Mayden D2/949
 D640,046 S * 6/2011 Claassen D2/953
 D646,049 S * 10/2011 Dowling D2/953
 D716,028 S * 10/2014 Bramani D2/951
 D724,828 S * 3/2015 Lonigan D2/951
 D724,829 S * 3/2015 Lonigan D2/951
 D728,915 S * 5/2015 Taestensen D2/951
 D738,077 S * 9/2015 Montross D2/951
 D748,899 S * 2/2016 Bartel D2/908
 D751,801 S * 3/2016 McMillan A43B 5/08
 D2/951

D775,800 S * 1/2017 Sars A43B 13/26
 D2/955
 D793,050 S * 8/2017 Li A43B 3/126
 D2/951
 D797,428 S * 9/2017 Granger D2/961
 D798,037 S * 9/2017 Montross D2/951
 D798,560 S * 10/2017 Galway D2/953
 D798,561 S * 10/2017 Ford D2/953
 D798,564 S * 10/2017 Sullivan D2/960
 D799,185 S * 10/2017 Usui D2/960
 D800,430 S * 10/2017 Moller Hansen D2/947
 D801,659 S * 11/2017 Sullivan A43B 1/0027
 D2/960
 D802,267 S * 11/2017 Bacon A43B 5/08
 D2/953
 D802,897 S * 11/2017 Howe D2/953
 D803,532 S * 11/2017 Scott D2/953
 D805,279 S * 12/2017 Odinet D2/960
 D806,373 S * 1/2018 McDonald D2/957
 D814,160 S * 4/2018 Gibson D2/960
 D814,755 S * 4/2018 McManus D2/957
 2009/0083996 A1 * 4/2009 Clancy A43B 5/08
 36/88
 2010/0088928 A1 * 4/2010 Sarantakos A43B 5/08
 36/103
 2012/0042540 A1 * 2/2012 Miner A43B 1/0027
 36/29
 2017/0245580 A1 * 8/2017 Miner A43B 1/0027
 * cited by examiner

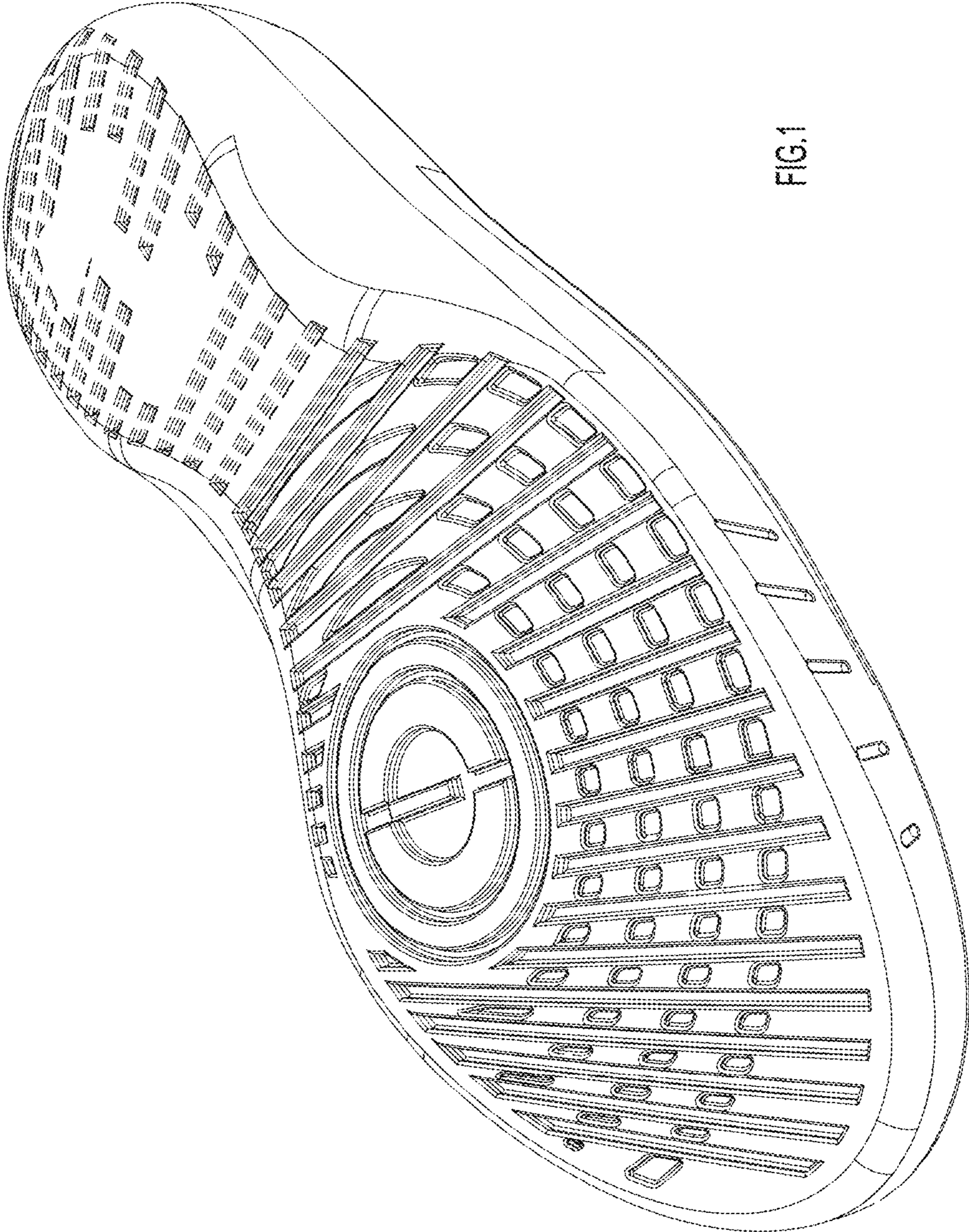


FIG. 1

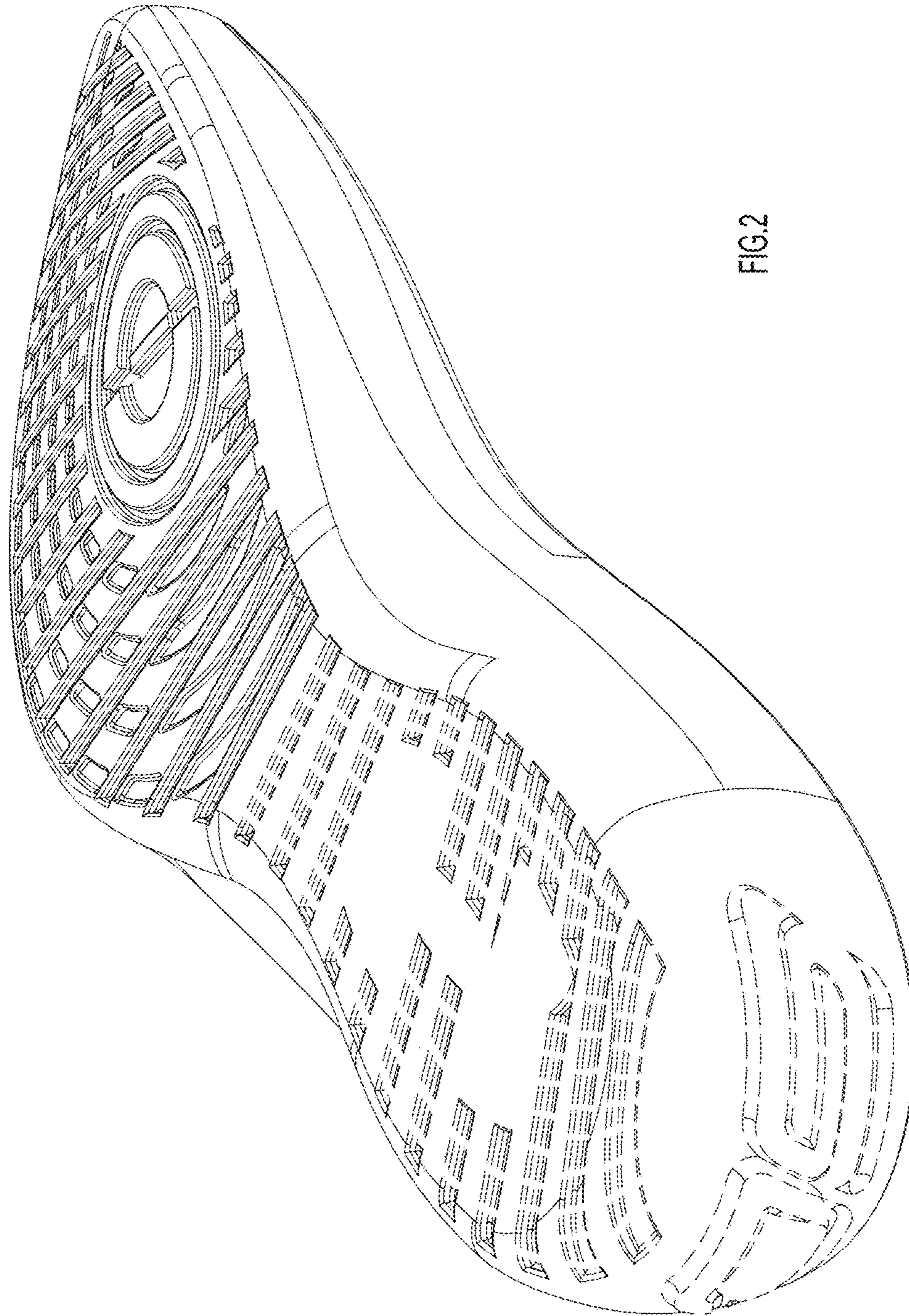


FIG. 2

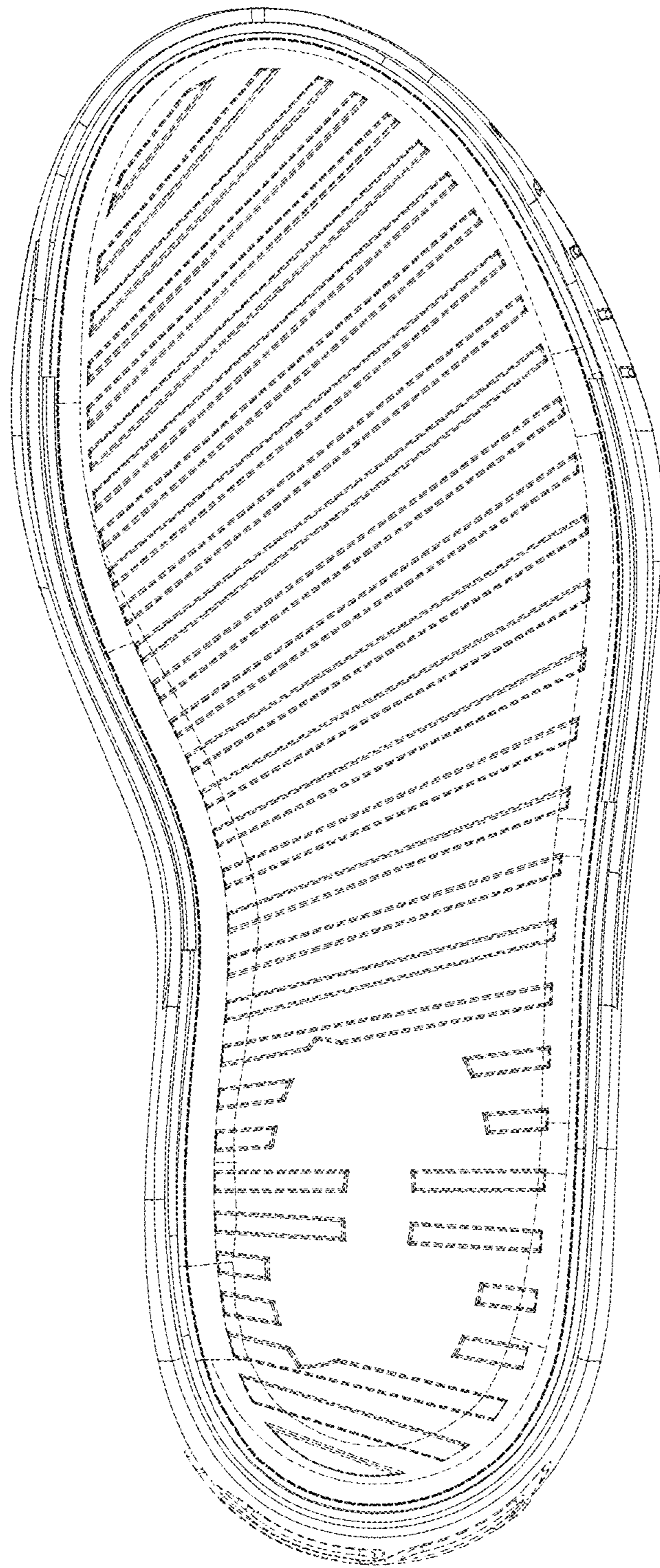


FIG.3

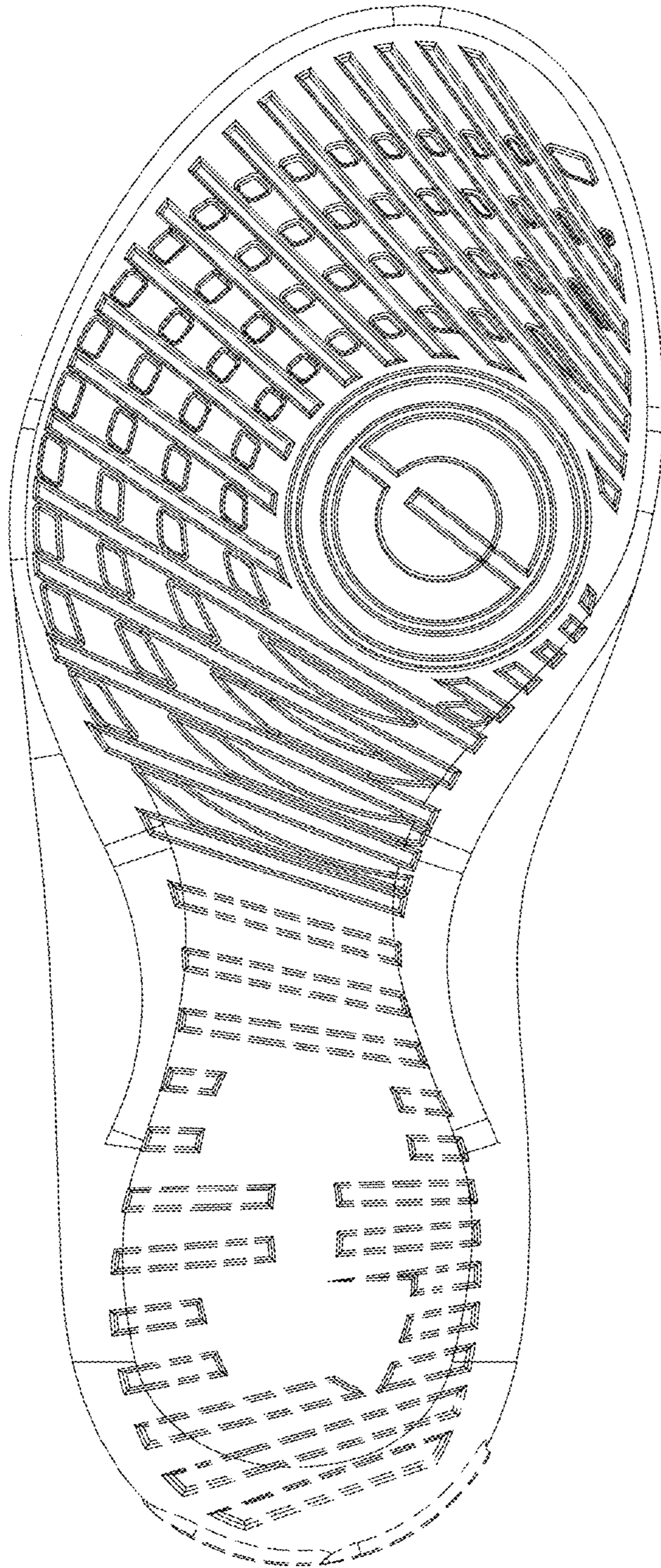


FIG.4

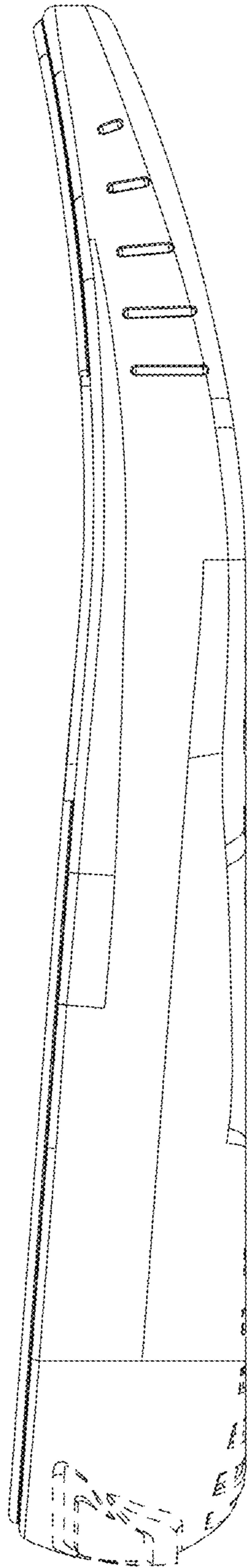


FIG. 5

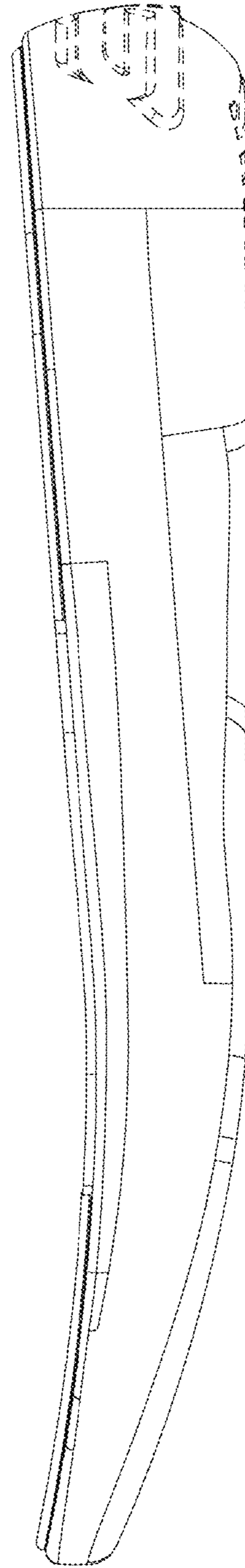


FIG. 6

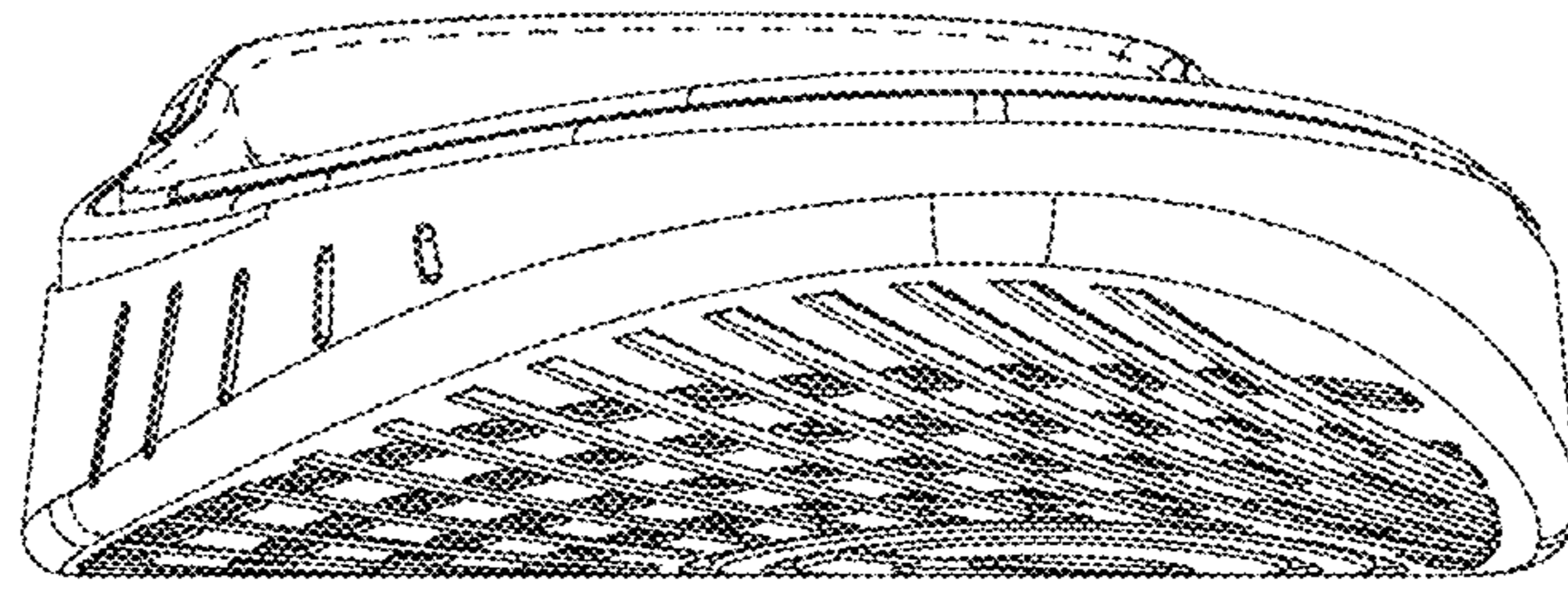


FIG. 7




FIG. 8