



US00D852468S

(12) **United States Design Patent**  
**Patel**

(10) **Patent No.:** **US D852,468 S**

(45) **Date of Patent:** **\*\* Jul. 2, 2019**

(54) **STRAP OVERLAY FOR ARTICLE OF HEADWEAR**

(71) Applicant: **Nimesh Patel**, Franklin Park, NJ (US)

(72) Inventor: **Nimesh Patel**, Franklin Park, NJ (US)

(\*\*) Term: **15 Years**

(21) Appl. No.: **29/628,118**

(22) Filed: **Dec. 1, 2017**

**Related U.S. Application Data**

(63) Continuation-in-part of application No. 29/596,012, filed on Mar. 3, 2017.

(51) **LOC (11) Cl.** ..... **02-03**

(52) **U.S. Cl.**  
USPC ..... **D2/891**

(58) **Field of Classification Search**  
USPC ..... D2/865, 866, 869, 872, 874, 877, 880,  
D2/881, 882, 884, 891, 895, 999  
CPC ..... A42B 1/00; A42B 1/002; A42B 1/004;  
A42B 1/006; A42B 1/064; A42B 1/205;  
A42B 1/22; A42B 1/24; A42B 1/02;  
A42B 1/062; A42B 7/00; A42C 5/00  
See application file for complete search history.

(56) **References Cited**

**U.S. PATENT DOCUMENTS**

D103,889 S *	3/1937	Eisenberg	.....	D11/159
D324,193 S *	2/1992	Wen-Long	.....	D11/200
D342,595 S *	12/1993	Day	.....	D11/200
D372,100 S *	7/1996	Slater	.....	D24/191
D375,827 S *	11/1996	Will	.....	D2/891
5,652,959 A *	8/1997	Proctor	.....	A42B 1/004 132/319

D753,905 S *	4/2016	Singletery	.....	D2/891
D754,951 S *	5/2016	Singletery	.....	D2/891
D757,402 S *	5/2016	White	.....	D2/891
D771,914 S *	11/2016	Cho	.....	D2/891
9,655,397 B2 *	5/2017	Cho	.....	A42B 1/22
2010/0122400 A1 *	5/2010	Nelson	.....	A42B 1/062 2/195.1
2013/0205473 A1 *	8/2013	Kronenberger	.....	A42B 1/248 2/209.13

\* cited by examiner

*Primary Examiner* — Karen S Acker

*Assistant Examiner* — Jasmine Mlinarcik

(74) *Attorney, Agent, or Firm* — Gearhart Law, LLC

(57) **CLAIM**

The ornamental design for a strap overlay for an article of headwear, as shown and described.

**DESCRIPTION**

FIG. 1 is a perspective view of a strap overlay for an article of headwear.

FIG. 2 is a front view thereof.

FIG. 3 is a back view thereof.

FIG. 4 is a right side view thereof.


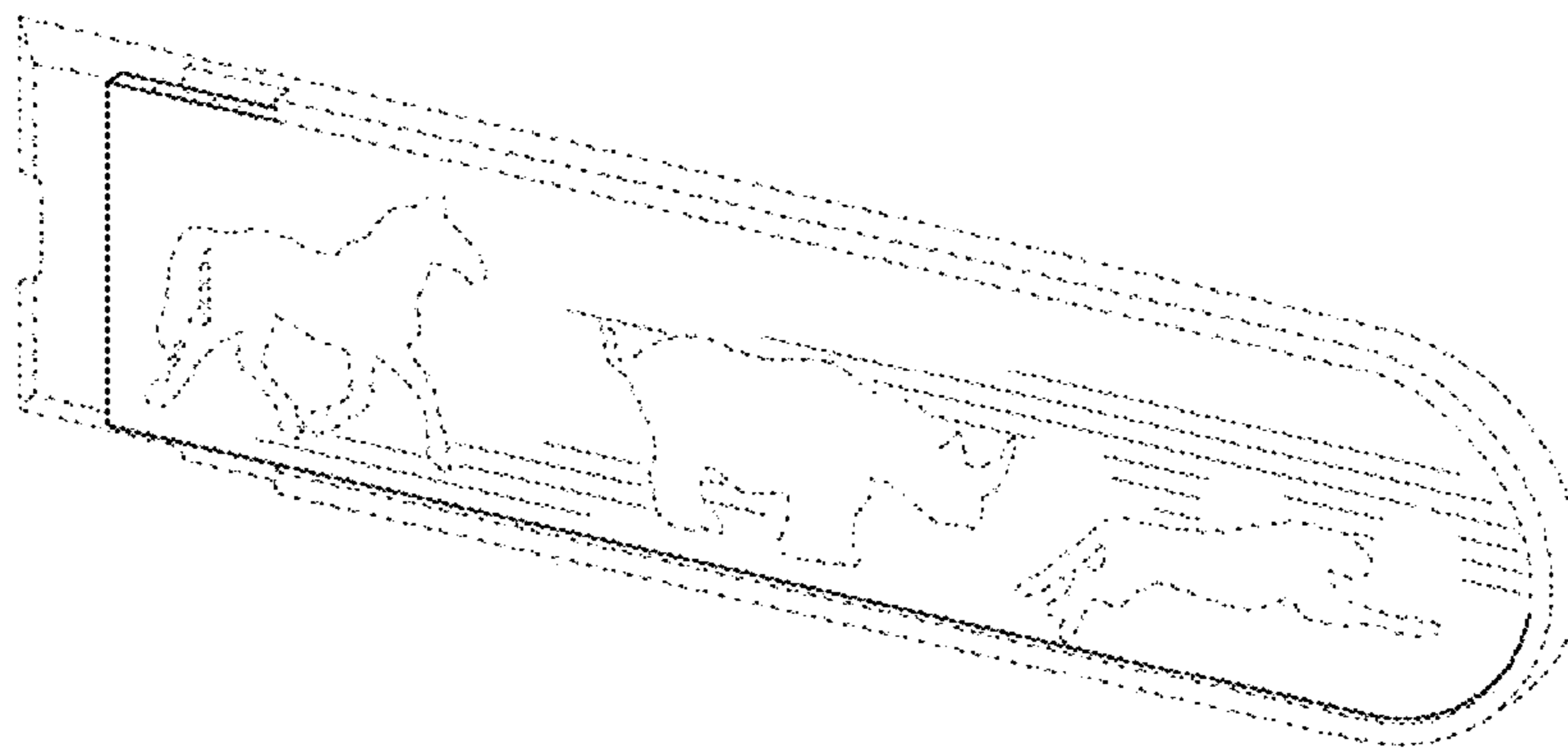
FIG. 5 is a left side view thereof.

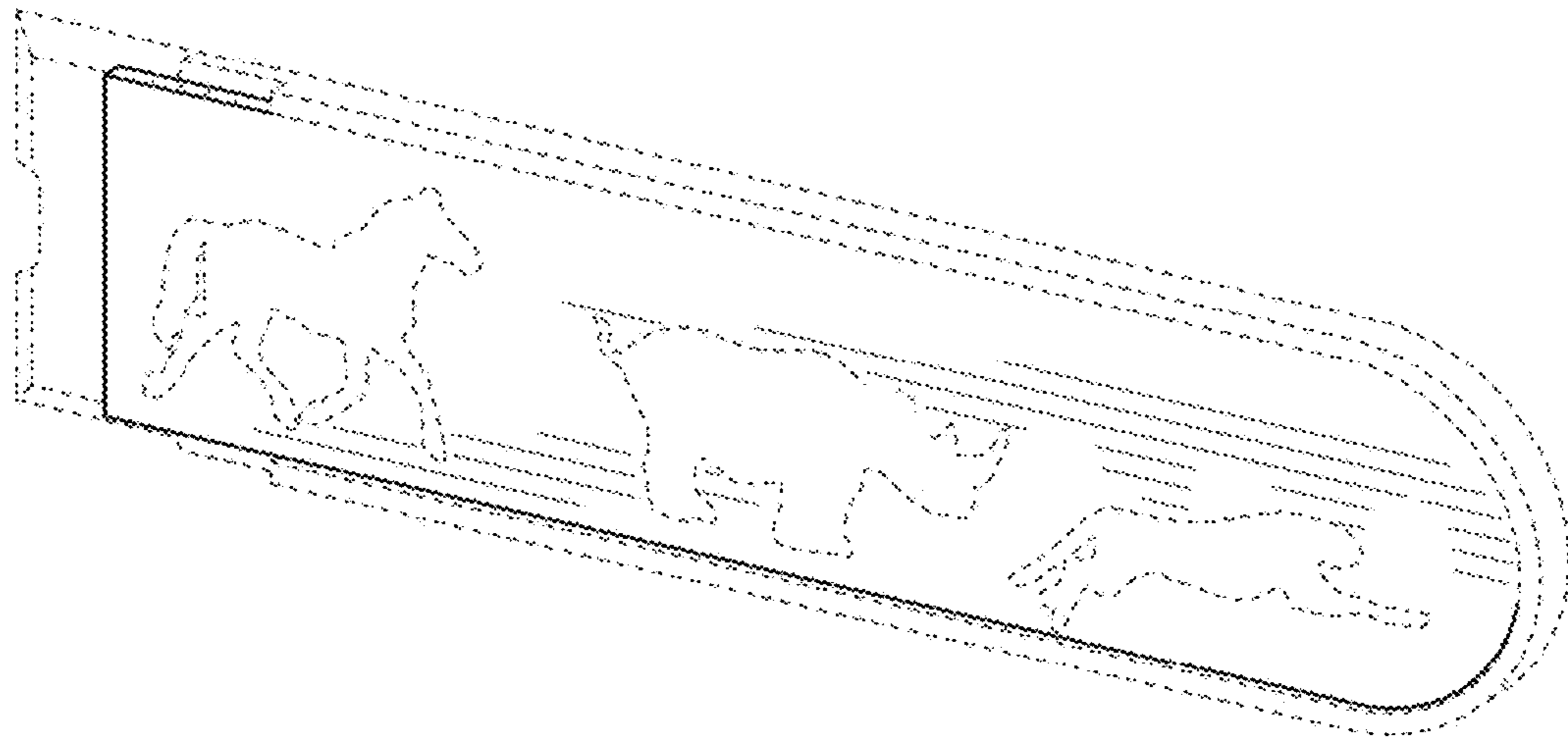
FIG. 6 is a top view thereof; and,

FIG. 7 is a bottom view thereof.


The broken lines within the solid line boundaries of the strap overlay depict the elements of an applied pattern that forms no part of the claimed design. Broken lines in FIGS. 1-7 adjacent to the shaded surfaces depict portions of the strap overlay for an article of headwear that are not included in the claim.

**1 Claim, 2 Drawing Sheets**





**FIG. 1**



**FIG. 2**




FIG. 3

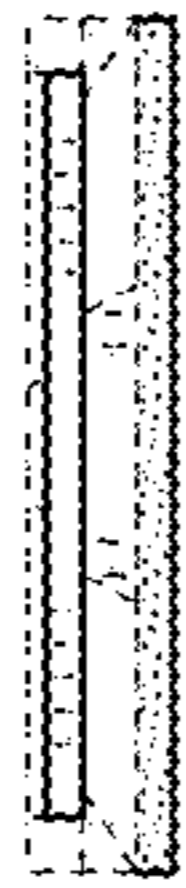


FIG. 4



FIG. 5




FIG. 6




FIG. 7