



US00D852452S

(12) **United States Design Patent**
Fretz et al.

(10) **Patent No.:** **US D852,452 S**
(45) **Date of Patent:** **** Jun. 25, 2019**

- (54) **WINCH**
- (71) Applicant: **Warn Industries, Inc.**, Clackamas, OR (US)
- (72) Inventors: **Darren G. Fretz**, Oregon City, OR (US); **Thomas R. Paasch**, Milwaukie, OR (US)
- (73) Assignee: **WARN INDUSTRIES, INC.**, Clackamas, OR (US)
- (**) Term: **15 Years**
- (21) Appl. No.: **29/679,478**
- (22) Filed: **Feb. 6, 2019**

D489,157 S *	4/2004	Lawson	D34/33
D540,003 S *	4/2007	Hagihara	D34/33
D550,720 S *	9/2007	Geisler	D34/33
D703,414 S *	4/2014	Fretz	D34/33
D736,129 S *	8/2015	Fretz	D12/207
D744,189 S *	11/2015	Fretz	D34/33
D776,395 S *	1/2017	Fretz	D34/33
D779,768 S *	2/2017	Fretz	D34/33
D799,143 S *	10/2017	Cui	D34/33
D799,144 S *	10/2017	Cui	D34/33
D815,386 S *	4/2018	August	D34/33
D816,937 S *	5/2018	Fretz	D34/33
D816,938 S *	5/2018	Fretz	D34/33
D839,528 S *	1/2019	Huang	D34/33
2016/0096709 A1 *	4/2016	Averill	B66D 1/12 254/267
2018/0118529 A1 *	5/2018	Vaughn	B66D 1/12
2018/0175713 A1 *	6/2018	Fretz	H02K 7/116
2018/0273357 A1 *	9/2018	Huang	B66D 1/00

* cited by examiner

Related U.S. Application Data

- (62) Division of application No. 29/617,225, filed on Sep. 12, 2017.
- (51) **LOC (11) Cl.** **12-05**
- (52) **U.S. Cl.**
USPC **D34/33**
- (58) **Field of Classification Search**
USPC D34/32, 33
CPC B66D 2700/023; B66D 3/02; B66D 1/00;
B66D 5/02
See application file for complete search history.

Primary Examiner — Cynthia Ramirez

(74) *Attorney, Agent, or Firm* — K&L Gates LLP

(57) **CLAIM**

The ornamental design for a winch, as shown and described.

DESCRIPTION

FIG. 1 is a front perspective view of a winch showing our new design.

FIG. 2 is a front view of the winch of FIG. 1.

FIG. 3 is a back view of the winch of FIG. 1.

FIG. 4 is a left side view of the winch of FIG. 1.

FIG. 5 is a right side view of the winch of FIG. 1.

FIG. 6 is a top view of the winch of FIG. 1; and,

FIG. 7 is a bottom view of the winch of FIG. 1.

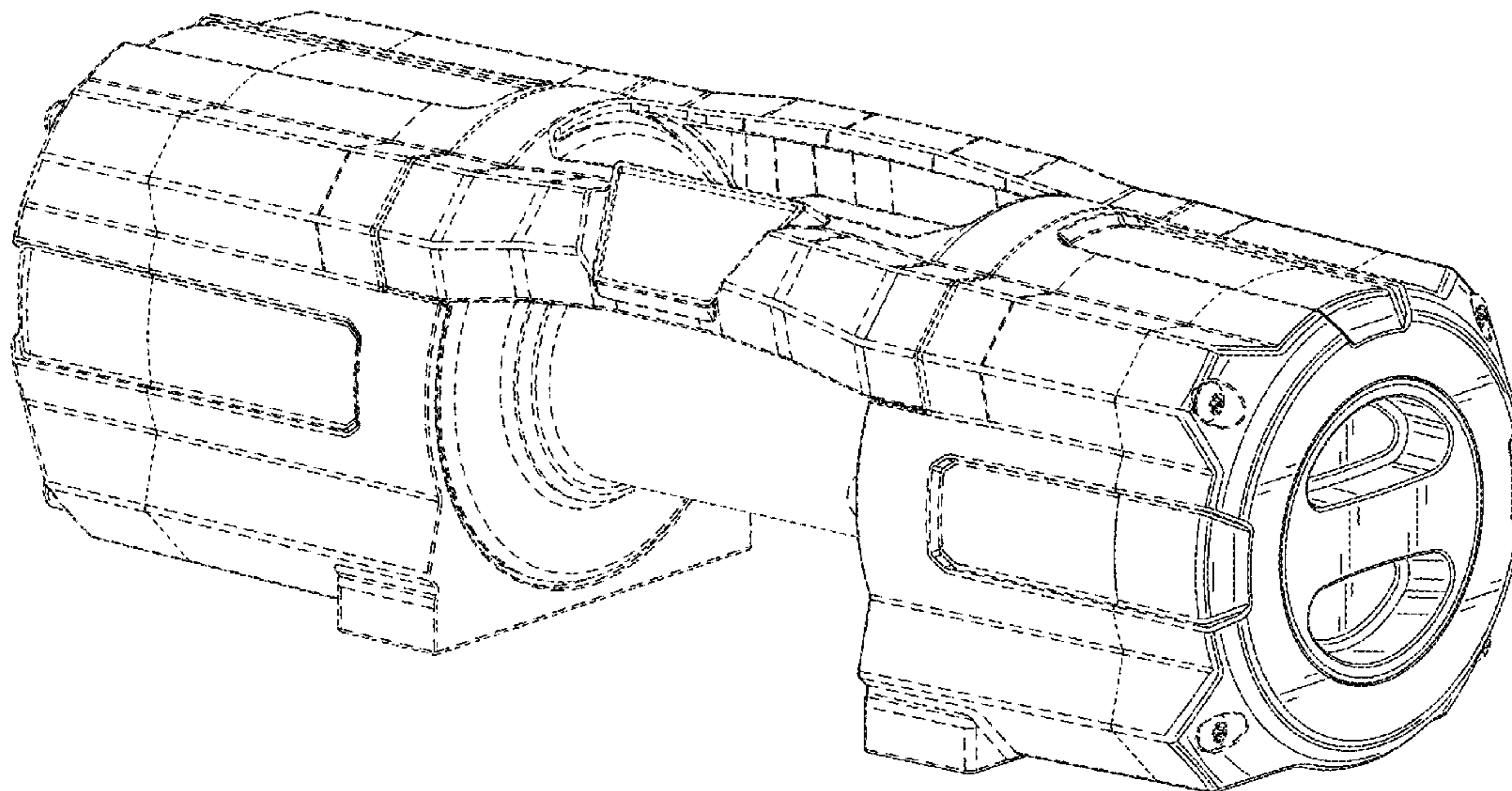
The broken lines in FIGS. 1-7 are included for the purpose of illustrating environmental structure and form no part of the claimed design.

1 Claim, 6 Drawing Sheets

(56) **References Cited**

U.S. PATENT DOCUMENTS

3,537,686 A *	11/1970	McKendrick	B66D 3/18 254/264
3,799,302 A *	3/1974	Workman	B66D 5/08 188/105
5,170,995 A *	12/1992	Bitsch	B66D 3/18 254/342



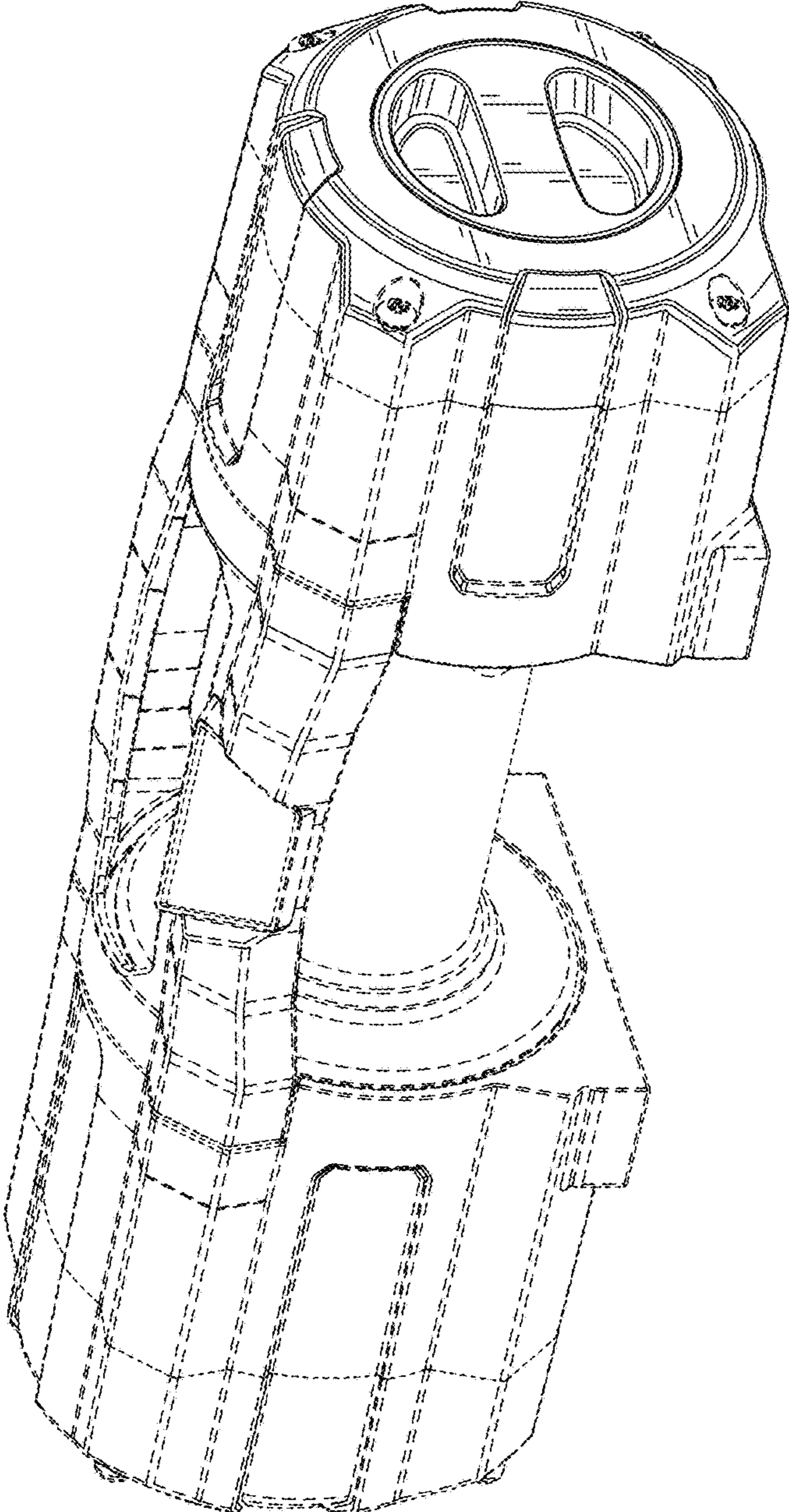


FIG. 1

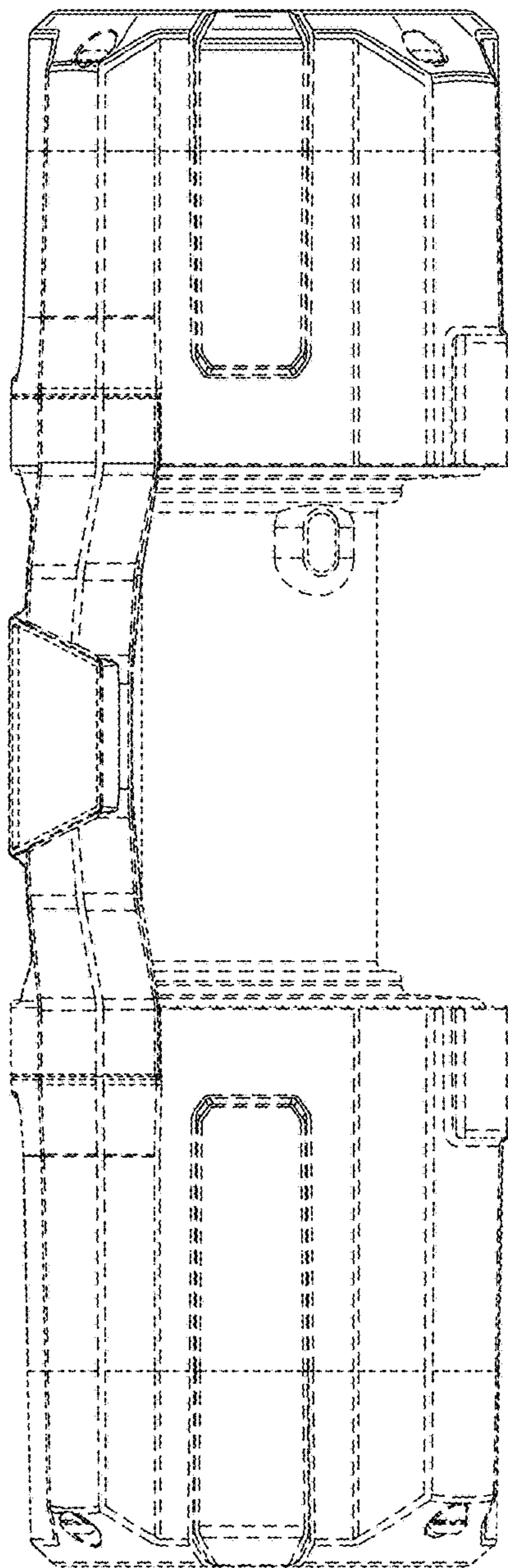


FIG. 2

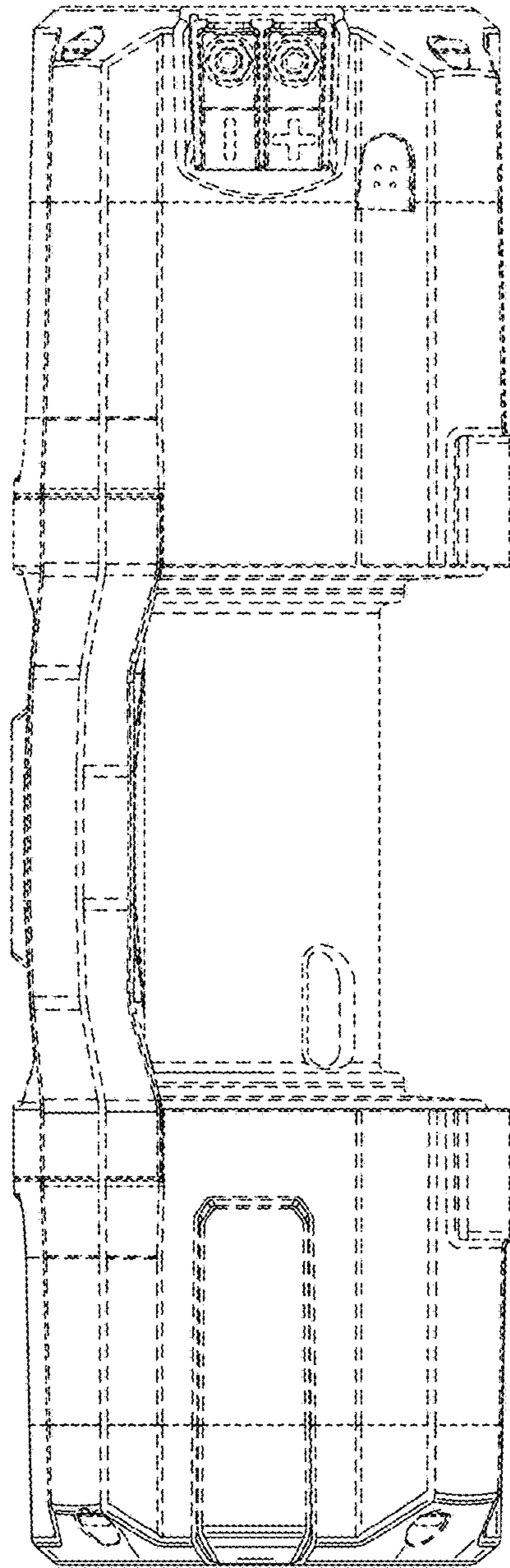


FIG. 3

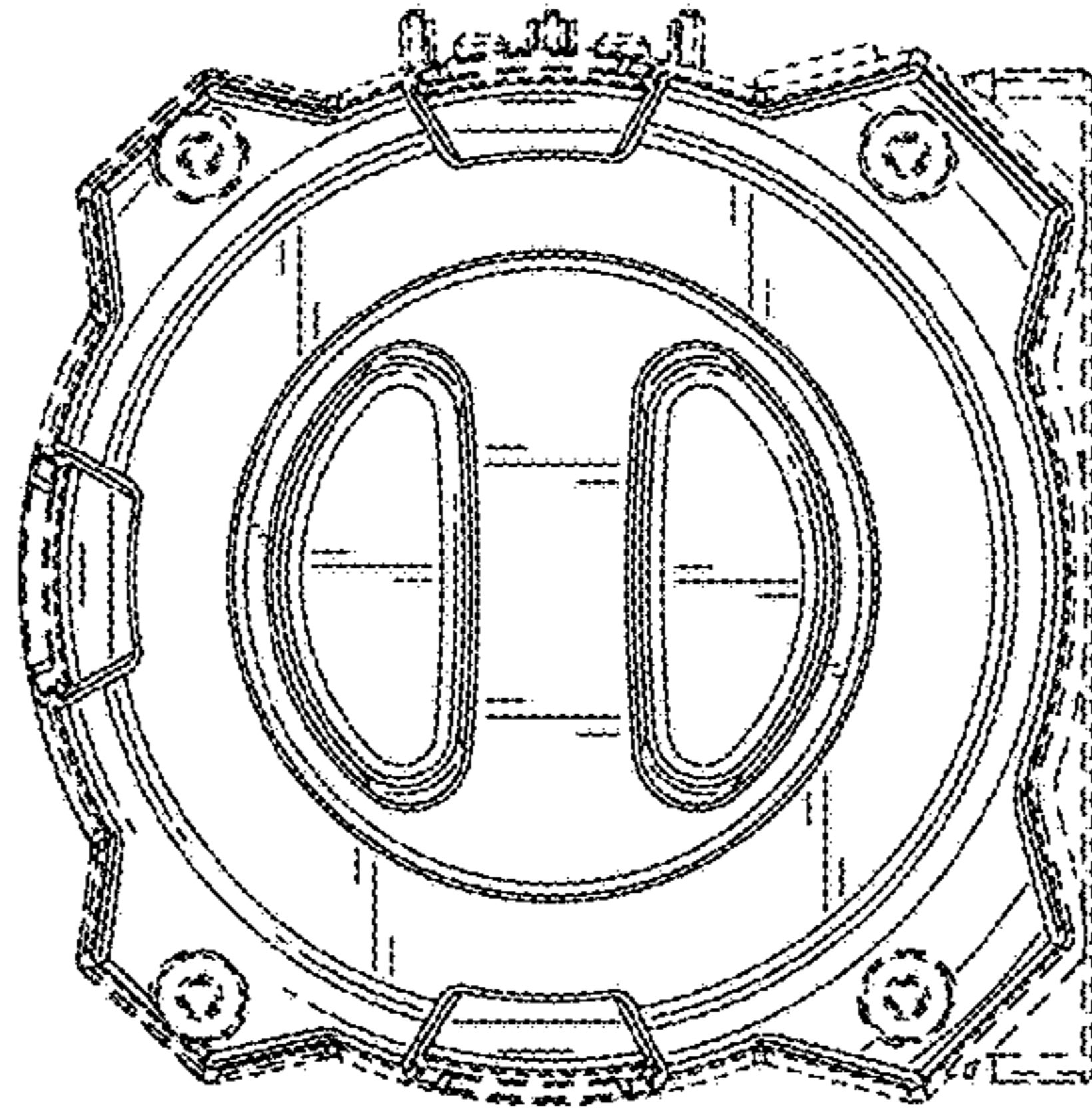


FIG. 5

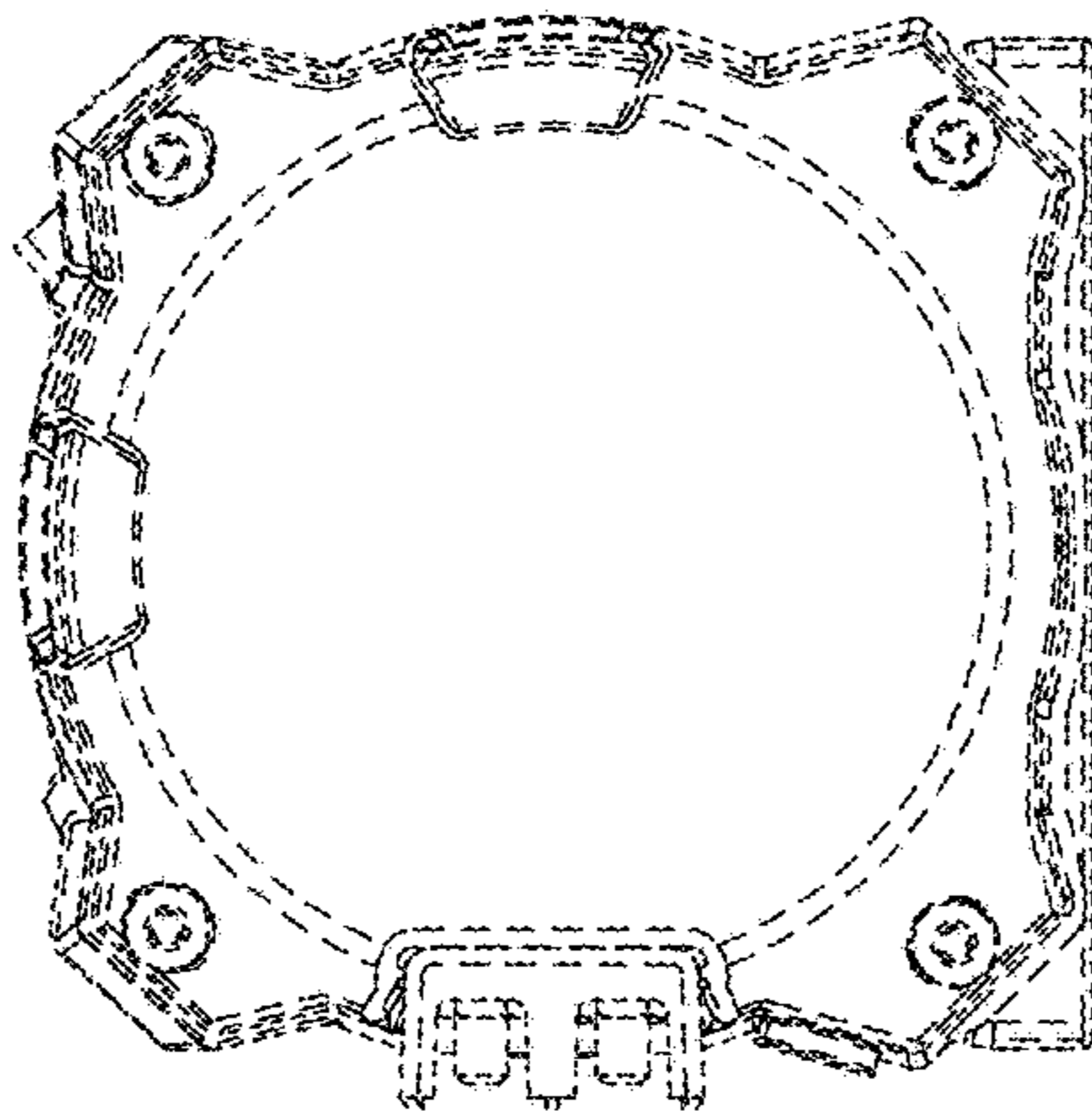


FIG. 4

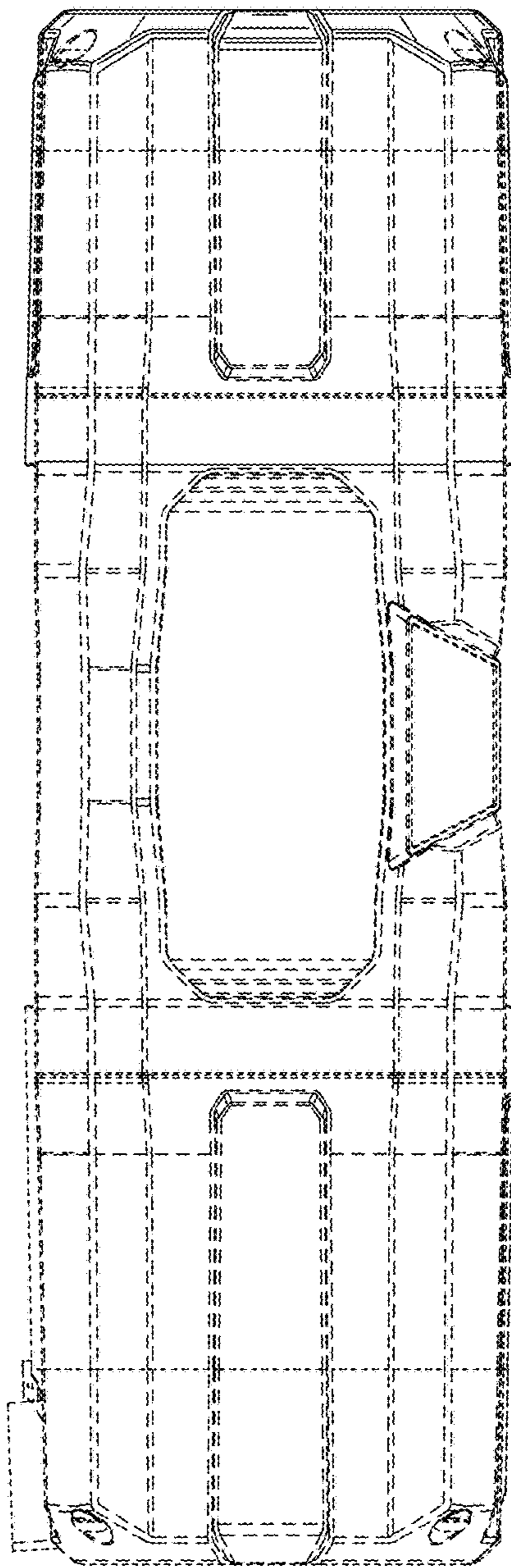


FIG. 6

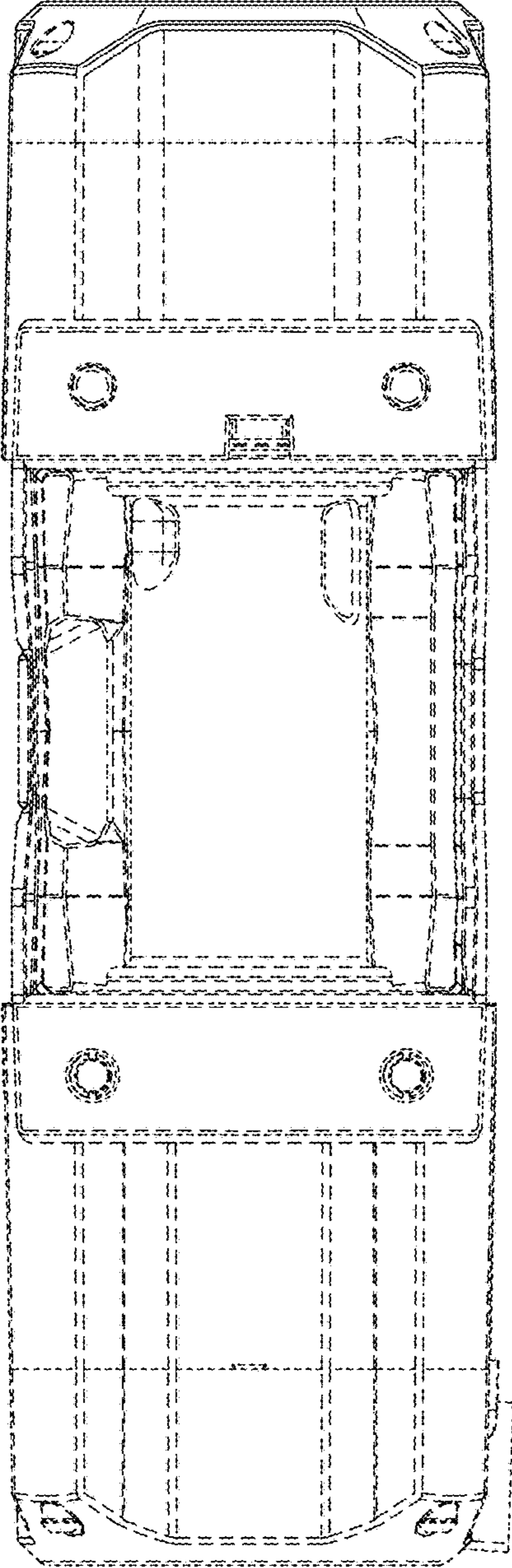


FIG. 7