



US00D852450S

(12) **United States Design Patent**  
**Freeman et al.**

(10) **Patent No.:** **US D852,450 S**  
(45) **Date of Patent:** **\*\* Jun. 25, 2019**

(54) **DISH CADDY DIVIDER**

(71) Applicant: **CAMBRO MANUFACTURING COMPANY**, Huntington Beach, CA (US)

(72) Inventors: **Ernest F. Freeman**, Lake Forest, CA (US); **Abraham Ruiz**, Anaheim, CA (US)

(73) Assignee: **Cambro Manufacturing Company**, Huntington Beach, CA (US)

(\*\*) Term: **15 Years**

(21) Appl. No.: **29/611,820**

(22) Filed: **Jul. 26, 2017**

(51) **LOC (11) Cl.** ..... **12-02**

(52) **U.S. Cl.**  
USPC ..... **D34/27**

(58) **Field of Classification Search**  
USPC ..... D34/27, 35; 254/129; D23/252; D15/142; D8/308, 302; 280/655.1  
CPC .. B25G 1/04; B62B 3/02; B62B 25/06; B62B 5/0006; B62B 3/1428; B62B 3/1444; B62B 3/1416; Y10T 16/458; Y10T 16/498; Y10T 16/44; Y10T 74/20612; Y10T 74/20732; E05B 85/16; A47G 19/08

See application file for complete search history.

(56) **References Cited**

**U.S. PATENT DOCUMENTS**

D333,900 S \* 3/1993 Kinnamon ..... D12/168  
D577,874 S \* 9/2008 Mayer ..... D34/27

D587,421 S \* 2/2009 Liao ..... D25/119  
D789,642 S \* 6/2017 McMurtrey ..... D34/27  
D792,047 S \* 7/2017 Garey ..... D34/12  
9,772,008 B2 \* 9/2017 Noro ..... F16H 7/08  
2015/0353114 A1 \* 12/2015 Morin ..... B62B 5/0006  
280/33.992  
2018/0251144 A1 \* 9/2018 Liao ..... B62B 3/02  
2018/0344062 A1 \* 12/2018 Freeman ..... A47G 19/08

\* cited by examiner

*Primary Examiner* — Cynthia Ramirez

(74) *Attorney, Agent, or Firm* — George Bethel; Marcus C. Dawes


(57) **CLAIM**

We claim the ornamental design for a dish caddy divider, as shown and described.

**DESCRIPTION**

FIG. 1 shows a front perspective view of the dish caddy divider.  
FIG. 2 is a top plan view thereof.  
FIG. 3 is a bottom plan view thereof.  
FIG. 4 is a front elevation view thereof.  
FIG. 5 is a right side elevation view thereof.  
FIG. 6 is a left side elevation view thereof.  
FIG. 7 is a rear elevation view thereof; and,  
FIG. 8 is a bottom and rear perspective view of the dish caddy divider.

**1 Claim, 4 Drawing Sheets**



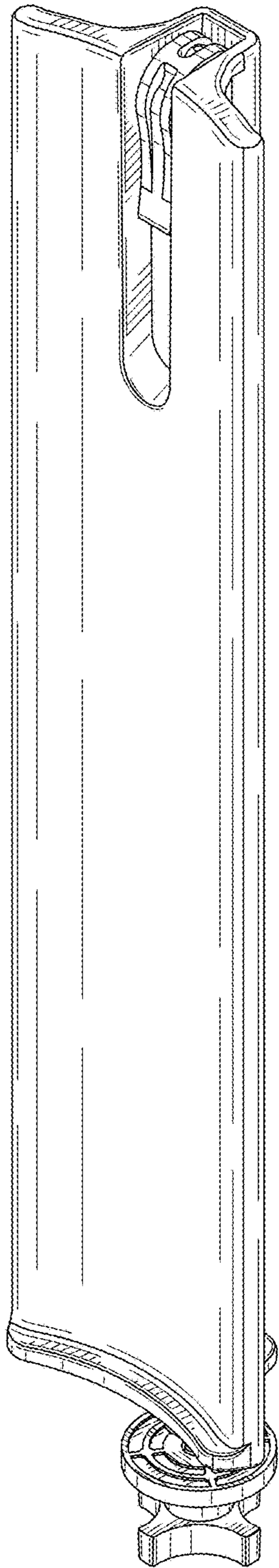


FIG. 1

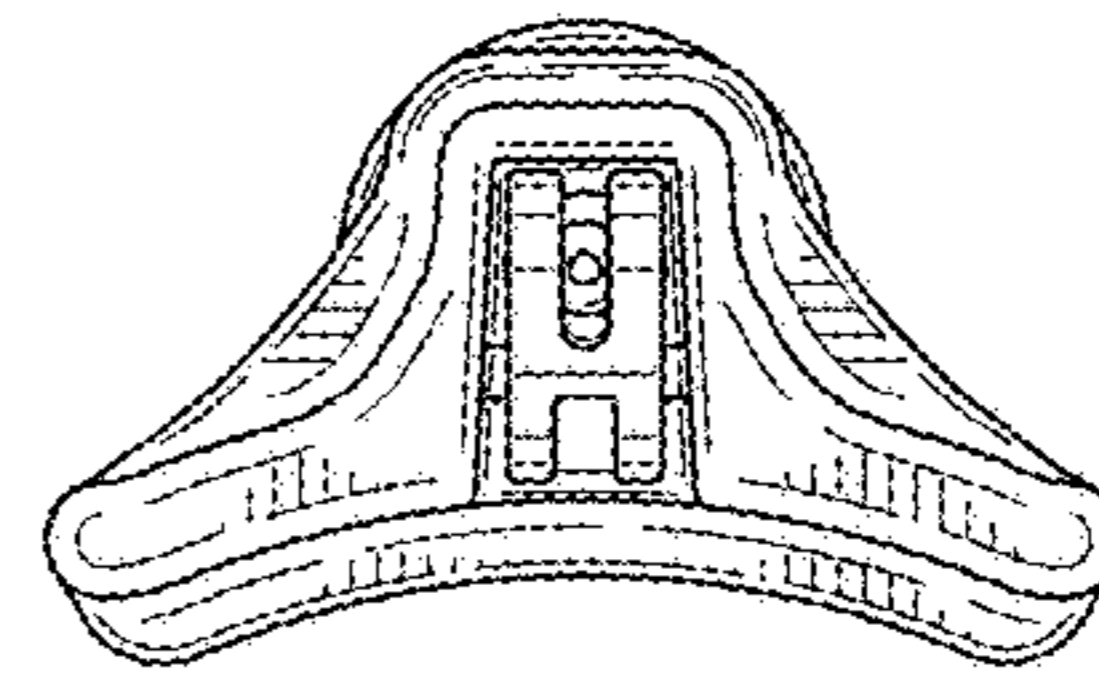


FIG. 2

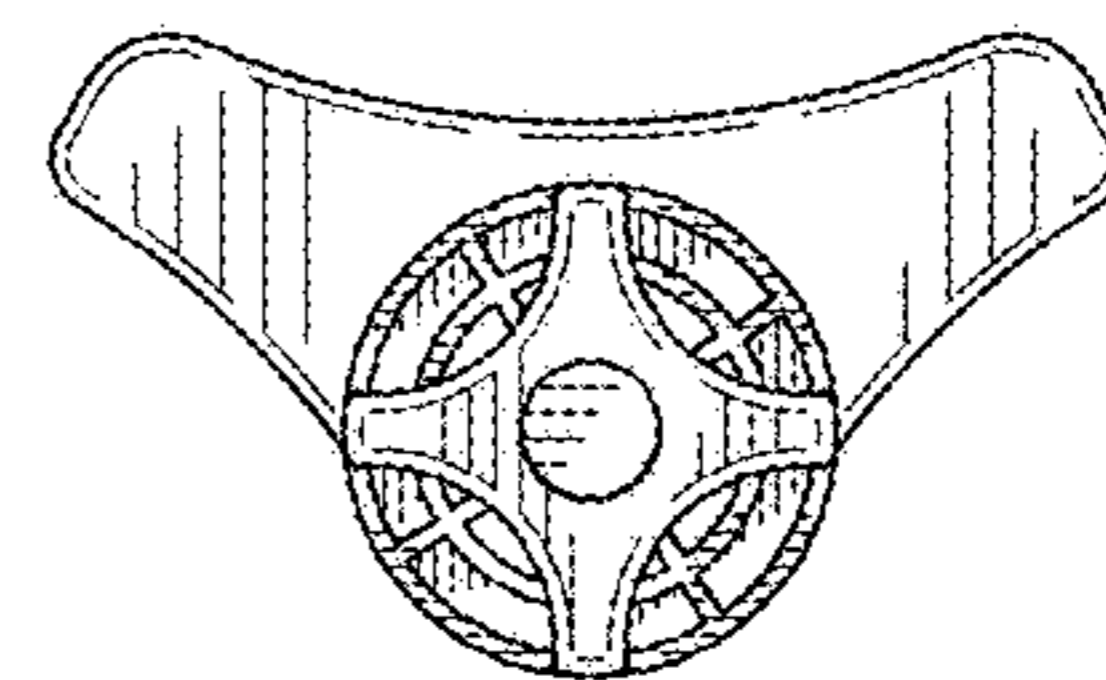


FIG. 3

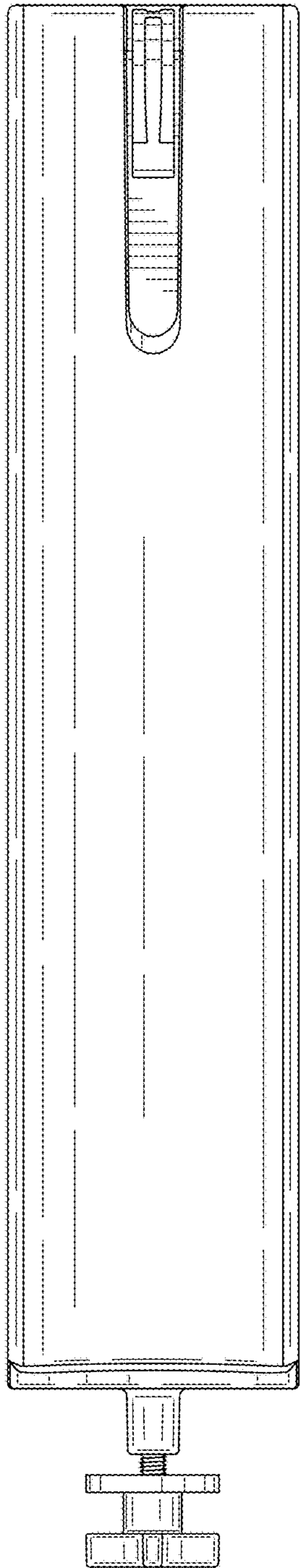


FIG. 4

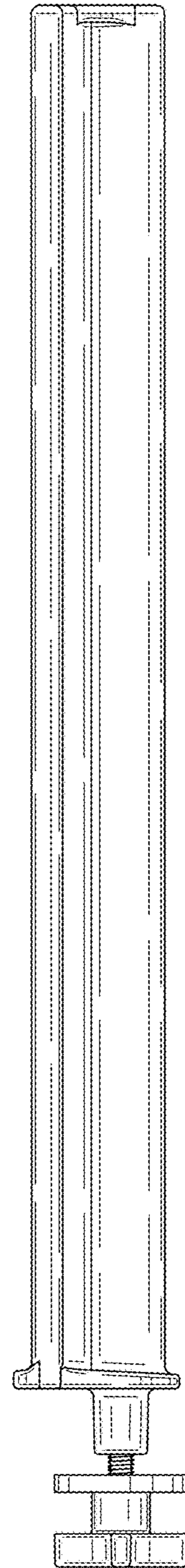


FIG. 5

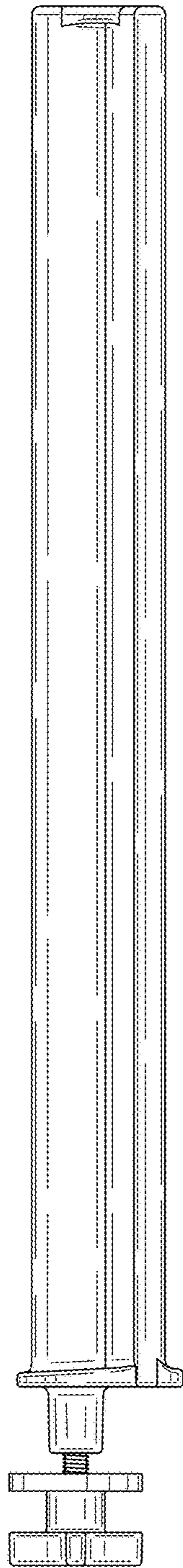


FIG. 6





FIG. 7



*FIG. 8*