



US00D852442S

(12) **United States Design Patent**
Choi et al.

(10) **Patent No.:** **US D852,442 S**
(45) **Date of Patent:** **** Jun. 25, 2019**

(54) **PULSATOR FOR WASHING MACHINE**

FOREIGN PATENT DOCUMENTS

(71) Applicant: **Samsung Electronics Co., Ltd.**,
Suwon-si (KR)

CN 201430261648 1/2015
KR 30-2003-0010760 1/2004

(Continued)

(72) Inventors: **Jung-Ah Choi**, Seoul (KR); **Jin-Nam Kim**, Seoul (KR); **Sung-Kyung Lee**, Seoul (KR)

OTHER PUBLICATIONS

(73) Assignee: **Samsung Electronics Co., Ltd.**,
Suwon-si (KR)

Washer Wash Plate posted by LG posted date Aug. 7, 2013, © Amazon, [online], [site visited Jan. 15, 2019]. Available from Internet, <https://www.amazon.com/AGZ72909702-Washplate-LG-Equipment-Manufacturer> (Year: 2013).*

(Continued)

(**) Term: **15 Years**

(21) Appl. No.: **29/621,281**

(22) Filed: **Oct. 6, 2017**

Primary Examiner — Cynthia Ramirez

Assistant Examiner — Laura H Yu

(74) *Attorney, Agent, or Firm* — NSIP Law

(30) **Foreign Application Priority Data**

Apr. 25, 2017 (KR) 30-2017-0019088

(51) **LOC (11) Cl.** **15-05**

(52) **U.S. Cl.**
USPC **D32/26; D32/25**

(58) **Field of Classification Search**

USPC D32/25, 26; 34/87–88, 523–524, 599,
34/602, 606, 610; 68/3 R, 5 R, 12.01,
68/17 A, 24, 58, 133–134; 8/147, 158;
210/356; 137/512.15; 392/379, 384
CPC D06F 39/008; D06F 39/08; D06F 29/00;
D06F 29/005; D06F 17/10; D06F 23/04

See application file for complete search history.

(56) **References Cited**

U.S. PATENT DOCUMENTS

5,421,174 A * 6/1995 Kim D06F 13/02
68/134
5,680,780 A * 10/1997 Kim D06F 17/10
68/134
5,839,300 A * 11/1998 Yoon D06F 17/10
68/134

(Continued)

(57) **CLAIM**

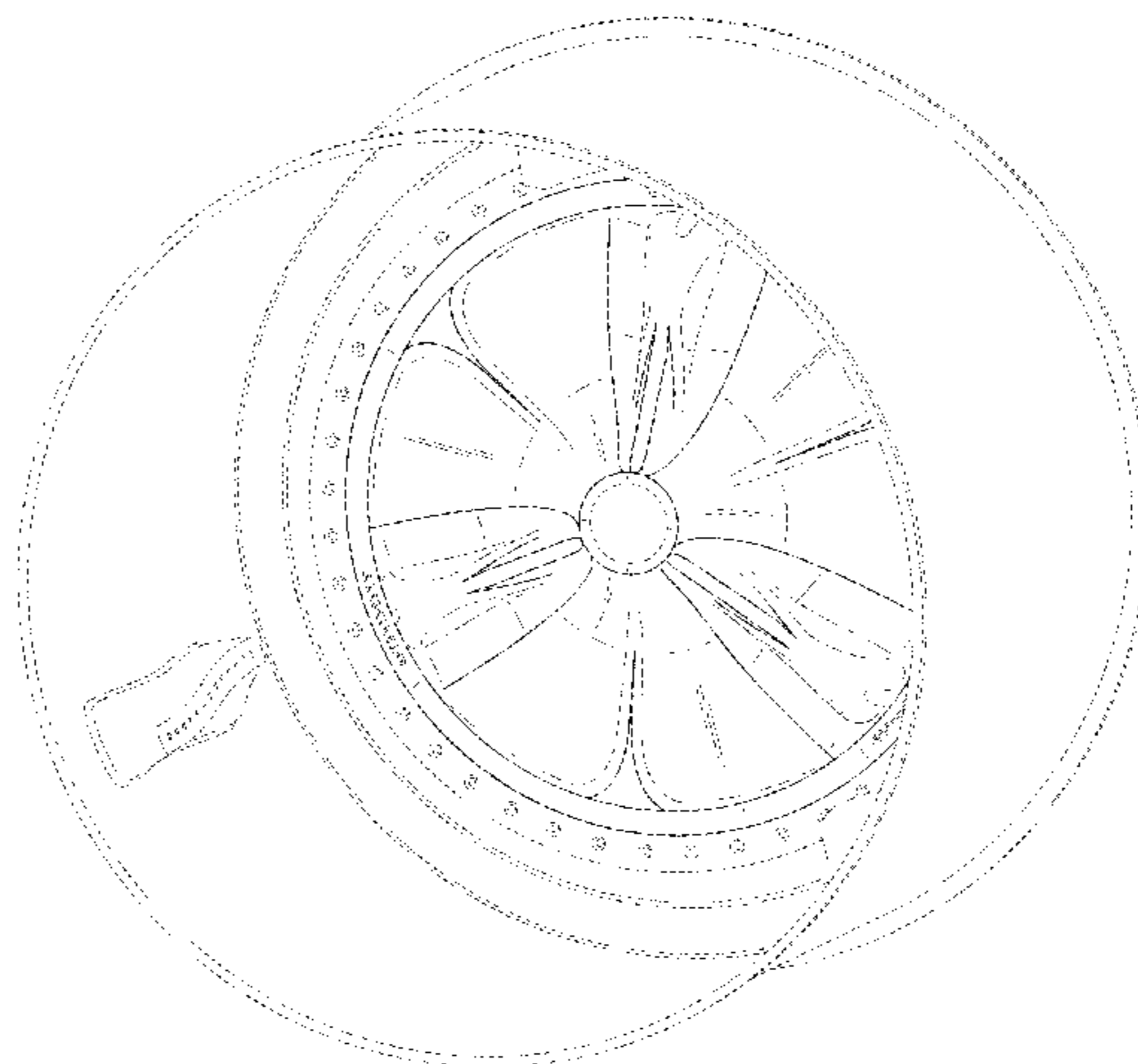
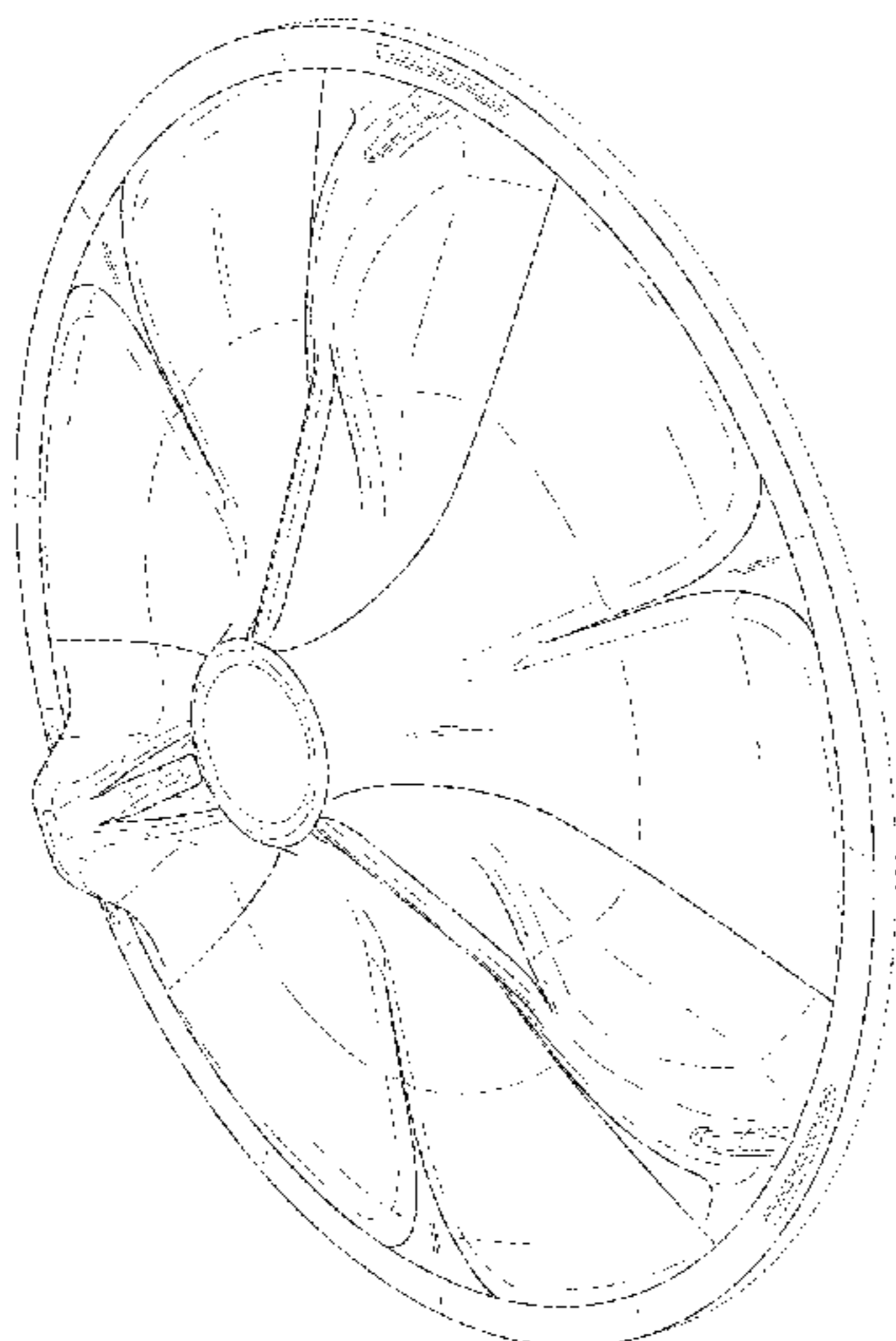
We claim the ornamental design for a pulsator for washing machine, as shown and described.

DESCRIPTION

FIG. 1 is a front perspective view of a pulsator for washing machine showing our new design;
FIG. 2 is a front elevational view thereof;
FIG. 3 is a rear elevational view thereof;
FIG. 4 is a left-side elevational view thereof;
FIG. 5 is a right-side elevational view thereof;
FIG. 6 is a top plan view thereof;
FIG. 7 is a bottom plan view thereof; and,
FIG. 8 is front perspective view of a pulsator for washing machine in condition of use.

The broken lines in the figures illustrate portions of the pulsator for washing machine that form no part of the claimed design. The broken lines in FIG. 8 of a washing machine illustrate environment and form no part of the claimed design.

1 Claim, 8 Drawing Sheets



(56)

References Cited

U.S. PATENT DOCUMENTS

7,506,525 B2 * 3/2009 La Belle D06F 13/02
68/131
D679,463 S 4/2013 Zhang et al.
D739,103 S * 9/2015 Yang D32/26
D814,128 S * 3/2018 Shin D32/26
9,994,986 B2 * 6/2018 Kim D06F 17/06
2003/0200774 A1 * 10/2003 Kim D06F 17/06
68/133
2013/0319056 A1 * 12/2013 Lee D06F 17/10
68/18 F
2015/0040620 A1 * 2/2015 Jeong D06F 13/02
68/18 FA

FOREIGN PATENT DOCUMENTS

KR 30-2011-0002471 4/2012
KR 30-2015-0067251 4/2016

OTHER PUBLICATIONS

How to Clean Washing Machine posted by Clean Mama posted date Jul. 10, 2014, © CleanMama.Net, [online], [site visited Jan. 15, 2019]. Available from Internet, <https://www.cleanmama.net/2014/07/how-to-naturally-clean-any-washing-machine.html> (Year: 2014).*

2017 SamSung Washer and Dryer posted by Georgy George posted date Apr. 22, 2017, © YouTube, [online], [site visited Jan. 15, 2019]. Available from Internet, <https://www.youtube.com/watch?v=We4RgvCvw5Y> (Year: 2017).*

* cited by examiner

FIG. 1

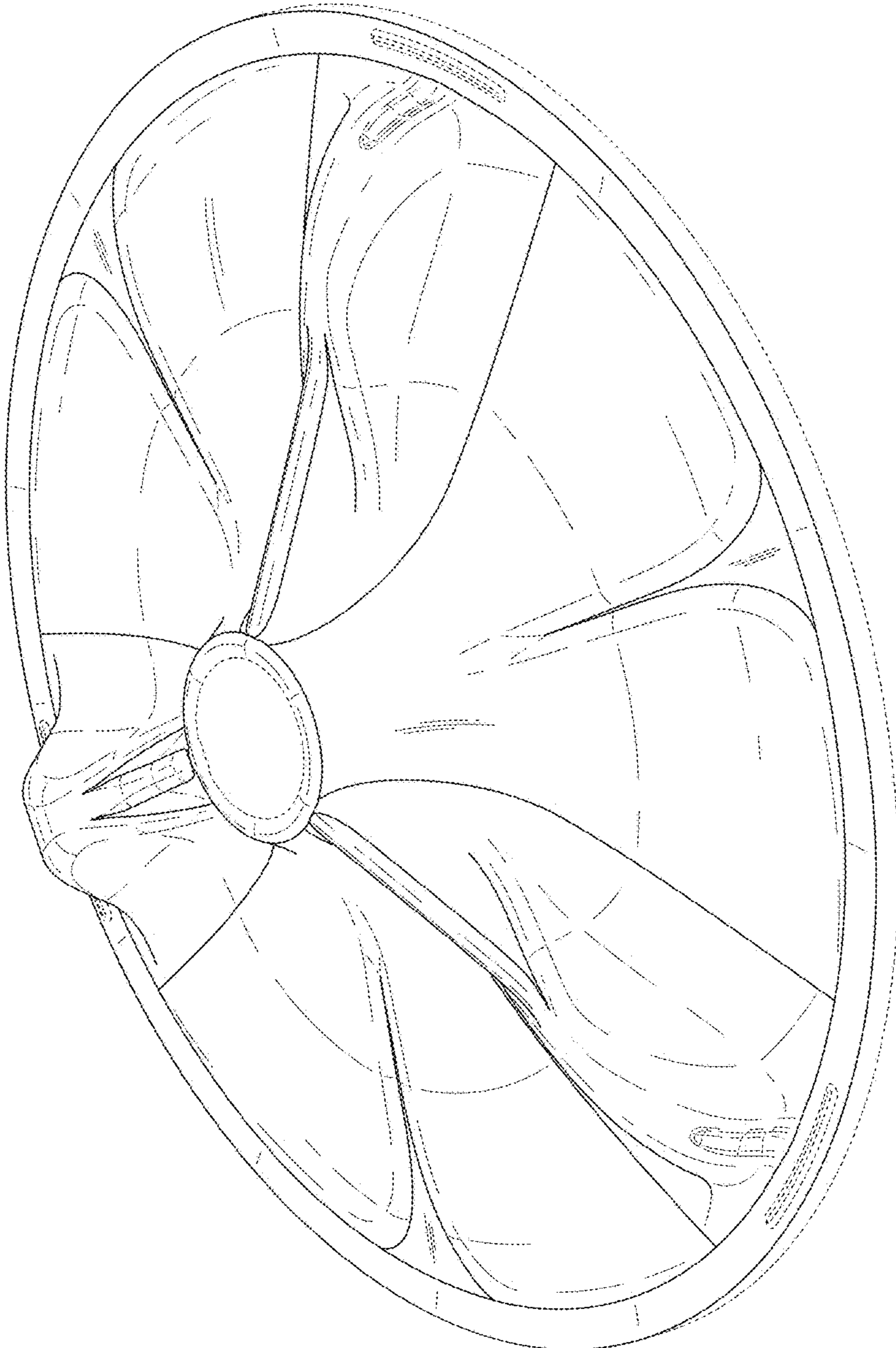


FIG. 2




FIG. 3

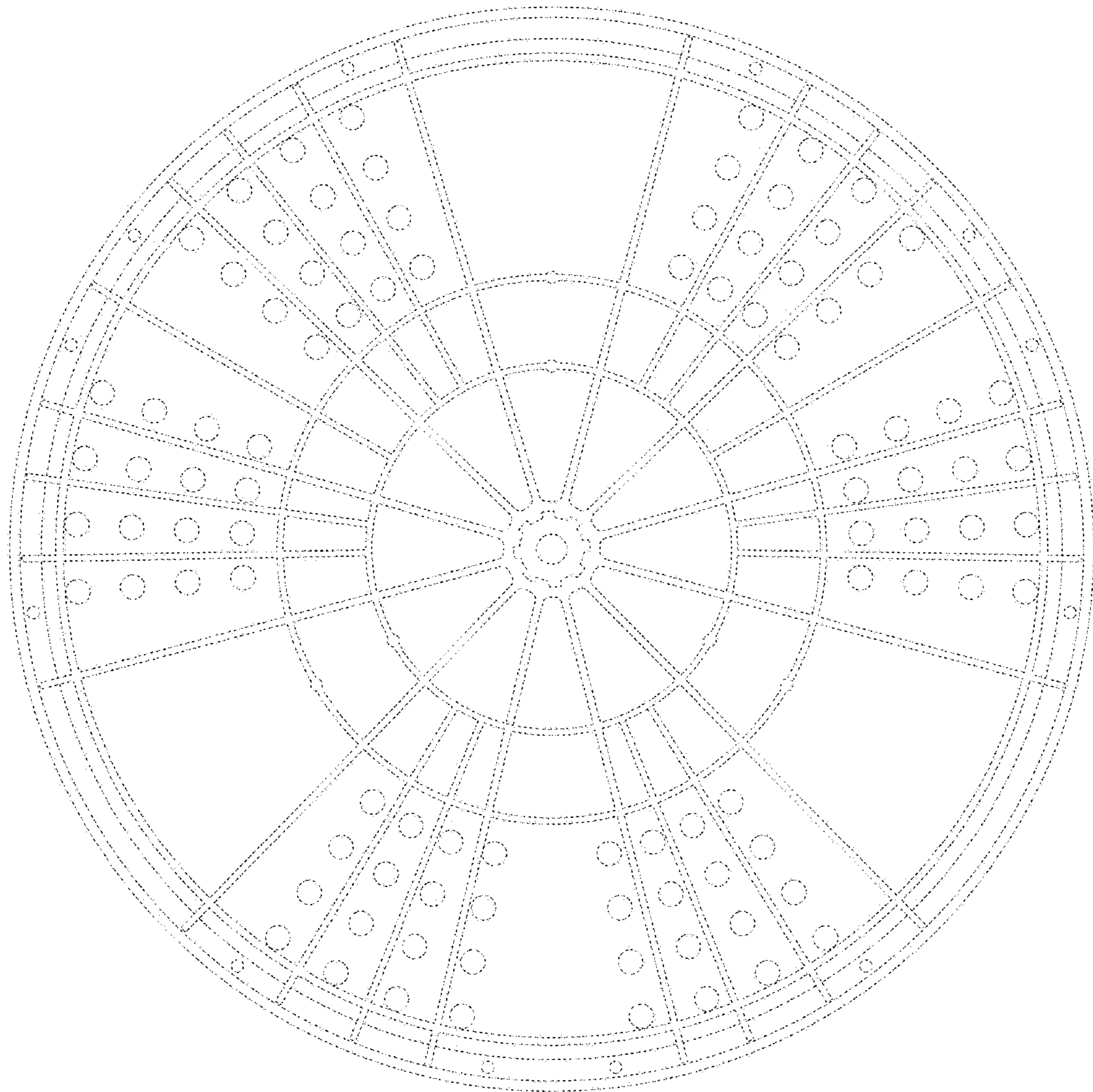


FIG. 4

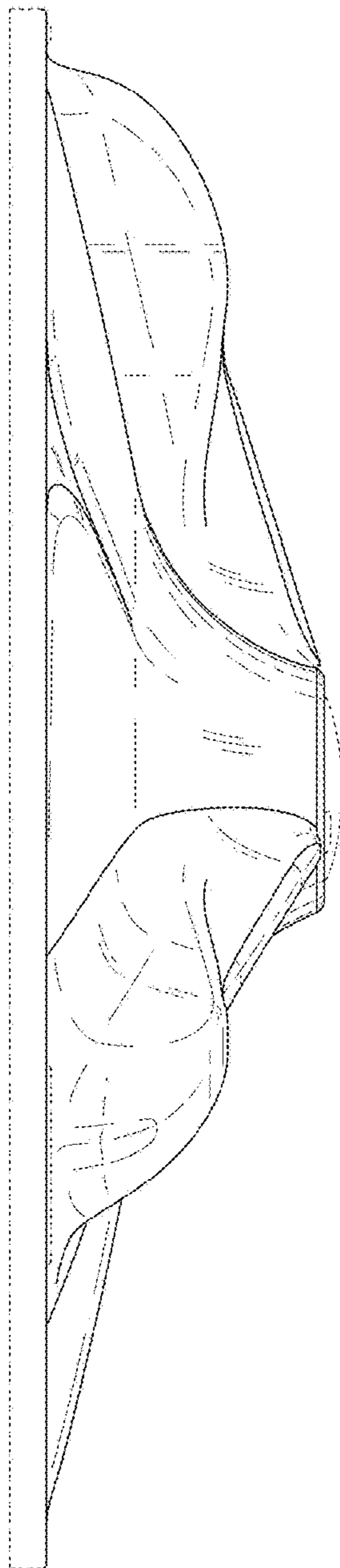


FIG. 5

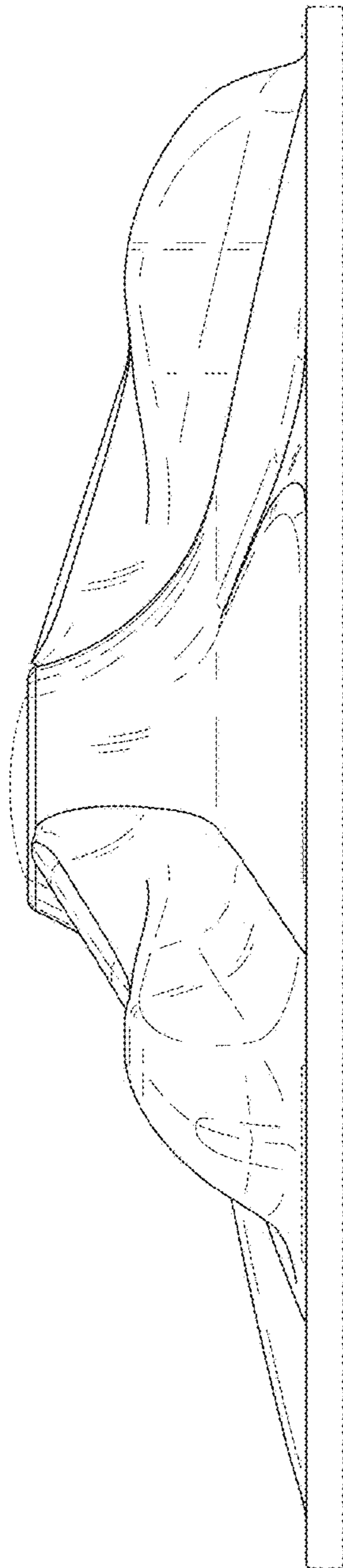


FIG. 6

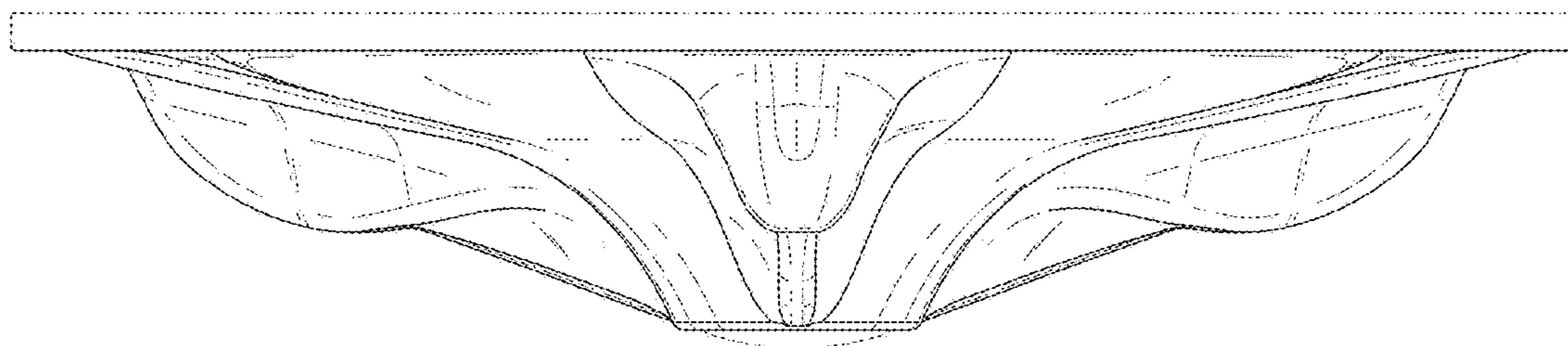


FIG. 7

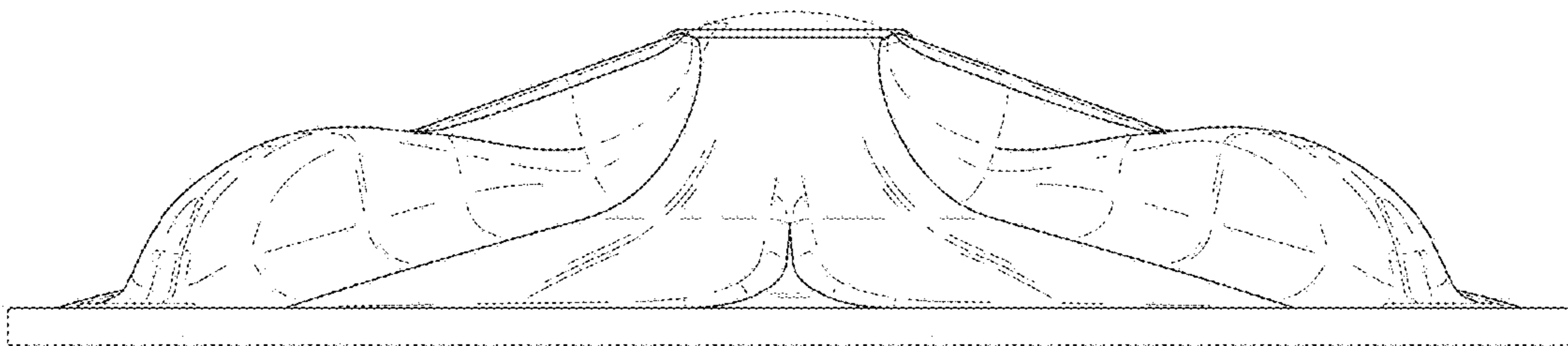


FIG. 8

