



US00D852434S

(12) **United States Design Patent**  
**Hua et al.**

(10) **Patent No.:** **US D852,434 S**  
(45) **Date of Patent:** **\*\* Jun. 25, 2019**

- (54) **BIRD FEEDER**
- (71) Applicant: **Cixi Huazhijie Plastic Product Co., Ltd., Cixi (CN)**
- (72) Inventors: **Jie Hua, Cixi (CN); Shimin Hua, Cixi (CN)**
- (73) Assignee: **Cixi Huazhijie Plastic Product Co., Ltd., Cixi (CN)**
- (\*\*) Term: **15 Years**
- (21) Appl. No.: **29/631,475**
- (22) Filed: **Dec. 29, 2017**
- (51) **LOC (11) Cl.** ..... **30-03**
- (52) **U.S. Cl.**  
USPC ..... **D30/127; D30/124**
- (58) **Field of Classification Search**  
USPC ..... D30/121, 124, 126–129, 133, 199, D30/110–112, 123, 125; 119/52.2, 51.5, 119/61.5, 57.8, 57.9, 52.3, 61.1, 531, 63, 119/428–435, 52.4, 55, 61.3, 69.5, 75, 76, 119/56.1, 51.01; 47/67, 83; 248/318; D11/164, 152; 211/128.1; D27/123; D6/495, 460, 461, 476, 405; D25/22, 23, D25/26, 29, 32, 33, 47.1, 48.1, 55–61, D25/103, 199  
CPC ..... A01K 39/00; A01K 39/01; A01K 39/04; A01K 39/0206; A01K 39/0106; A01K 39/014; A01K 39/0113; A01K 39/012; A01K 39/06; A01K 5/0225; A01K 5/00; A01K 31/14; F16M 13/02; F16M 13/022  
See application file for complete search history.

- D216,199 S \* 12/1969 Brown, Jr. .... D30/125
- 3,482,549 A \* 12/1969 Episcopo ..... A01K 39/0106  
119/51.03
- D216,430 S \* 1/1970 Brown, Jr. .... D30/125
- D222,481 S \* 10/1971 Rakowski ..... 119/51.01
- 3,990,403 A \* 11/1976 Jacobs ..... A01K 39/00  
119/72.5
- 5,195,463 A \* 3/1993 Lorenzana ..... A01K 45/002  
119/52.2
- 5,353,742 A \* 10/1994 Mauritz ..... A01K 39/02  
119/52.2
- D368,557 S \* 4/1996 McGinty ..... D30/124
- D440,360 S \* 4/2001 Nysten ..... D30/124
- 6,553,936 B2 \* 4/2003 Sasso ..... A01K 39/012  
119/72
- D505,227 S \* 5/2005 Sasso ..... D30/124
- D505,521 S \* 5/2005 Schrodtt ..... 119/51.01
- 2009/0199777 A1 \* 8/2009 Webber ..... A01K 39/02  
119/74

\* cited by examiner

*Primary Examiner* — Susan Moon Lee

(74) *Attorney, Agent, or Firm* — Wang Law Firm, Inc.

(57) **CLAIM**

The ornamental design for a bird feeder, as shown and described.

**DESCRIPTION**

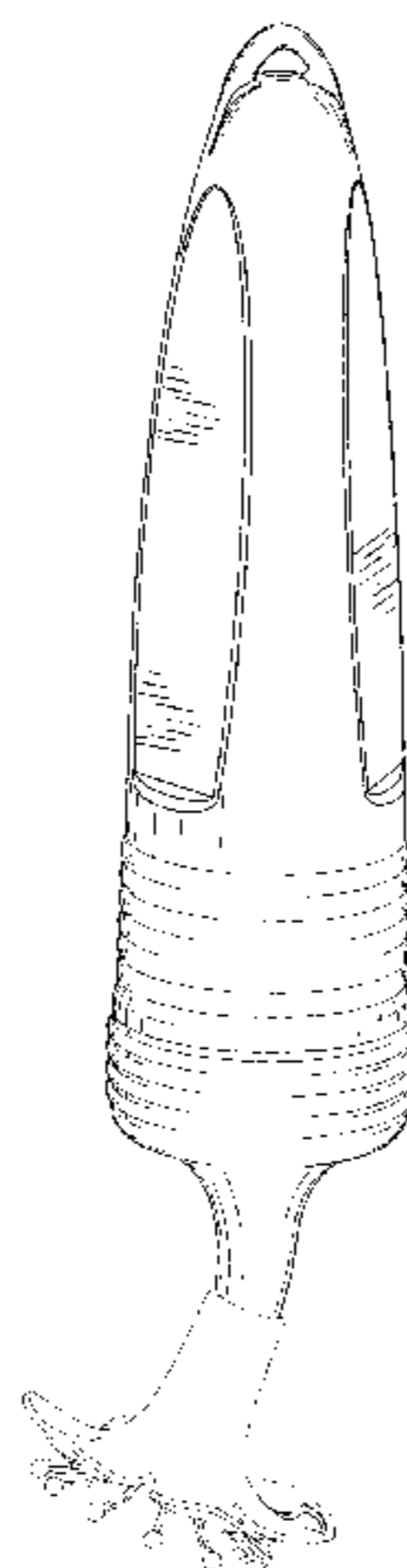
FIG. 1 is a front view of a bird feeder showing my new design;  
 FIG. 2 is a right side view thereof;  
 FIG. 3 is a left side view thereof;  
 FIG. 4 is a top view thereof;  
 FIG. 5 is a bottom view thereof;  
 FIG. 6 is a rear view thereof; and,  
 FIG. 7 is a perspective view thereof.  
 The broken lines and unshaded portions contained within broken lines depict unclaimed features of the bird feeder that form no part of the claimed design but are shown for purposes of illustration.

**1 Claim, 6 Drawing Sheets**

(56) **References Cited**

**U.S. PATENT DOCUMENTS**

- 2,362,215 A \* 11/1944 Morreale ..... A01K 39/06  
119/51.01
- D208,410 S \* 8/1967 Jacobsen ..... D30/124



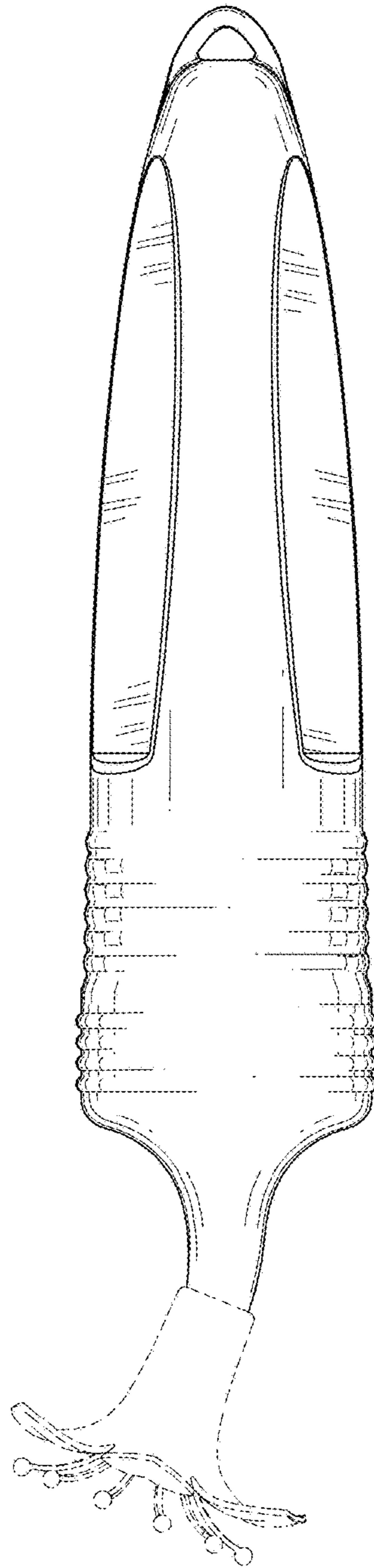


FIG. 1

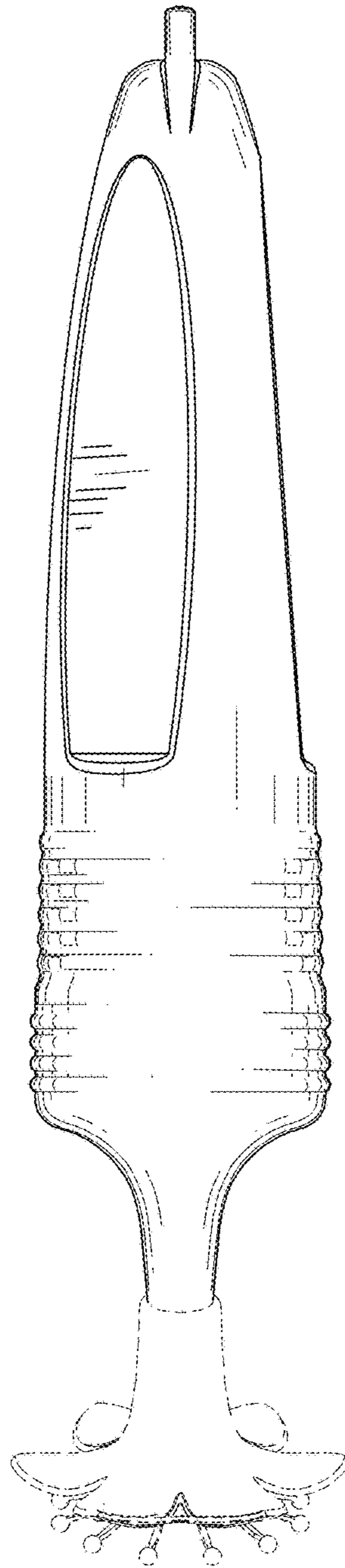


FIG. 2

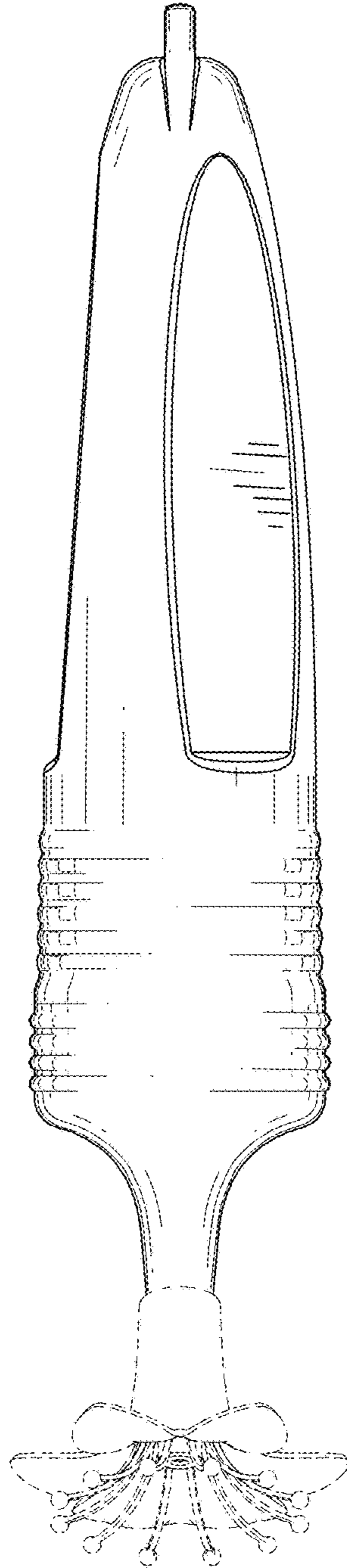


FIG. 3

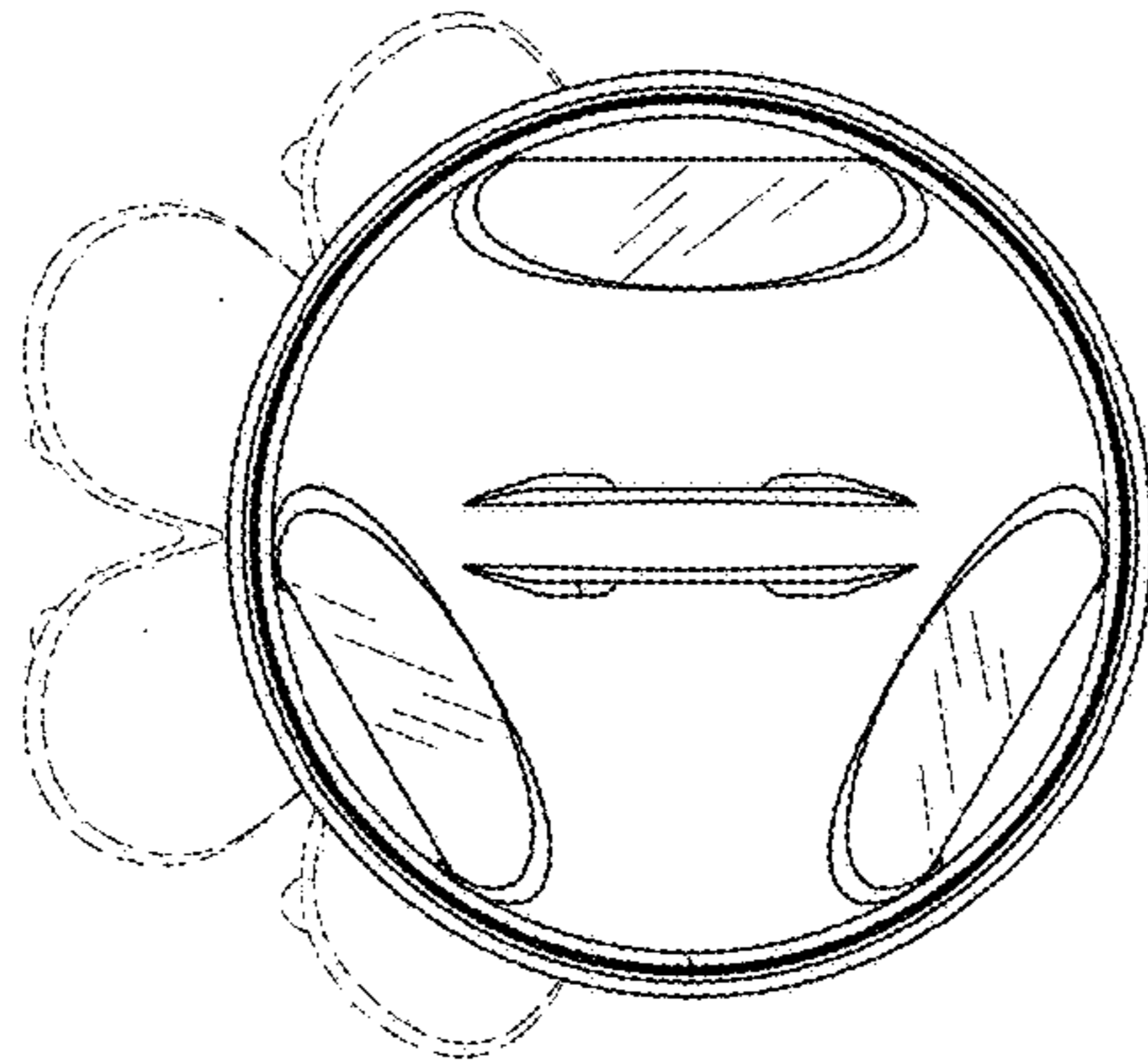


FIG. 4

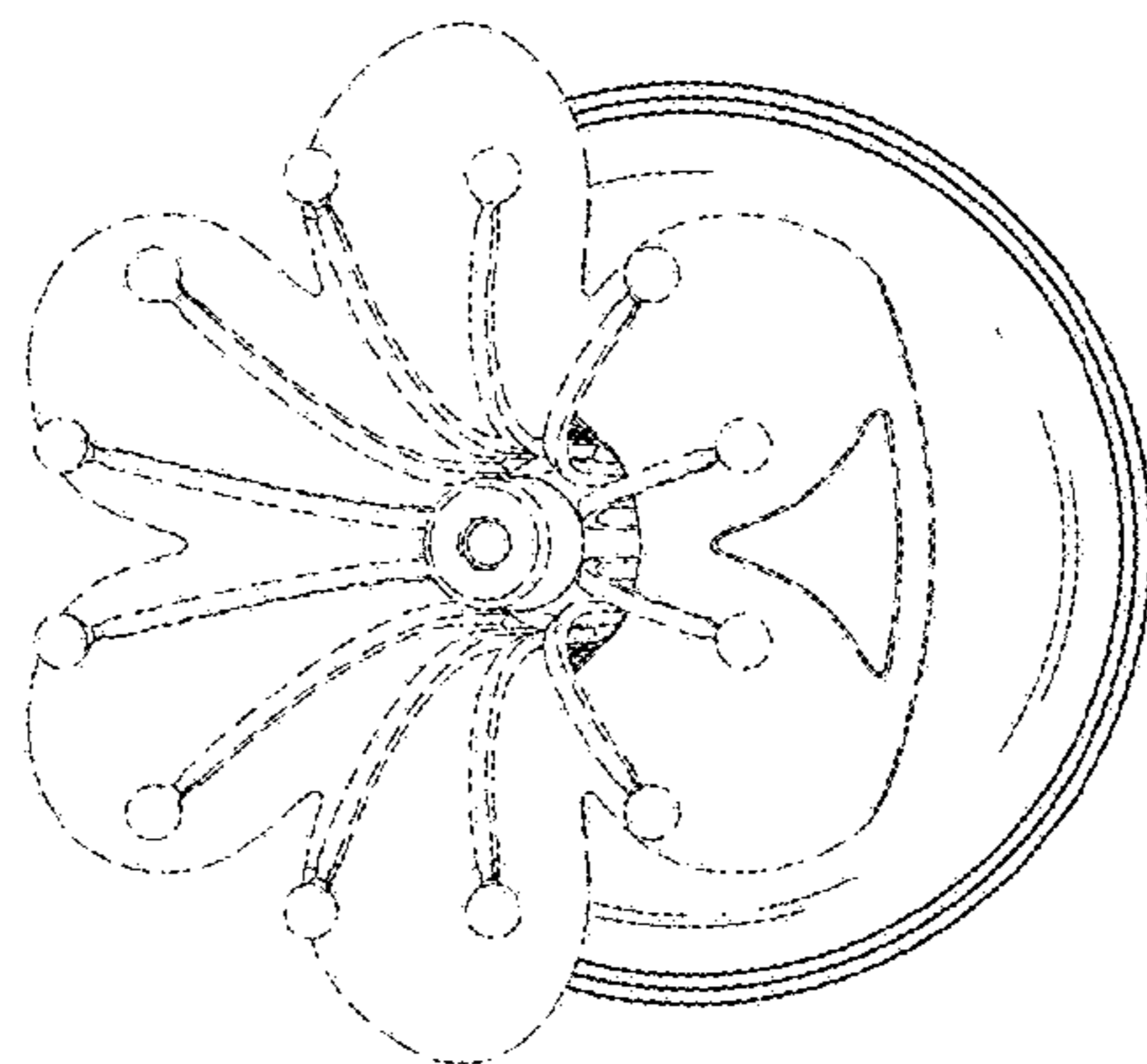


FIG. 5

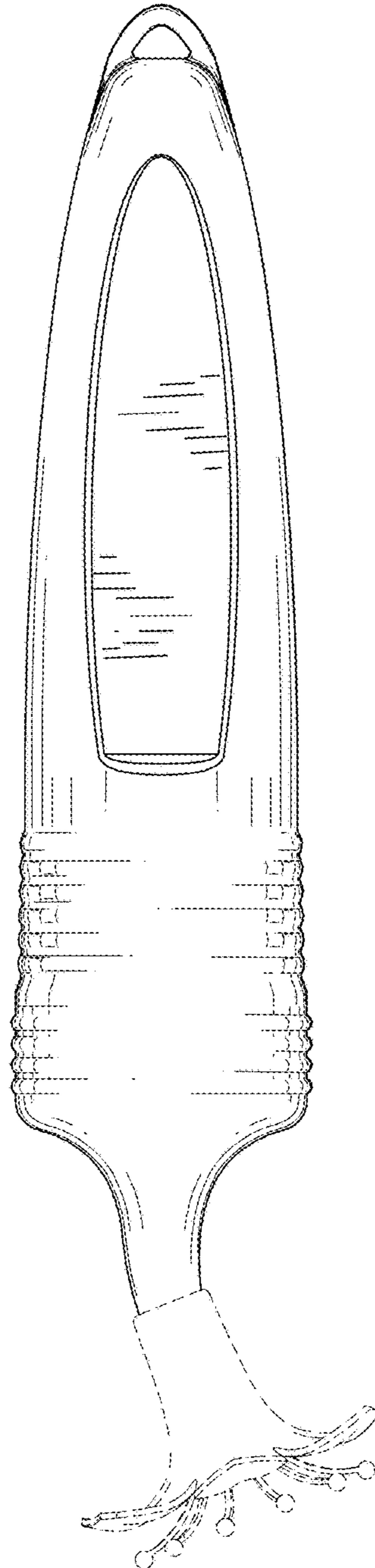


FIG. 6



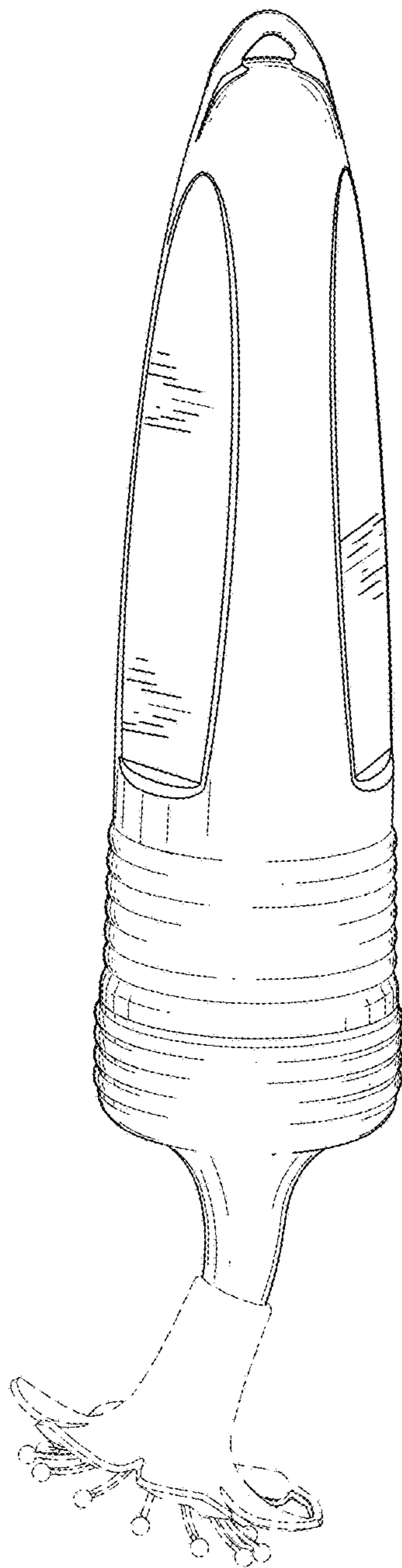


FIG. 7