



US00D852432S

(12) **United States Design Patent**  
**Hua et al.**

(10) **Patent No.:** **US D852,432 S**  
(45) **Date of Patent:** **\*\* Jun. 25, 2019**

- (54) **BIRD FEEDER**
- (71) Applicant: **Cixi Huazhijie Plastic Co., Ltd.**, Cixi (CN)
- (72) Inventors: **Jie Hua**, Cixi (CN); **Shimin Hua**, Cixi (CN)
- (73) Assignee: **Cixi Huazhijie Plastic Co., Ltd.**, Cixi (CN)

7,958,845 B2 \* 6/2011 Gardner ..... A01K 1/0356  
119/72  
D789,621 S \* 6/2017 Nifong ..... D30/124  
D812,821 S \* 3/2018 Tang ..... D30/124  
D813,466 S \* 3/2018 Tang ..... D30/124  
D813,467 S \* 3/2018 Tang ..... D30/124  
2009/0145875 A1 \* 6/2009 Gardner ..... A01K 39/02  
215/228  
2011/0011345 A1 \* 1/2011 LoRocco ..... A01K 39/02  
119/72

(\*\*) Term: **15 Years**

\* cited by examiner

(21) Appl. No.: **29/621,964**

*Primary Examiner* — Susan Moon Lee

(22) Filed: **Oct. 12, 2017**

(74) *Attorney, Agent, or Firm* — Wang Law Firm, Inc.

(51) **LOC (11) Cl.** ..... **30-03**

(52) **U.S. Cl.**  
USPC ..... **D30/126; D30/124**

(57) **CLAIM**

(58) **Field of Classification Search**  
USPC ..... D30/121, 124, 126–129, 133, 199,  
D30/110–112, 123, 125; 119/52.2, 51.5,  
119/61.5, 57.8, 57.9, 52.3, 61.1, 531, 63,  
119/428–435, 52.4, 55, 61.3, 69.5, 75, 76,  
119/56.1, 51.01; 47/67, 83; 248/318;  
D11/164, 152; 211/128.1; D27/123;  
D6/495, 460, 461, 476, 405; D25/22, 23,  
D25/26, 29, 32, 33, 47.1, 48.1, 55–61,  
D25/103, 199  
CPC ..... A01K 39/00; A01K 39/01; A01K 39/04;  
A01K 39/0206; A01K 39/0106; A01K  
39/014; A01K 39/0113; A01K 39/012;  
A01K 39/06; A01K 5/0225; A01K 5/00;  
A01K 31/14; F16M 13/02; F16M 13/022  
See application file for complete search history.

We claim the ornamental design for a bird feeder, as shown and described.

**DESCRIPTION**

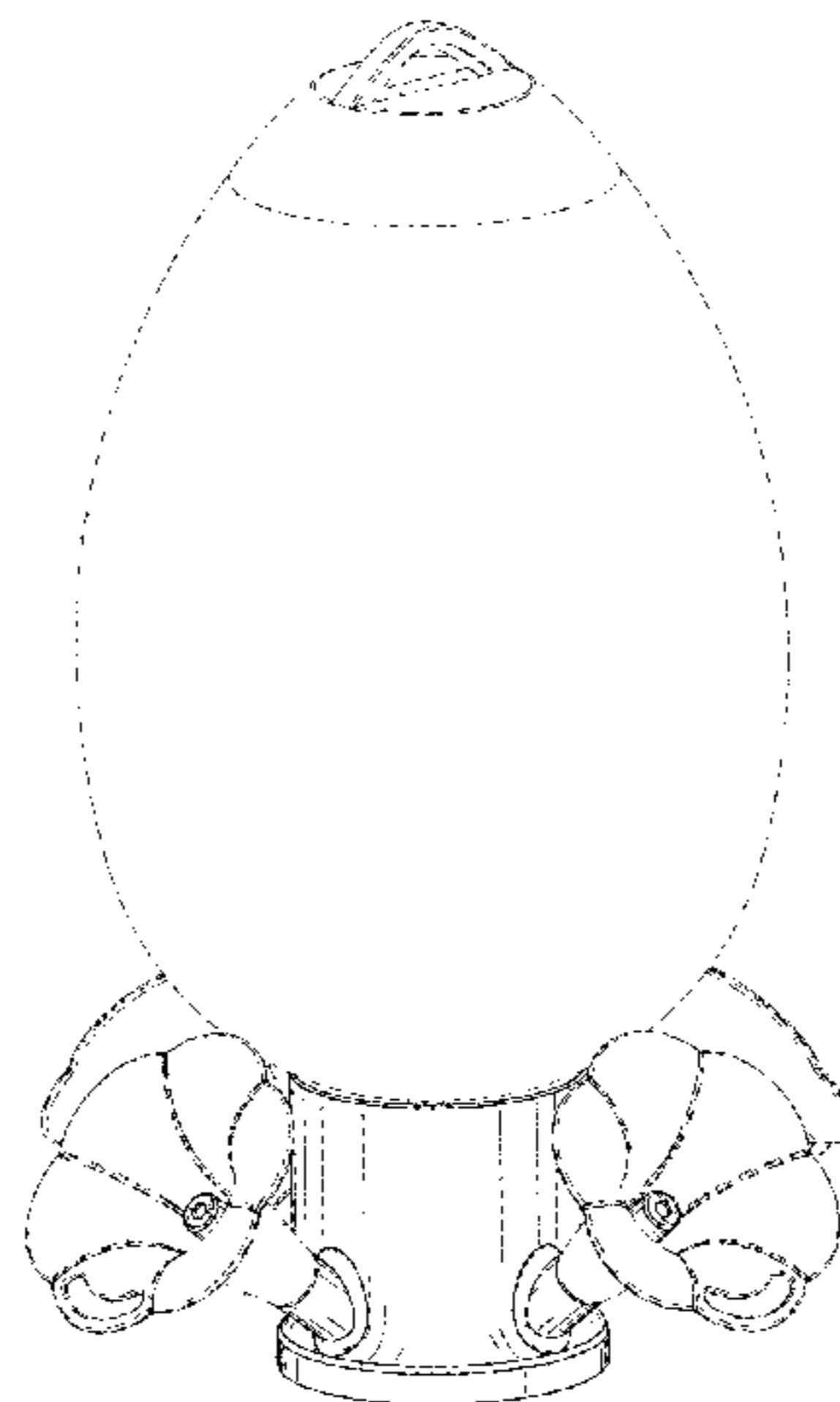
FIG. 1 is a front elevation view of a bird feeder showing my new design;  
FIG. 2 is a rear view thereof;  
FIG. 3 is a left side view thereof;  
FIG. 4 is a top view thereof;  
FIG. 5 is a bottom view thereof;  
FIG. 6 is a right side view thereof;  
FIG. 7 is a top perspective view thereof; and,  
FIG. 8 is bottom perspective view thereof.  
The broken lines and unshaded portions contained within broken lines depict unclaimed features of the bird feeder that form no part of the claimed design but are shown for purposes of illustration.

(56) **References Cited**

**U.S. PATENT DOCUMENTS**

- 4,938,168 A \* 7/1990 Meidell ..... A01K 39/00  
119/77
- 5,507,249 A \* 4/1996 Shaw ..... A01K 39/0113  
119/72

**1 Claim, 7 Drawing Sheets**



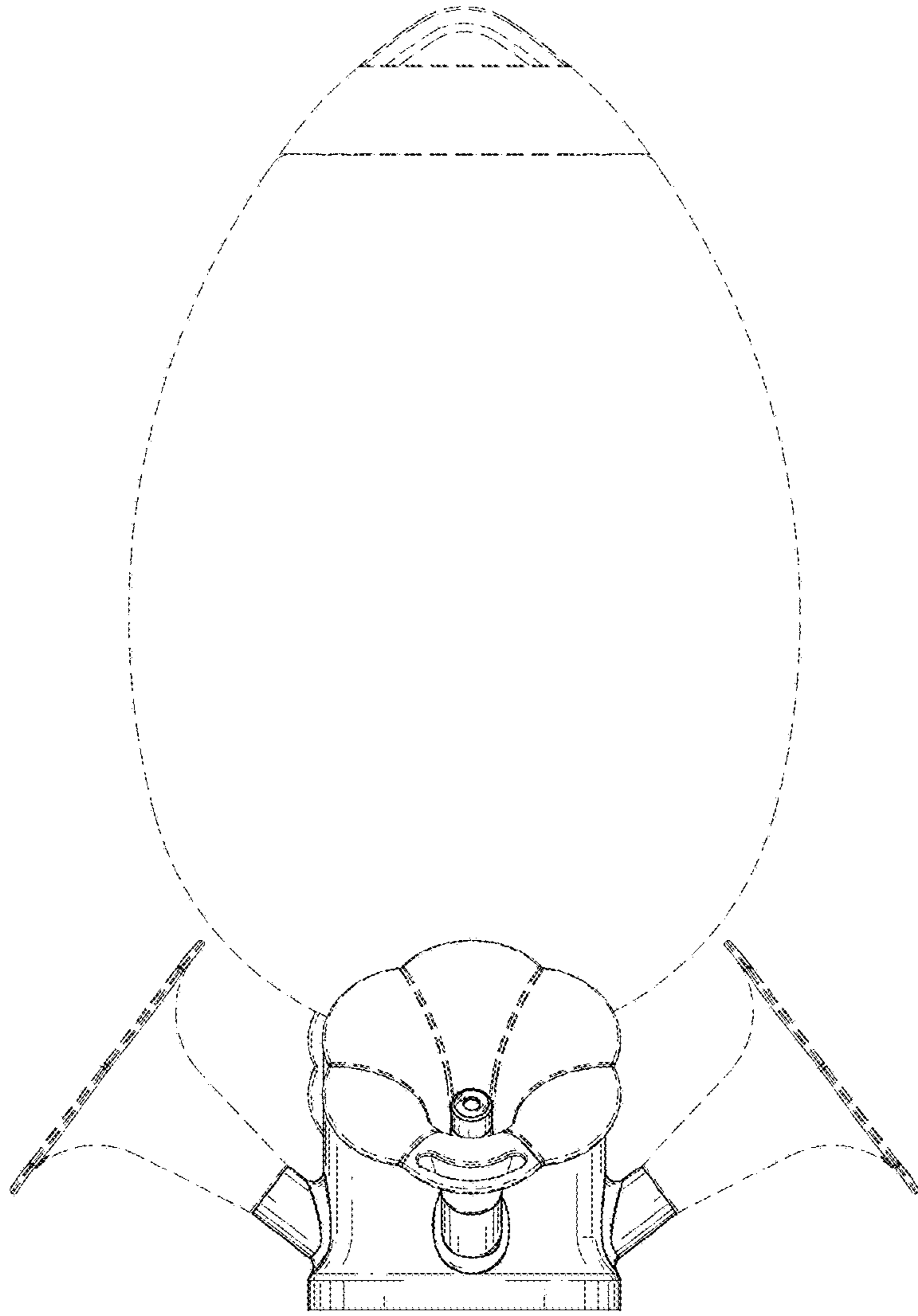


FIG.1

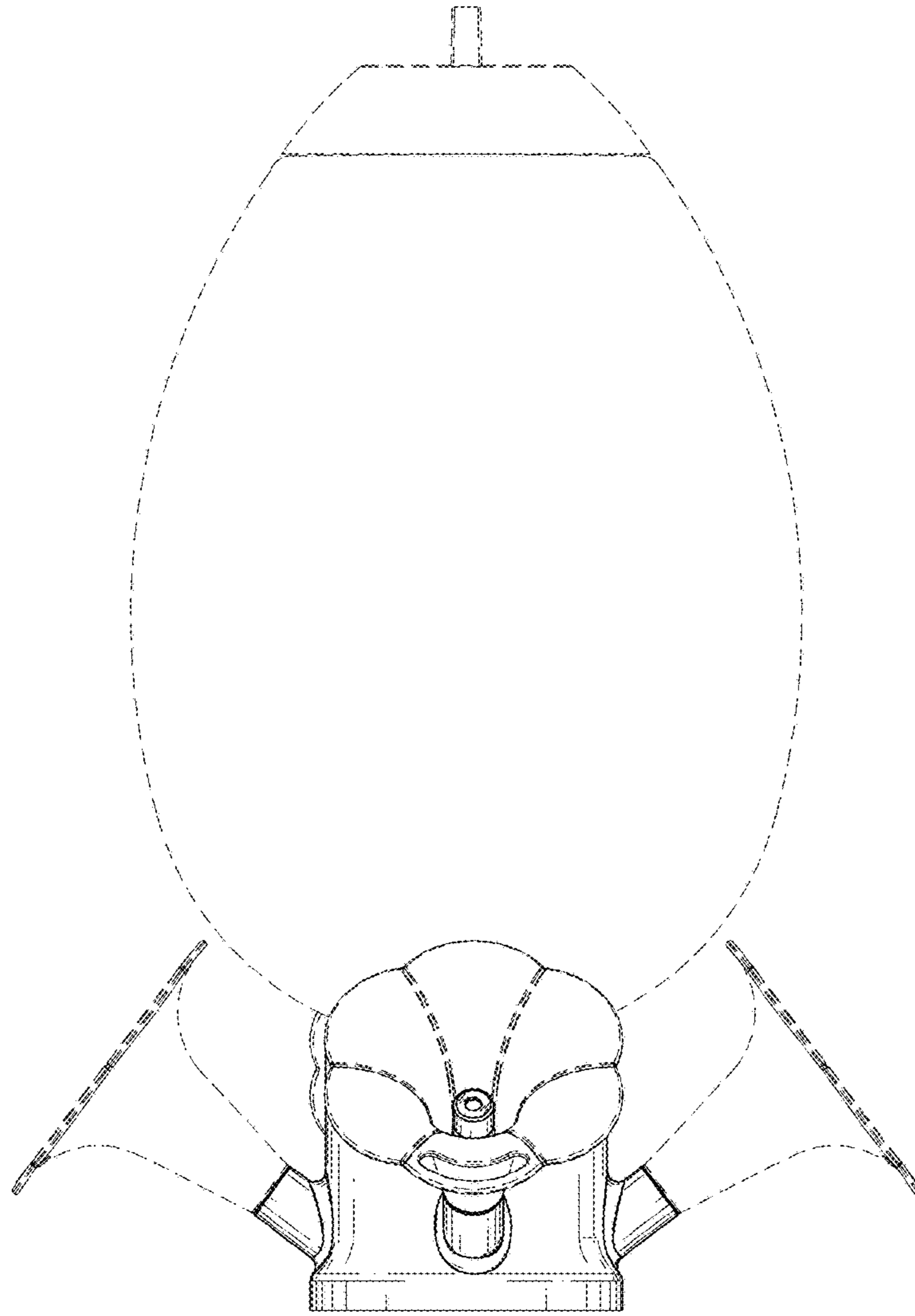


FIG.2

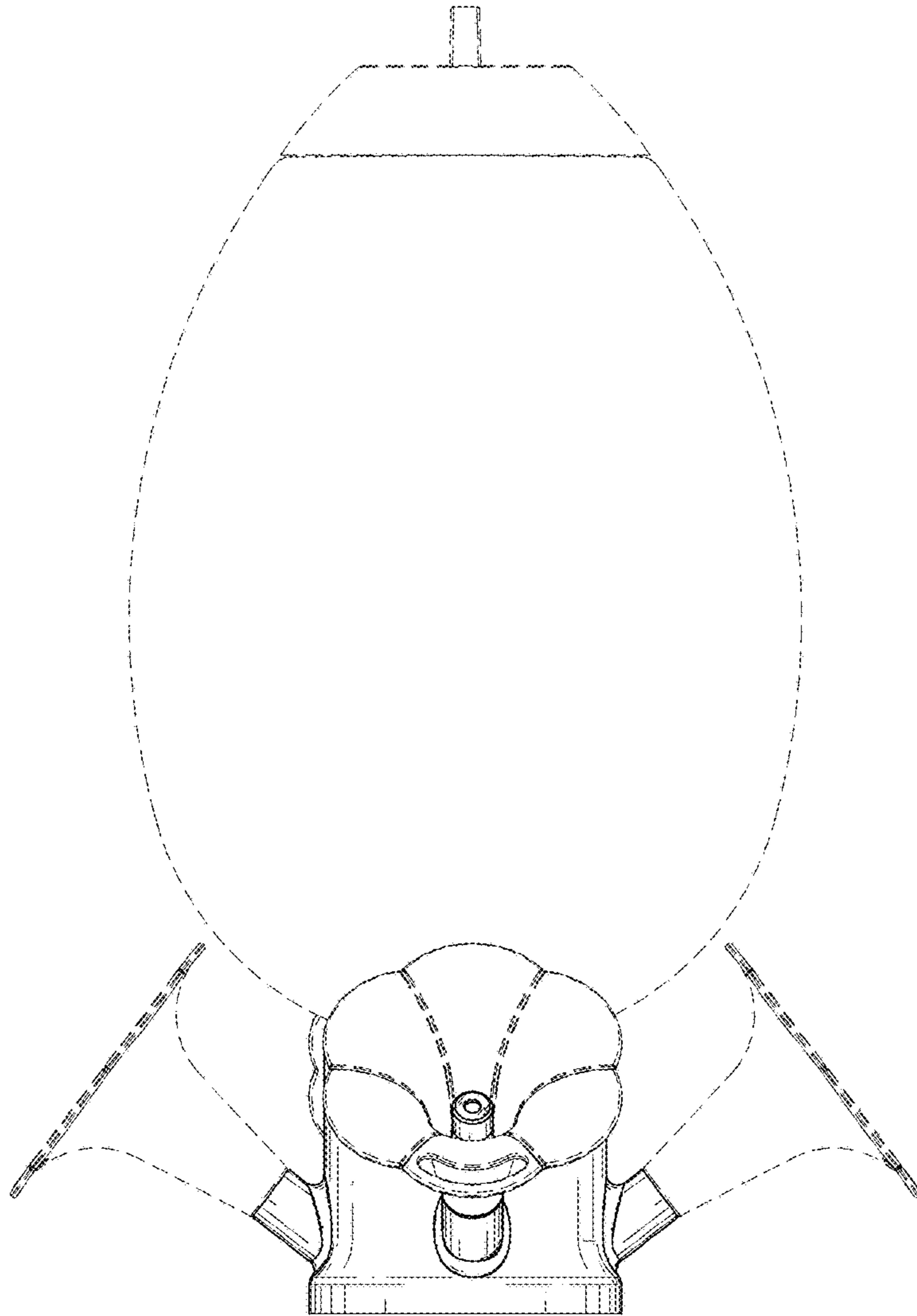


FIG.3

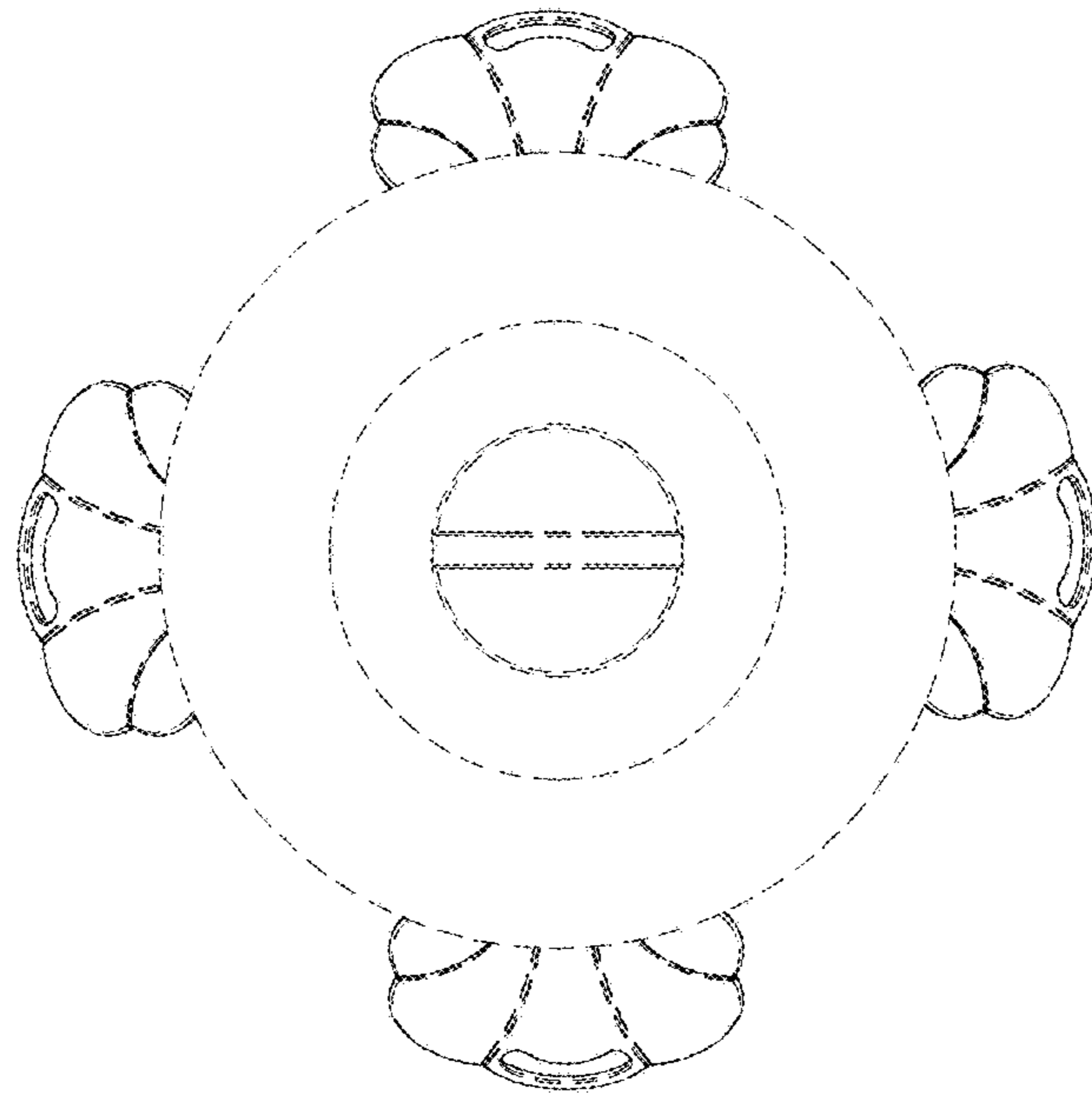


FIG.4

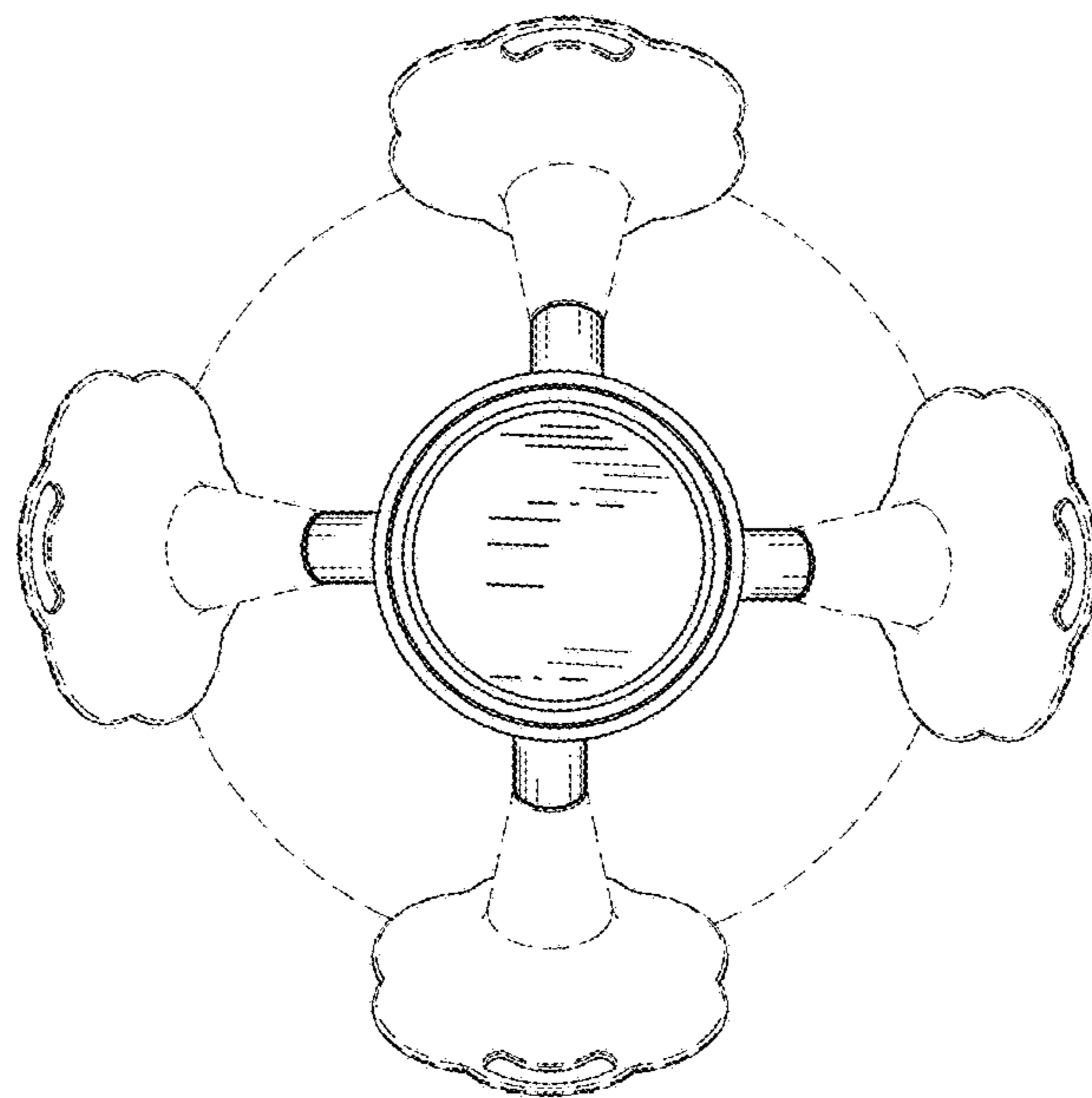


FIG.5

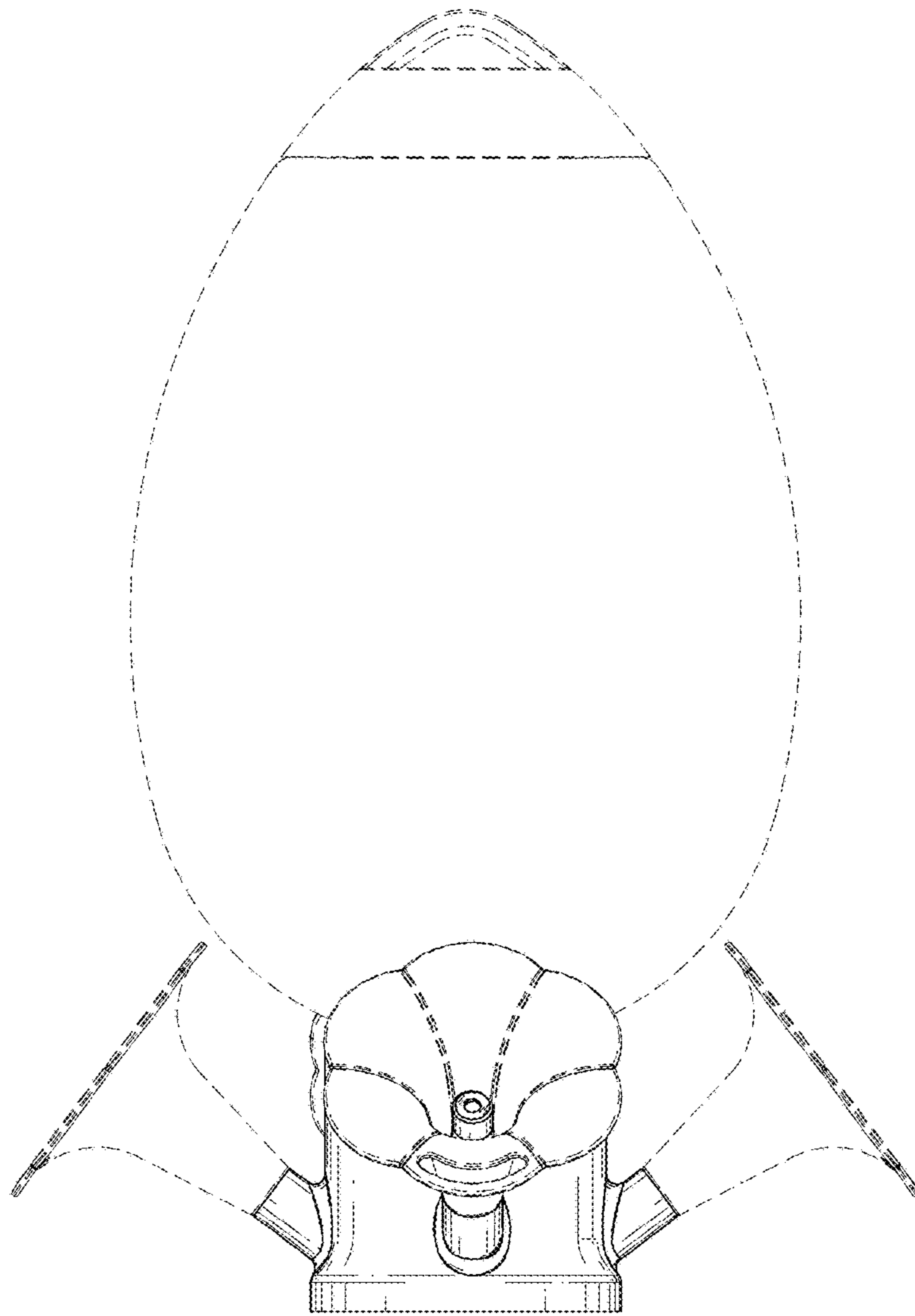


FIG.6




FIG. 7




FIG.8