



US00D852411S

(12) **United States Design Patent** (10) **Patent No.:** **US D852,411 S**
Grund et al. (45) **Date of Patent:** **** Jun. 25, 2019**

(54) **PAIR OF MAKEUP APPLICATORS**

(71) Applicant: **And.B, LLC**, New York, NY (US)

(72) Inventors: **Bobbie Lynn Grund**, New York, NY (US); **Andrea DeVos Abraham**, New York, NY (US)

(73) Assignee: **And.B, LLC**, New York, NY (US)

(**) Term: **15 Years**

(21) Appl. No.: **29/572,735**

(22) Filed: **Jul. 29, 2016**

Related U.S. Application Data

(63) Continuation of application No. 14/831,098, filed on Aug. 20, 2015.

(51) **LOC (11) Cl.** **28-03**

(52) **U.S. Cl.**
USPC **D28/7**

(58) **Field of Classification Search**
USPC D28/4, 7, 9, 92, 93, 99; D19/37, 39, 40
(Continued)

(56) **References Cited**

U.S. PATENT DOCUMENTS

4,719,909 A * 1/1988 Micchia A45D 44/00
128/858
4,748,976 A * 6/1988 Cali A45D 40/00
132/319

(Continued)

Primary Examiner — Zenia I Bennett

(74) *Attorney, Agent, or Firm* — Warner Norcross + Judd LLP

(57) **CLAIM**

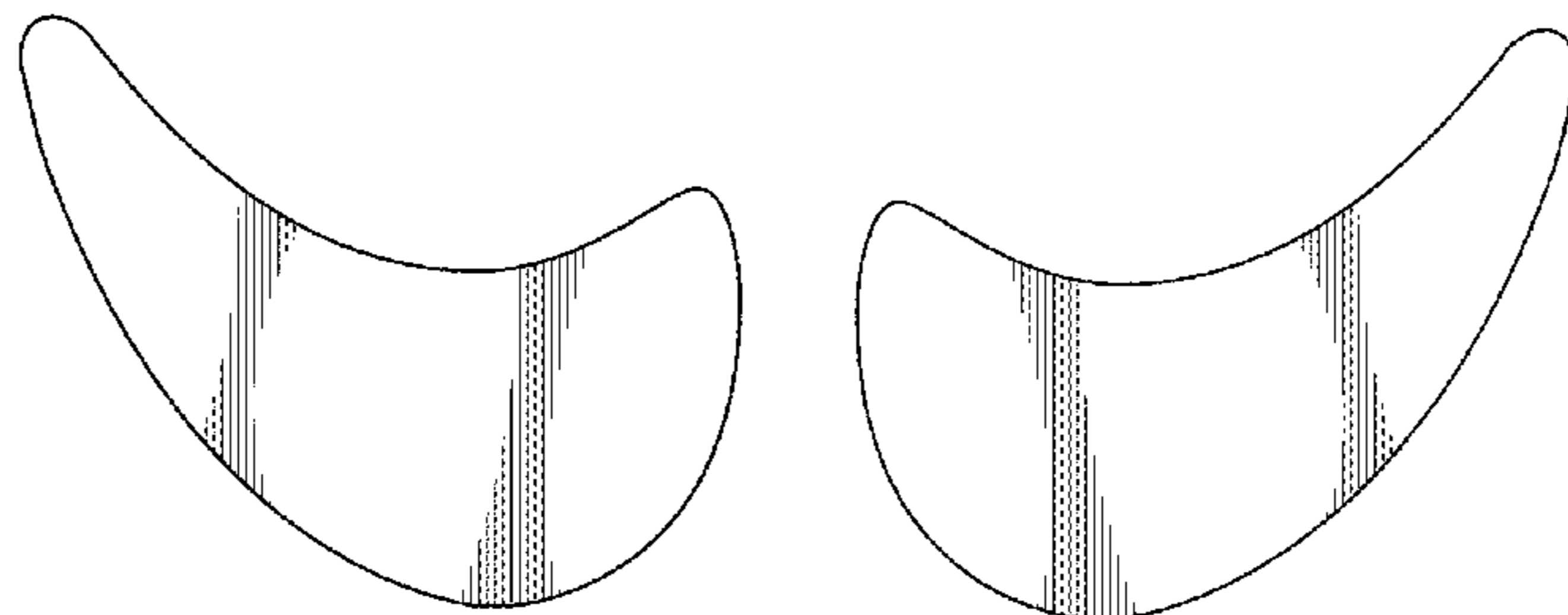
The ornamental design for a pair of makeup applicators, as shown and described.

DESCRIPTION

FIG. 1 is a front elevation view of a pair of pair of makeup applicators;
FIG. 2 is a right side elevation view of the left applicator of the pair of makeup applicators of FIG. 1;
FIG. 3 is a rear elevation view thereof;
FIG. 4 is a right side elevation view thereof;
FIG. 5 is a top plan view thereof;
FIG. 6 is a bottom plan view thereof;
FIG. 7 is a front elevation view of the right applicator of the pair of makeup applicators of FIG. 1, shown separately for convenience of illustration;
FIG. 8 is a left side elevation view of the makeup applicator of FIG. 7;
FIG. 9 is a rear elevation view of the makeup applicator of FIG. 7;
FIG. 10 is a right side elevation view of the makeup applicator of FIG. 7;
FIG. 11 is a top plan view of the makeup applicator of FIG. 7;
FIG. 12 is a bottom plan view of the makeup applicator of FIG. 7;
FIG. 13 is front elevation view of the left applicator of the pair of makeup applicators of FIG. 1, shown separately for convenience of illustration;
FIG. 14 is a left side elevation view of the makeup applicator of FIG. 13;
FIG. 15 is a rear elevation view of the makeup applicator of FIG. 13;
FIG. 16 is a right side elevation view of the makeup applicator of FIG. 13;
FIG. 17 is a top plan view of the makeup applicator of FIG. 13; and,
FIG. 18 is a bottom plan view of the makeup applicator of FIG. 13.

The claimed design only extends to the shaded surface and the broken lines represent portions of the structure that forms no part of the claim.

1 Claim, 4 Drawing Sheets



(58) **Field of Classification Search**
 CPC A45D 40/00; A45D 40/18; A45D 40/26;
 A45D 40/30; A45D 44/12; A61F 13/122;
 A61F 9/04
 See application file for complete search history.

8,925,558 B2 1/2015 Johnson
 D734,892 S 7/2015 Sato
 D741,006 S 10/2015 Sternad
 9,173,472 B2 11/2015 Forsythe et al.
 D745,996 S 12/2015 Lieu
 D758,007 S 5/2016 Marchica et al.
 D758,009 S 5/2016 Berkos

(56) **References Cited**

U.S. PATENT DOCUMENTS

5,050,624 A 9/1991 Kobe et al.
 5,178,170 A 1/1993 Kassai
 D355,489 S * 2/1995 Almond D24/189
 5,957,142 A 9/1999 Karafilis
 D440,315 S * 4/2001 Hassenbein D24/189
 D484,985 S * 1/2004 Takizawa D24/189
 8,074,667 B2 12/2011 Villanueva
 8,235,060 B2 8/2012 Konrad
 8,464,733 B2 6/2013 Franklin et al.
 D699,897 S 2/2014 Lara
 8,684,013 B2 4/2014 Haman et al.
 D713,966 S 9/2014 Hoonakker

2003/0094184 A1 5/2003 Parsons
 2004/0107975 A1 6/2004 Bender
 2009/0151744 A1 6/2009 Villanueva
 2010/0154813 A1 6/2010 Deeds
 2010/0282269 A1 11/2010 Uchida et al.
 2012/0325141 A1 12/2012 Mohammadi et al.
 2013/0146076 A1 6/2013 Dunaway
 2013/0247928 A1 9/2013 Valucci et al.
 2014/0158147 A1 6/2014 Butcher
 2015/0114427 A1 4/2015 Johnson
 2015/0201684 A1 7/2015 Dalton
 2015/0296960 A1 10/2015 Samaco, III
 2015/0359318 A1 12/2015 Martin et al.
 2015/0374101 A1 12/2015 Levi
 2016/0051033 A1 2/2016 Abraham et al.

* cited by examiner

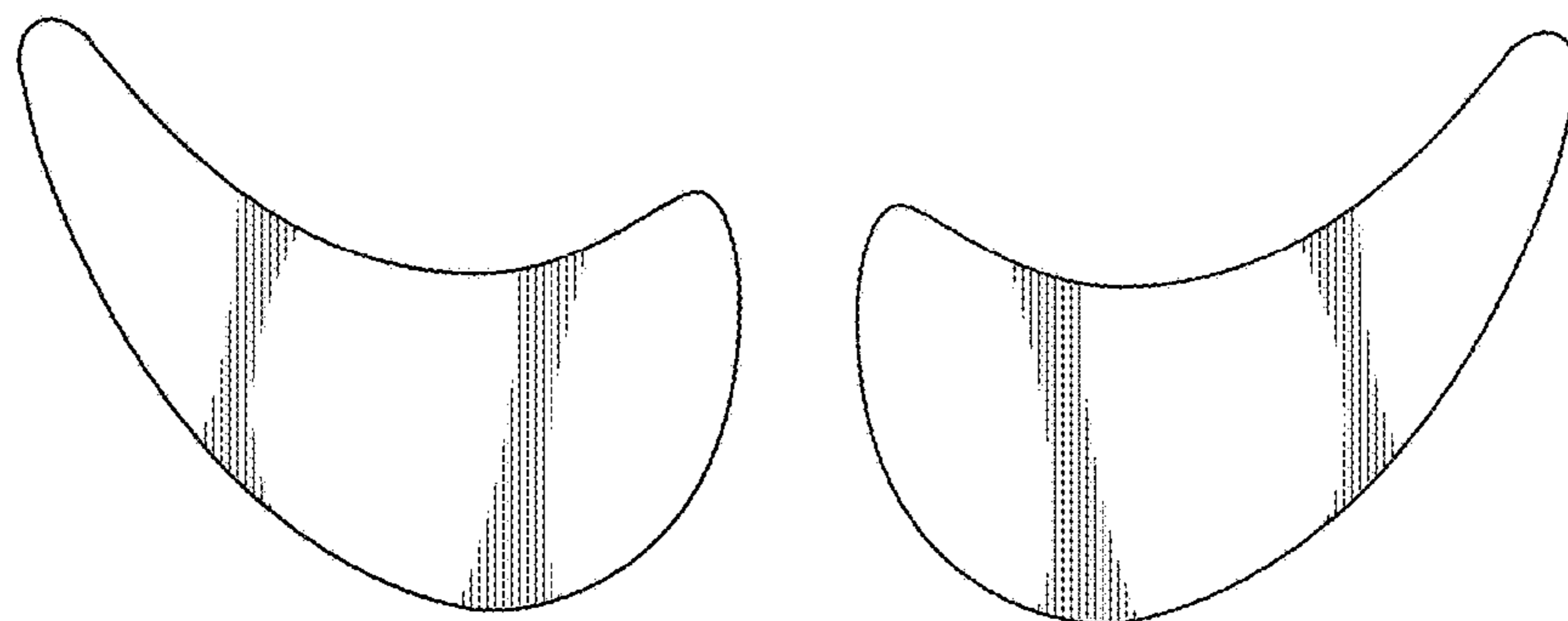


FIG. 1



FIG. 5



FIG. 6

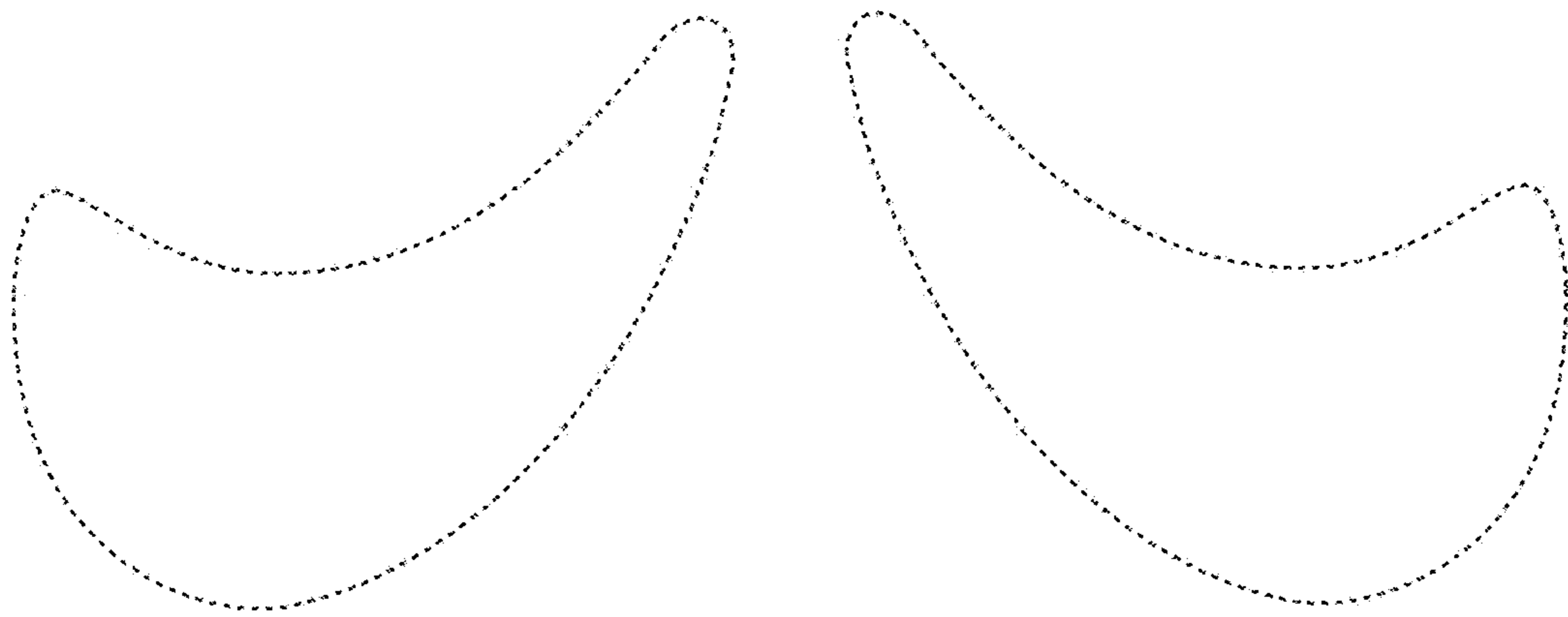


FIG. 3

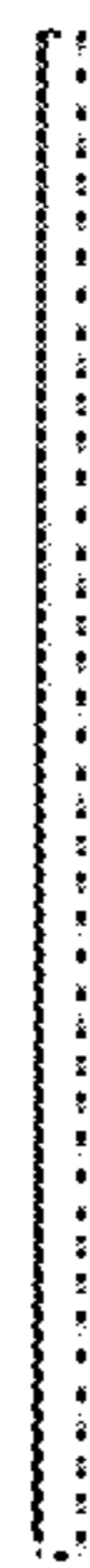


FIG. 4

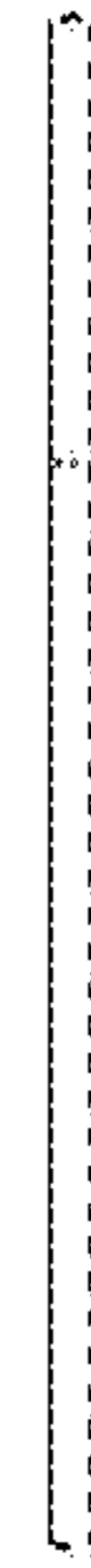


FIG. 2




FIG. 11



FIG. 8

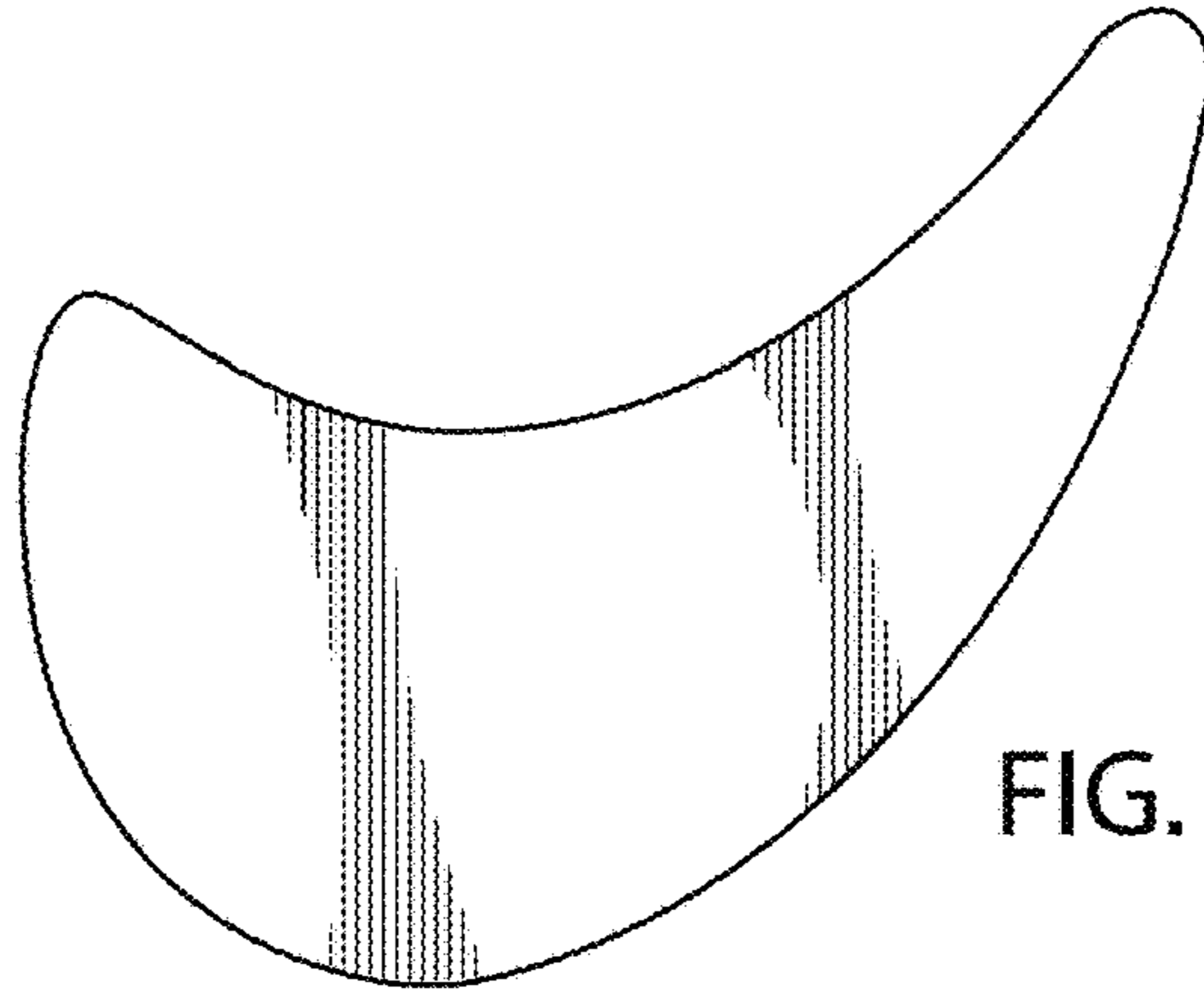


FIG. 7

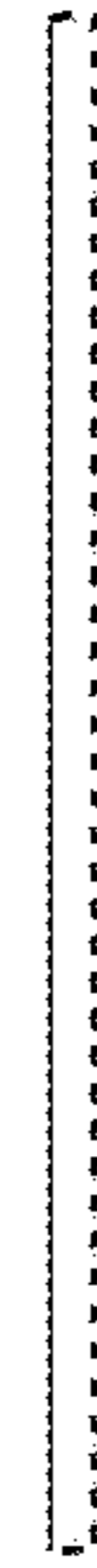


FIG. 10



FIG. 12

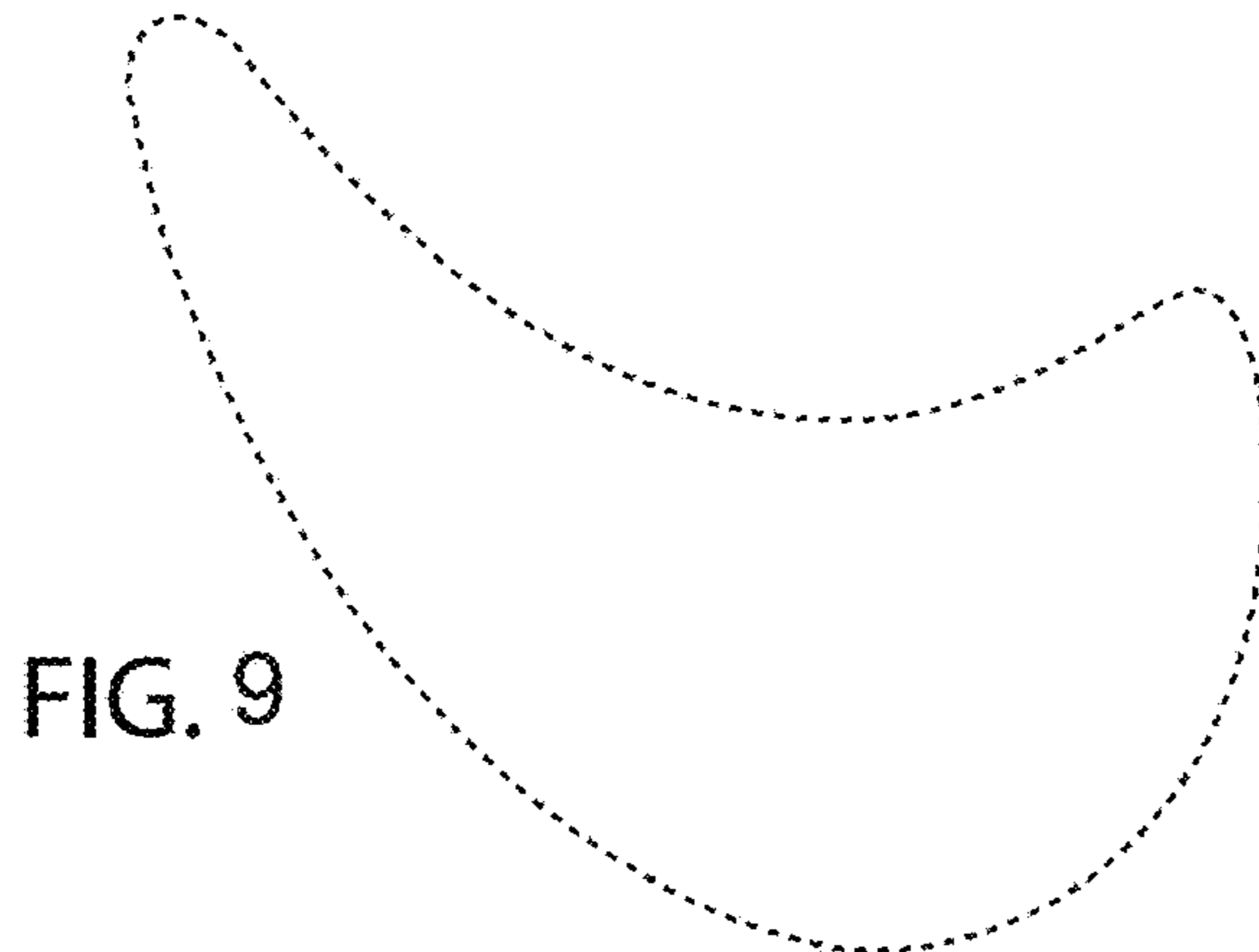


FIG. 9

