



US00D852394S

(12) **United States Design Patent**
Lai

(10) **Patent No.:** **US D852,394 S**

(45) **Date of Patent:** **** Jun. 25, 2019**

(54) **AUTOMOBILE HEADLIGHT**

(71) Applicant: **Ching-Tsung Lai**, Tainan (TW)

(72) Inventor: **Ching-Tsung Lai**, Tainan (TW)

(**) Term: **15 Years**

(21) Appl. No.: **29/681,967**

(22) Filed: **Feb. 28, 2019**

(51) **LOC (11) Cl.** **26-06**

(52) **U.S. Cl.**
USPC **D26/28**

(58) **Field of Classification Search**
USPC D26/28-36, 139
CPC F21S 48/00; F21S 48/10; F21S 48/115;
F21S 48/225; F21S 48/1233; F21S
48/1266; F21S 48/1388; F21S 48/2268;
F21V 13/00; F21V 21/04; F21V 29/004
See application file for complete search history.

D542,442 S * 5/2007 Matsunami D26/28
D547,888 S 7/2007 Conway et al.
D549,367 S 8/2007 Hovind
D550,871 S 9/2007 Conway et al.
D552,768 S * 10/2007 Leclercq D26/28
D554,780 S 11/2007 Sinkwitz
D565,758 S 4/2008 Conway et al.
D570,007 S * 5/2008 Hsu D26/28
D577,841 S 9/2008 Opfer
D586,011 S 2/2009 Pfeiffer
D592,324 S 5/2009 Beigel
D602,619 S 10/2009 Krugger
D640,826 S 6/2011 Beigel
D647,225 S 10/2011 Conway
D661,011 S 5/2012 Parkes
D661,012 S 5/2012 Parkes
D676,166 S 2/2013 Lai
D676,599 S 2/2013 Davidson
D676,989 S 2/2013 Binder
D686,767 S 7/2013 Davis
D693,950 S 11/2013 Ito
D696,443 S 12/2013 Ito

(Continued)

Primary Examiner — Marcus A Jackson

(74) Attorney, Agent, or Firm — Alexander Chen, Esq.

(56) **References Cited**

U.S. PATENT DOCUMENTS

D396,311 S 7/1998 Sacco
D426,905 S 6/2000 Cook
D470,956 S 2/2003 Horowitz
D477,427 S 7/2003 Mazziotti
D495,071 S 8/2004 Pfeiffer
D499,496 S 12/2004 Papke
D499,822 S 12/2004 Pfeiffer
D506,842 S * 6/2005 Nagura D26/28
D508,746 S 8/2005 Lai
D524,466 S * 7/2006 Essig D26/28
D526,429 S 8/2006 Hovind
D527,123 S 8/2006 Beigel
D529,208 S 9/2006 Ikeda
D529,223 S 9/2006 Beigel
D536,113 S 1/2007 Pfeiffer
D538,954 S 3/2007 Pfeiffer
D539,947 S 4/2007 Lee

(57) **CLAIM**

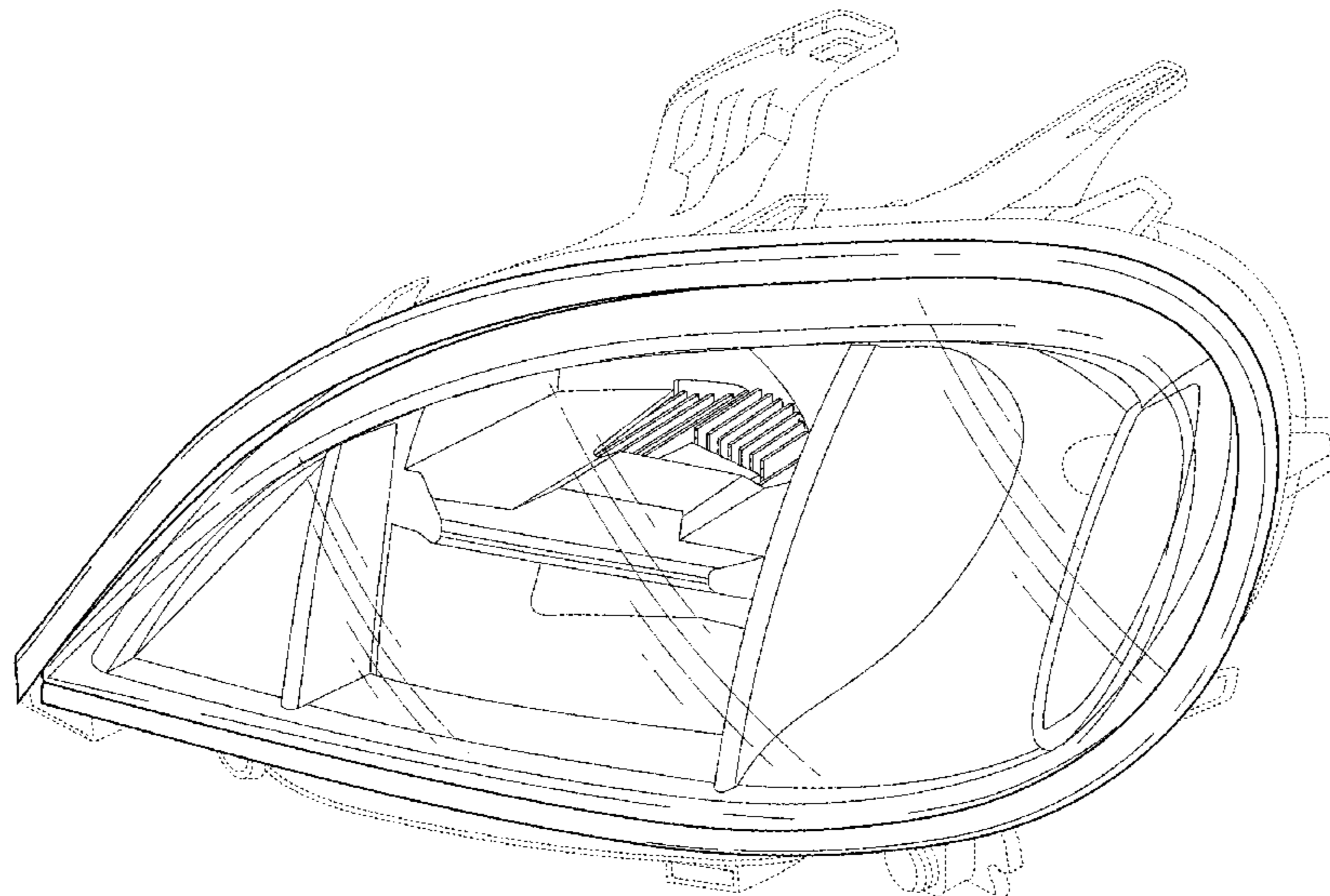
The ornamental design for an automobile headlight, as shown and described.

DESCRIPTION

FIG. 1 is a perspective view of an automobile headlight;
FIG. 2 is a front view thereof;
FIG. 3 is a right view thereof; and,
FIG. 4 is a top view thereof.

The broken lines are included to show environmental structure and form no part of the claimed design. The drawings and descriptions represent the right side embodiment. The claim is also for a mirror image right side embodiment.

1 Claim, 4 Drawing Sheets



(56)

References Cited

U.S. PATENT DOCUMENTS

D696,454 S	12/2013	Conway	D787,727 S	5/2017	Lai
D706,471 S	6/2014	Lai	D791,987 S	7/2017	Lin
D709,644 S	7/2014	Hovind	D796,715 S	9/2017	Lin
D709,645 S	7/2014	Hovind	D797,324 S	9/2017	Lai
D718,893 S	12/2014	Lai	D797,332 S	9/2017	Lin
D720,870 S	1/2015	Lim	D802,181 S	11/2017	Cartabiano
D721,450 S	1/2015	Lai	D802,812 S	11/2017	Lai
D742,045 S	10/2015	Futschik	D806,921 S	1/2018	Ryu
D745,726 S	12/2015	McMahan	D807,549 S	1/2018	Lin
D746,495 S	12/2015	Gorsten Schuenemann	D809,682 S	2/2018	Lin
D761,463 S	7/2016	Lai	D811,633 S	2/2018	Gould
D765,894 S	9/2016	Lai	D812,791 S	3/2018	Wu
D770,647 S	11/2016	Bieling	D819,849 S	6/2018	Lin
D778,470 S	2/2017	Ito	D819,854 S	6/2018	Lai
D778,490 S	2/2017	Ito	D820,487 S	6/2018	Lai
D778,491 S	2/2017	Ito	D826,437 S	8/2018	Ito et al.
D779,090 S	2/2017	Giolito	D828,594 S	9/2018	Huang
			D830,600 S	10/2018	Lin
			2014/0192548 A1	7/2014	Kracker

* cited by examiner

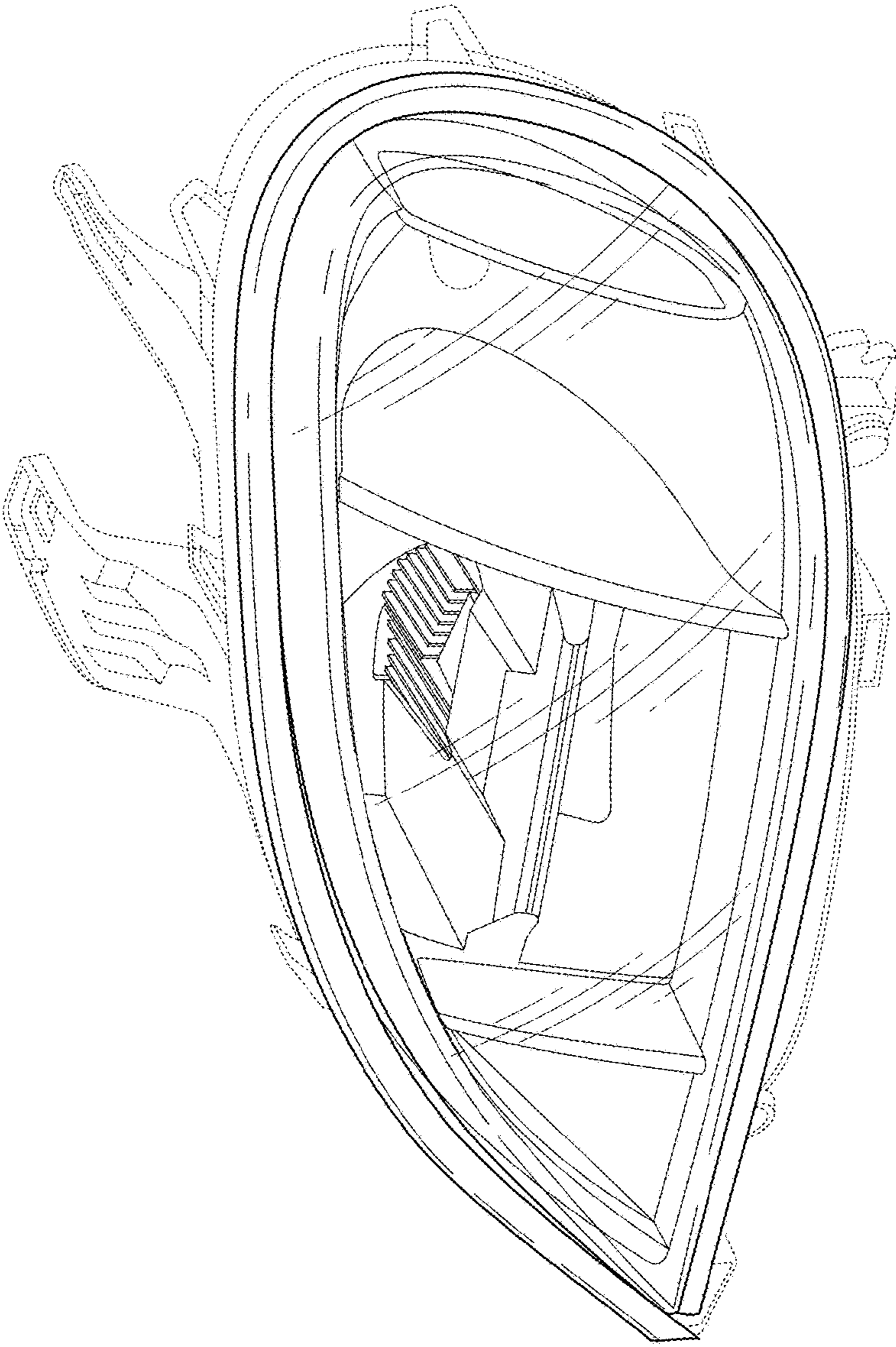


FIG. 1

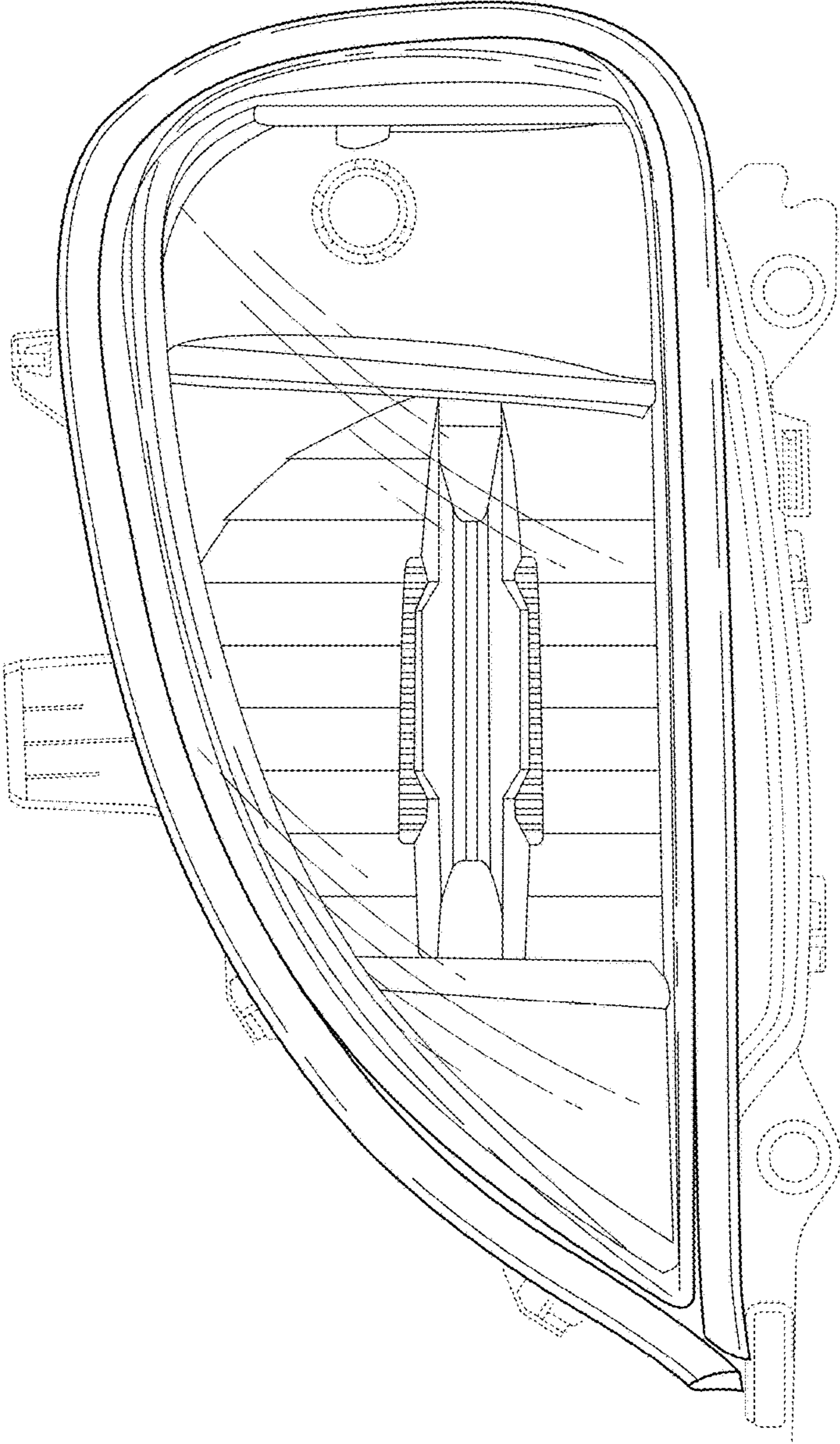


FIG. 2

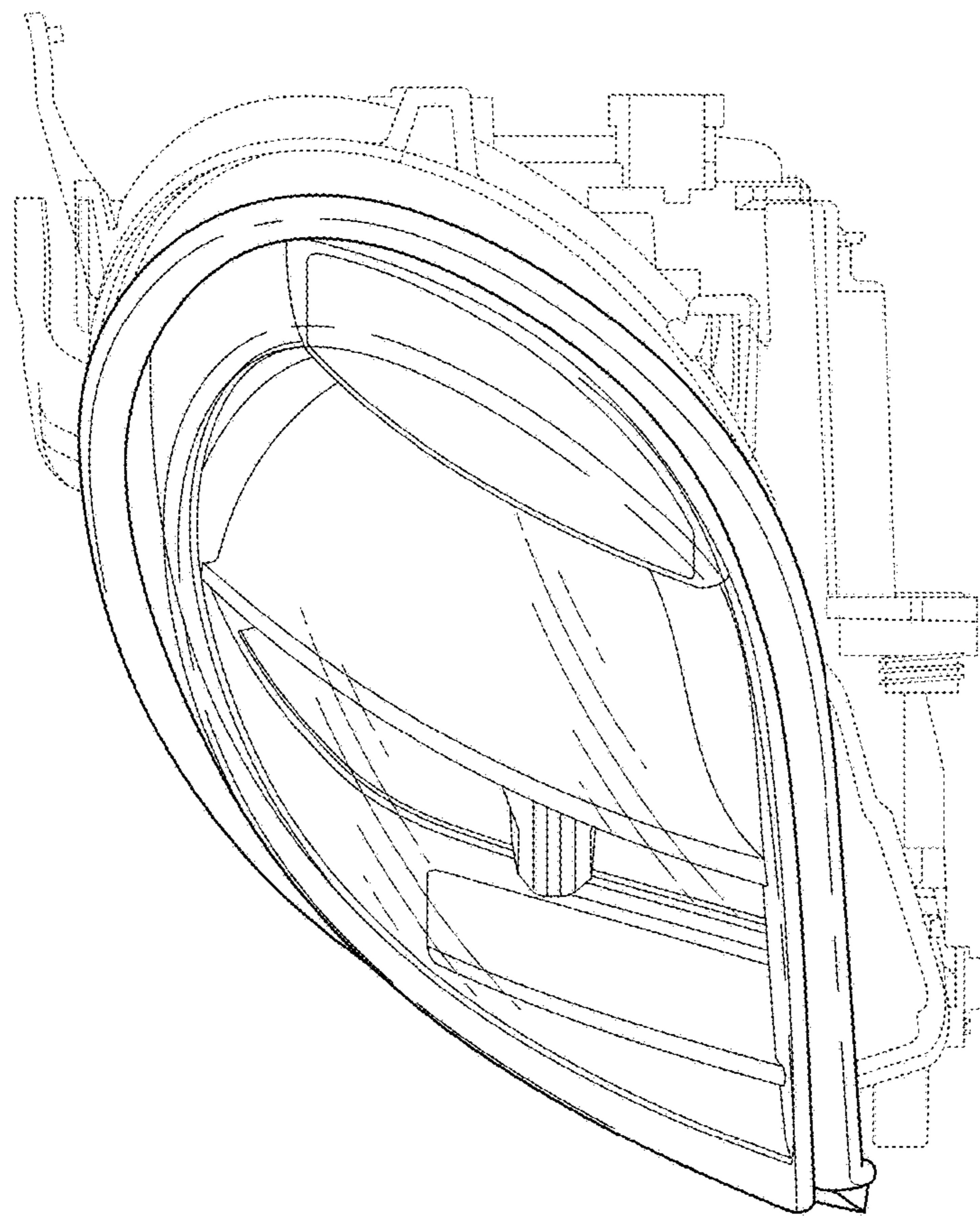


FIG. 3

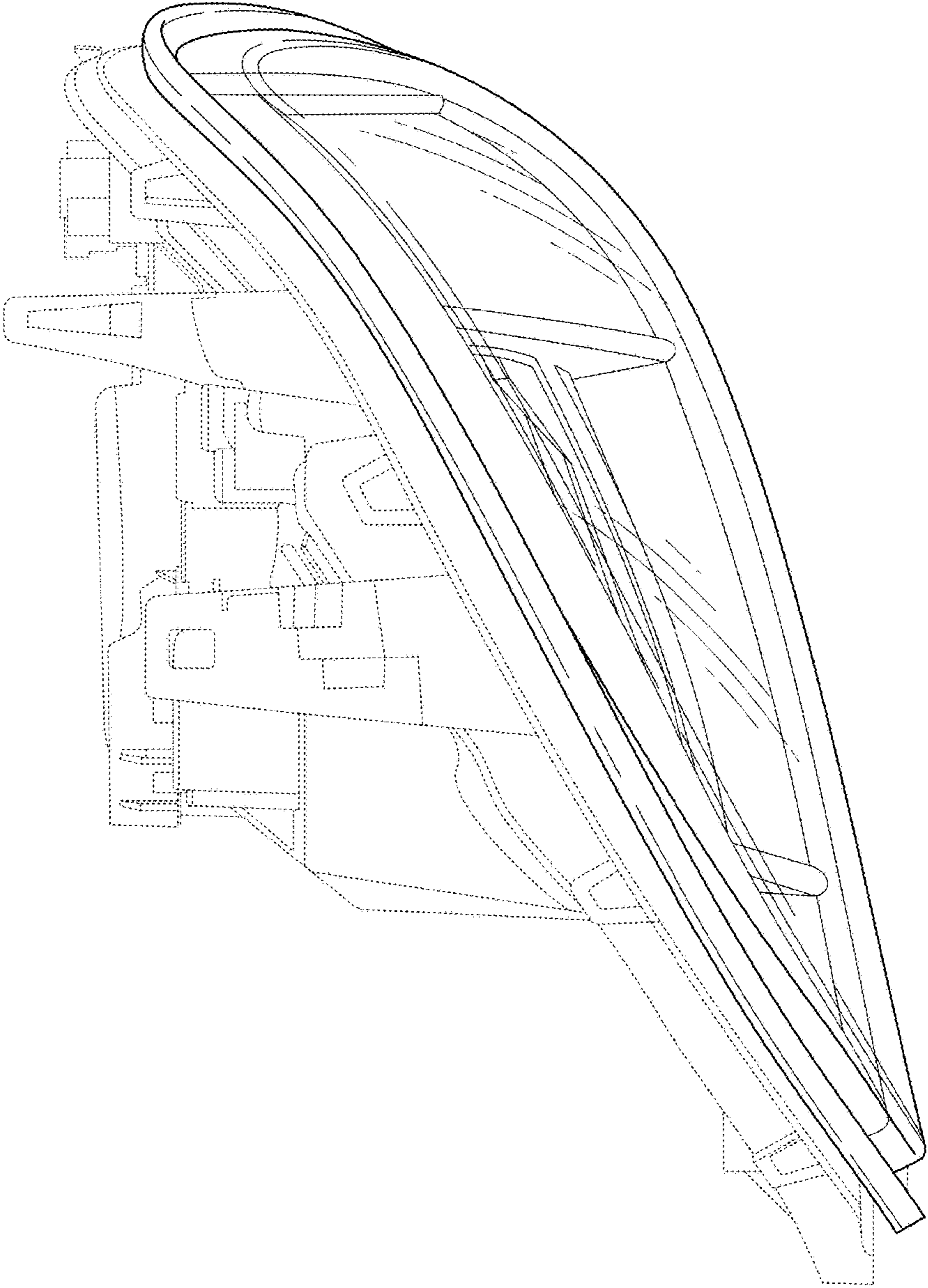


FIG. 4