



US00D852390S

(12) **United States Design Patent**
Collins

(10) **Patent No.:** **US D852,390 S**

(45) **Date of Patent:** **** Jun. 25, 2019**

- (54) **MOTORCYCLE HEADLAMP**
- (71) Applicant: **Harley-Davidson Motor Company Group, LLC, Milwaukee, WI (US)**
- (72) Inventor: **Stephen R. Collins, Oconomowoc, WI (US)**
- (73) Assignee: **Harley-Davidson Motor Company Group, LLC, Milwaukee, WI (US)**
- (**) Term: **15 Years**

D679,446 S *	4/2013	Harrington, Jr.	D26/124
D711,565 S *	8/2014	Tsai	D26/28
D715,976 S *	10/2014	Chou	D26/28
9,062,845 B1 *	6/2015	Tsai	B60Q 1/0052
D771,142 S *	11/2016	Langhammer	D14/203.6
D782,083 S *	3/2017	Huang	D26/28
D782,084 S *	3/2017	Huang	D26/28
D790,094 S *	6/2017	Ko	D26/28
D793,589 S *	8/2017	Deyaf	D26/28
D826,205 S *	8/2018	Langhammer	D14/203.6
D828,936 S *	9/2018	Huang	D26/28
D829,353 S *	9/2018	Tsai	D26/28
D831,864 S *	10/2018	Bennett	D26/28
D835,062 S *	12/2018	Langhammer	D14/203.6
2016/0214526 A1 *	7/2016	Otero	B60R 13/005

(21) Appl. No.: **29/613,147**

* cited by examiner

(22) Filed: **Aug. 8, 2017**

(51) **LOC (11) Cl.** **26-06**

(52) **U.S. Cl.**
USPC **D26/28**

(58) **Field of Classification Search**
 USPC D12/86, 90-92, 114, 163, 169, 171-173,
 D12/181, 190, 196, 197, 199, 400;
 D17/1, 222; D26/28-36
 CPC .. B62J 6/02; B62J 6/00; B60Q 3/0279; B60Q
 3/104; B60Q 3/10408; B60Q 3/10466;
 B60Q 3/12653; B60Q 3/128; F21S 48/00;
 F21S 48/10; F21S 48/115; F21S 48/225;
 F21S 48/1233; F21S 48/1266; F21S
 48/1388; F21S 48/2268; F21V 21/04
 See application file for complete search history.

(56) **References Cited**

U.S. PATENT DOCUMENTS

D564,683 S *	3/2008	Roach	D26/28
D570,012 S *	5/2008	Huang	D26/28
D578,677 S *	10/2008	Huang	D26/28
D578,678 S *	10/2008	Huang	D26/28
D586,486 S *	2/2009	DiPenti	D26/28
8,344,623 B2 *	1/2013	Hare	F21V 15/01 313/547

Primary Examiner — Philip S Hyder

Assistant Examiner — Cary M Robinson

(74) *Attorney, Agent, or Firm* — Michael Best & Friedrich LLP

(57) **CLAIM**

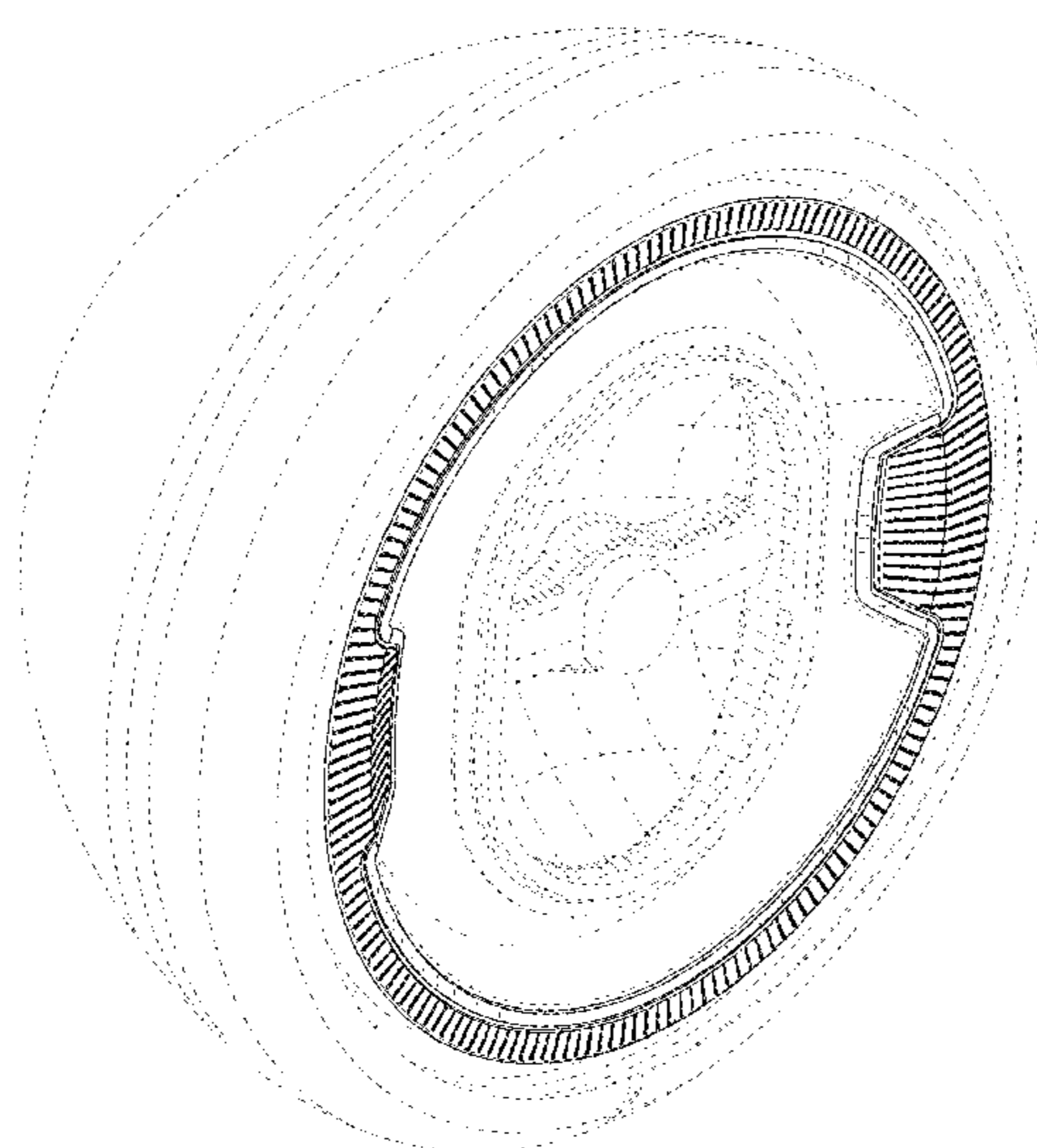
I claim the ornamental design for a motorcycle headlamp, as shown and described.

DESCRIPTION

FIG. 1 is a first perspective view of a motorcycle headlamp;
 FIG. 2 is a second perspective view thereof;
 FIG. 3 is a front view thereof;
 FIG. 4 is a rear view thereof;
 FIG. 5 is a right side view thereof;
 FIG. 6 is a left side view thereof;
 FIG. 7 is a top view thereof; and,
 FIG. 8 is a bottom view thereof.

The broken lines in the figures illustrate portions of the motorcycle headlamp in which the design is embodied that form no part of the claimed design.

1 Claim, 6 Drawing Sheets



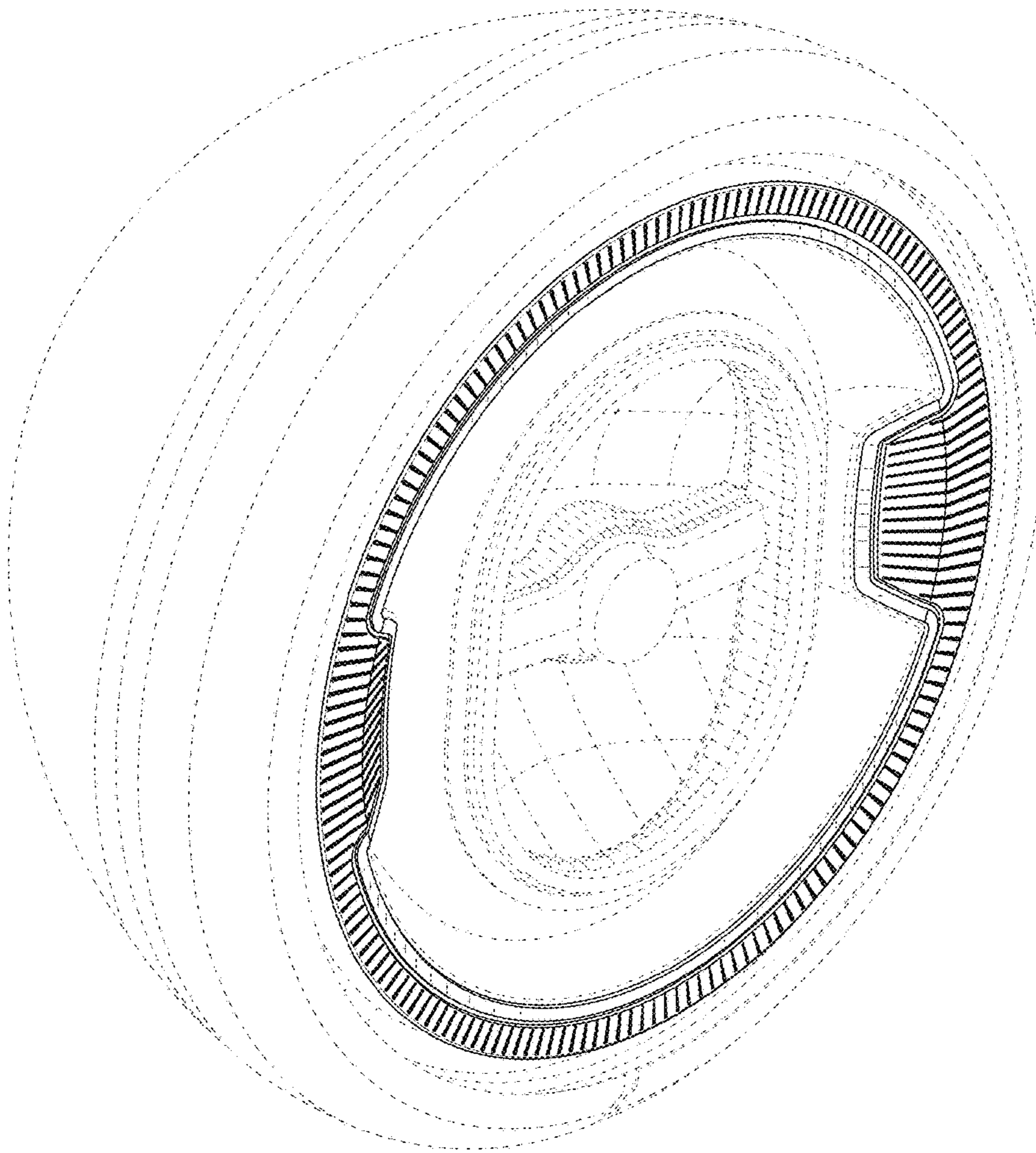


FIG. 1

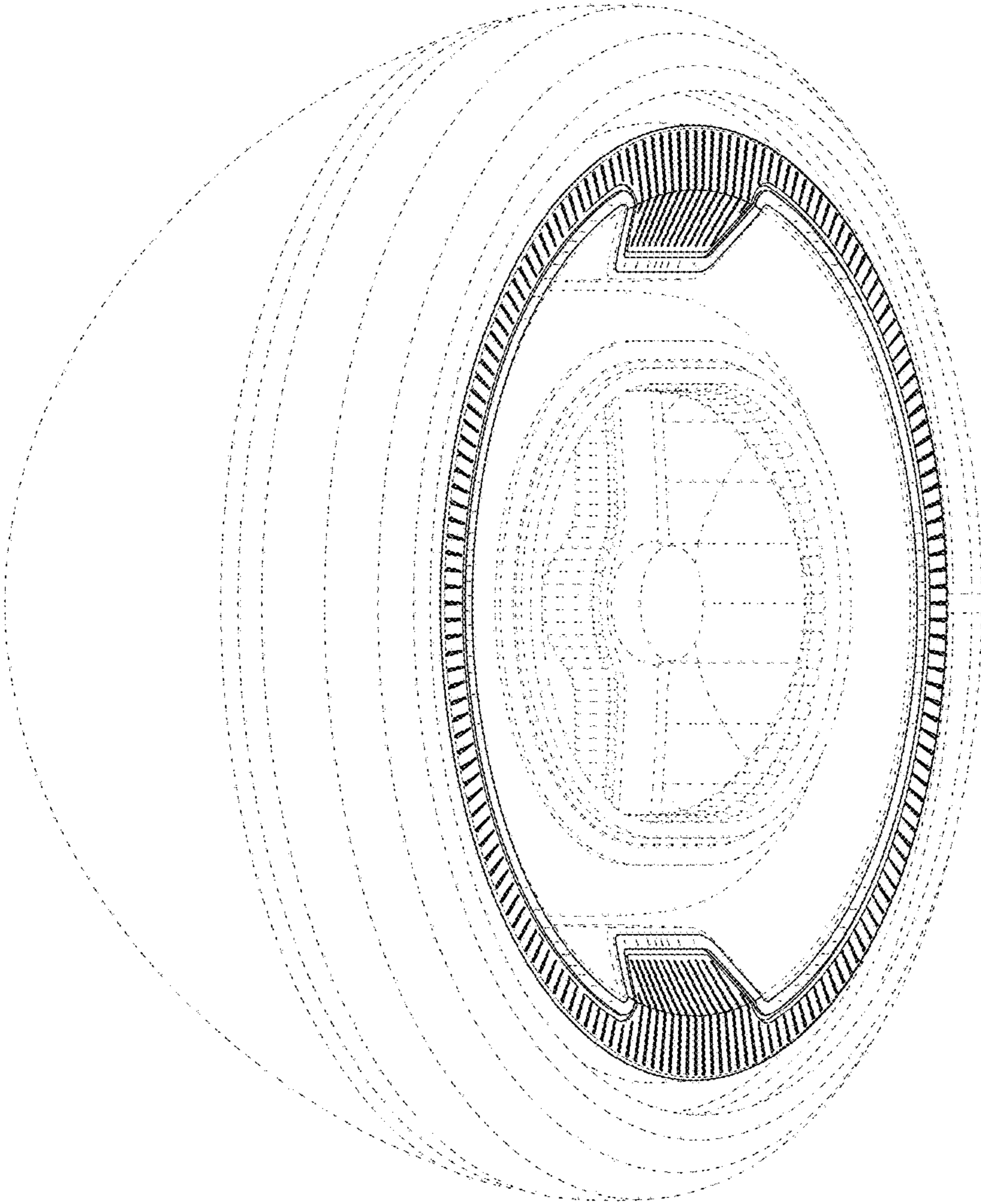


FIG. 2

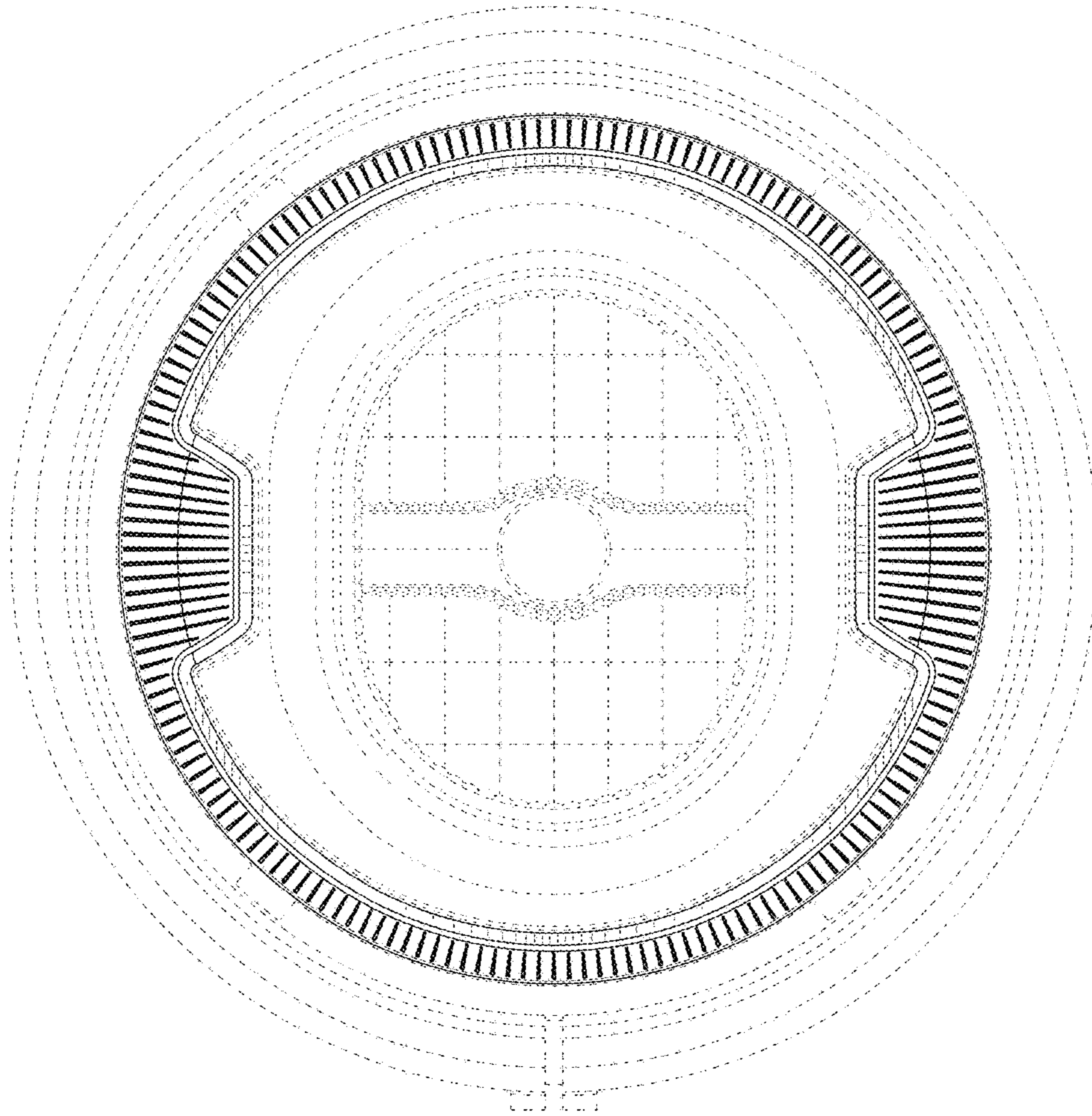


FIG. 3




FIG. 4

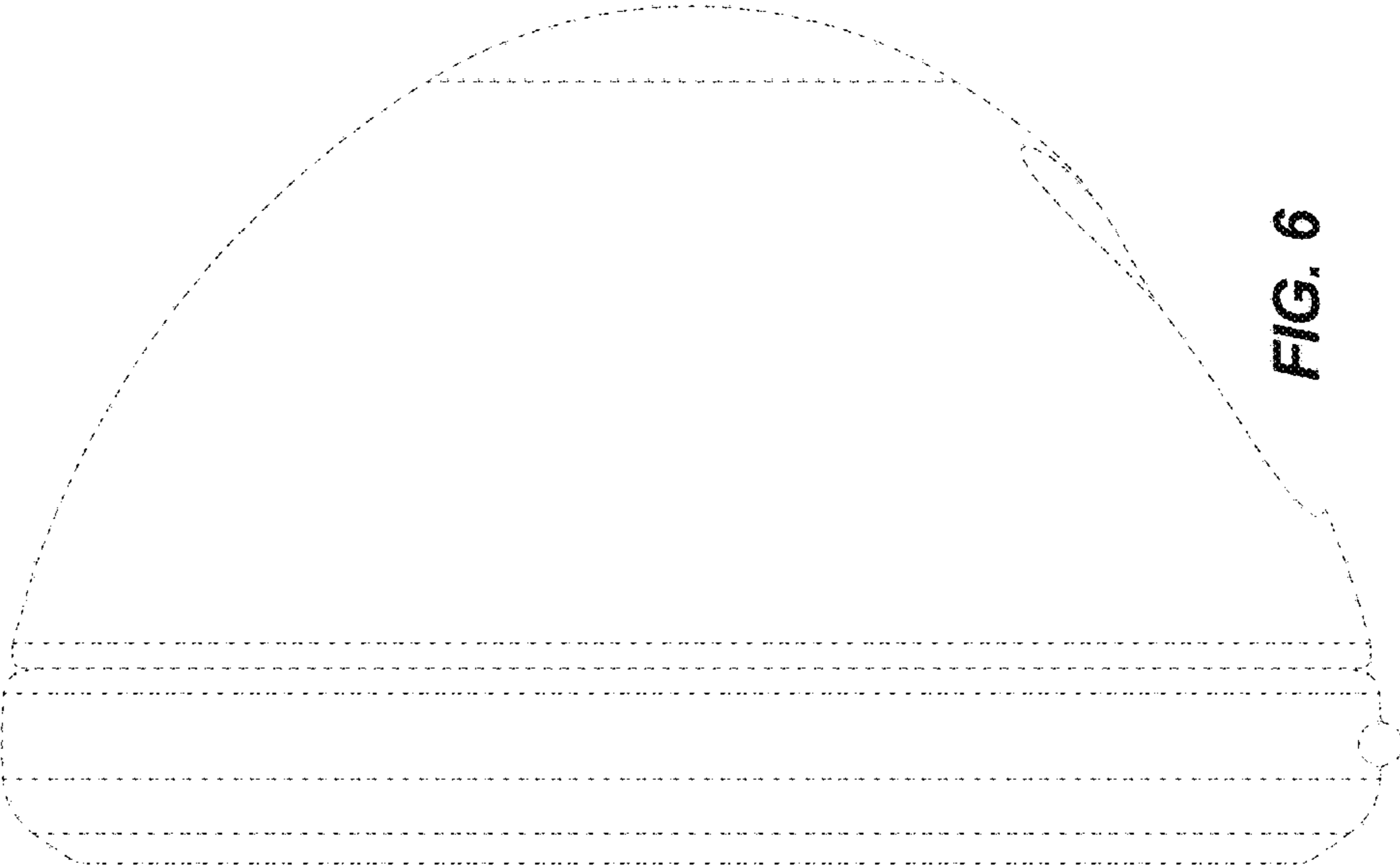


FIG. 6

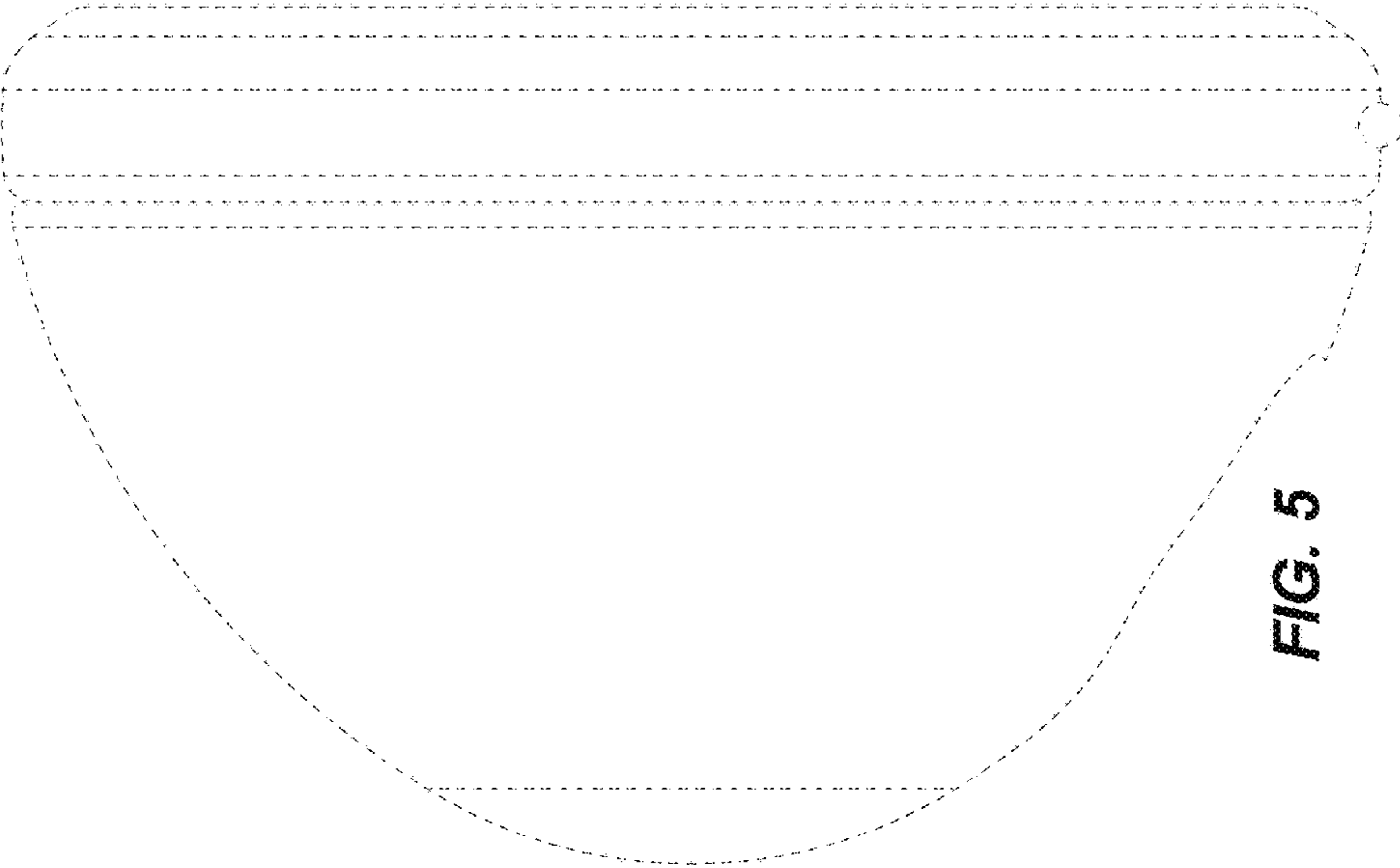


FIG. 5

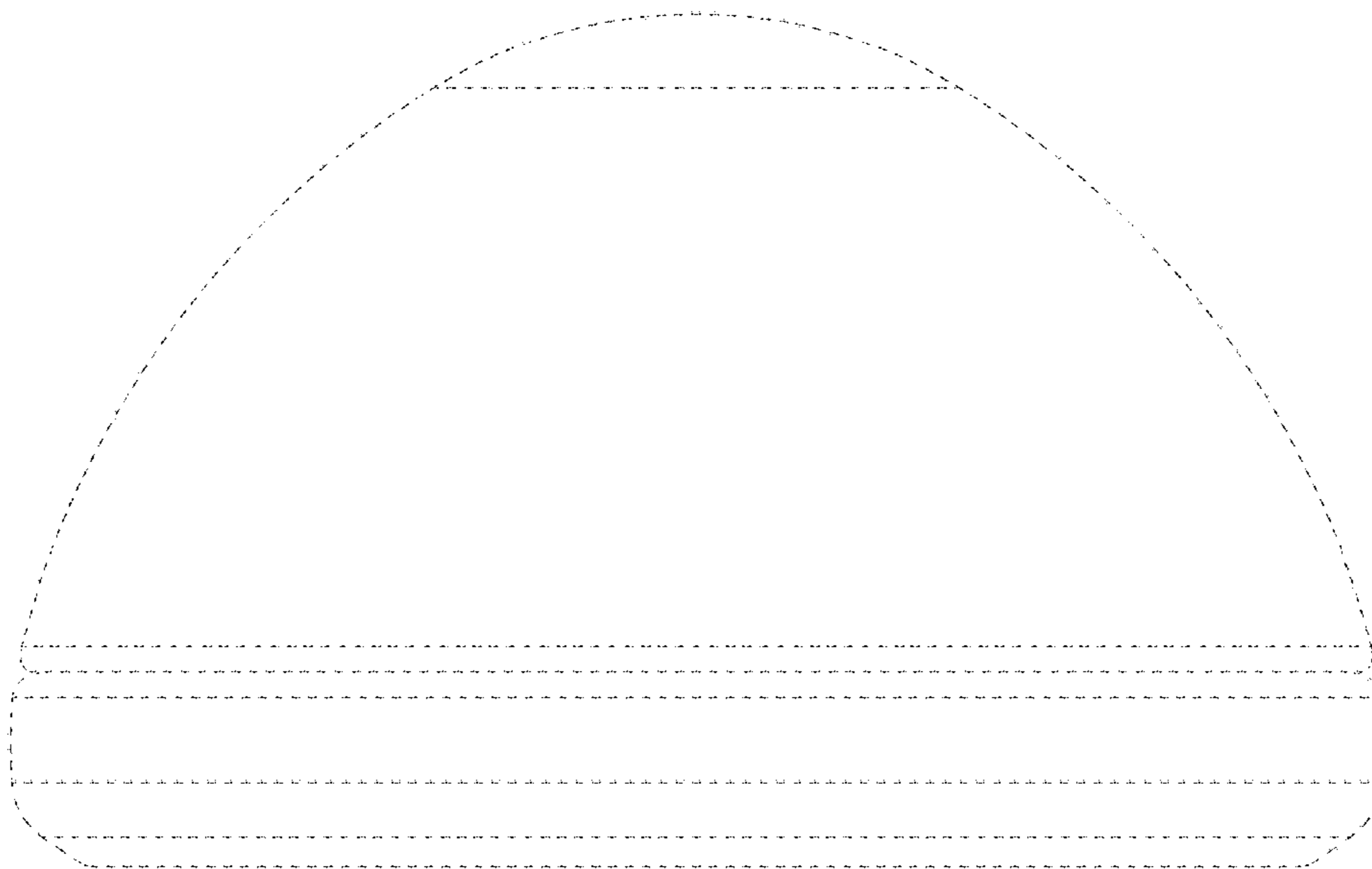


FIG. 7

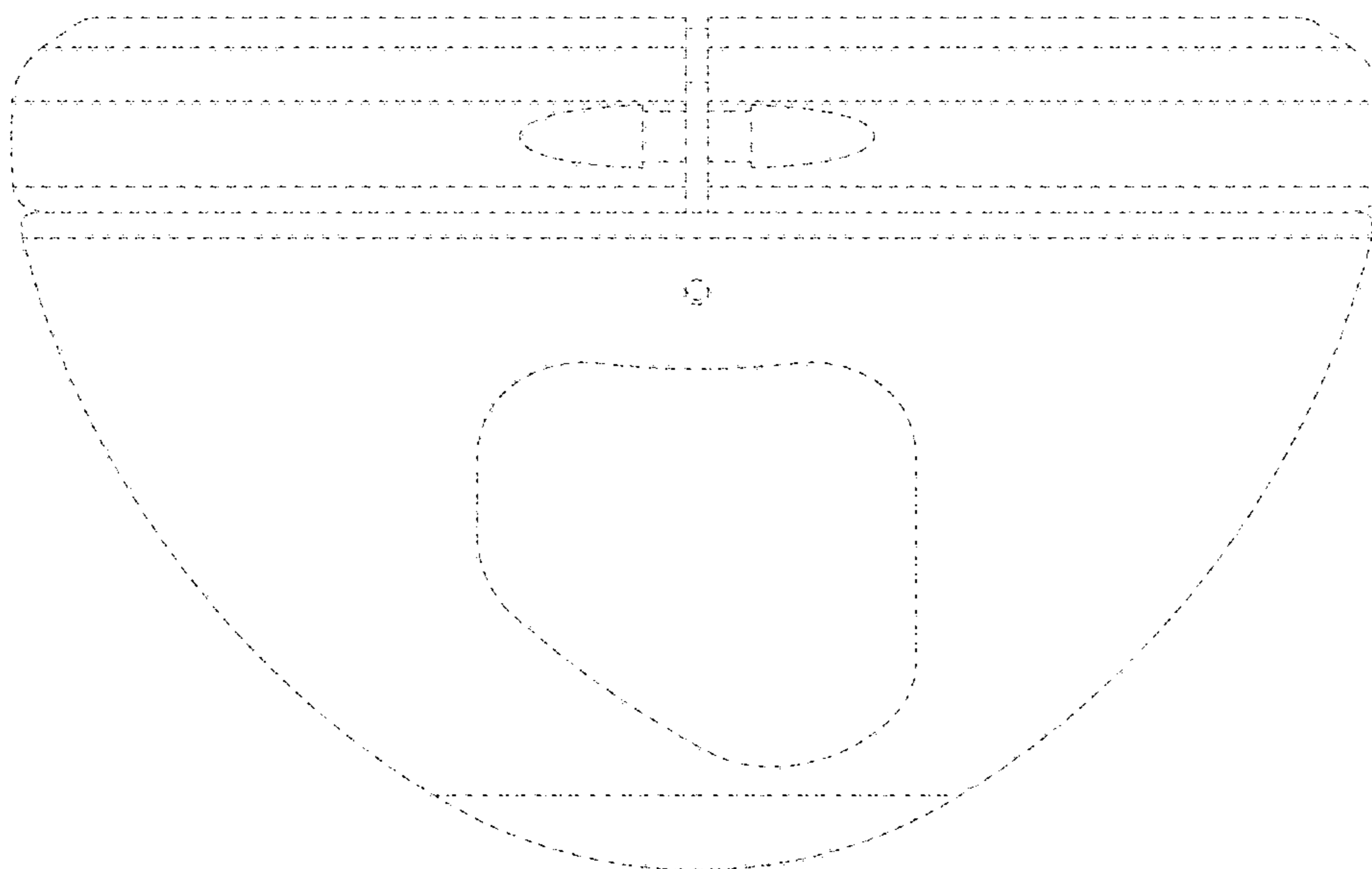


FIG. 8