



US00D852374S

(12) **United States Design Patent**
Kozlenko

(10) **Patent No.:** **US D852,374 S**
(45) **Date of Patent:** **** Jun. 25, 2019**

- (54) **PIPETTES**
- (71) Applicant: **VistaLab Technologies, Inc.**, Brewster, NY (US)
- (72) Inventor: **Yevgeniy Kozlenko**, New Fairfield, CT (US)
- (73) Assignee: **VistaLab Technologies, Inc.**, Brewster, NY (US)

D703,344 S *	4/2014	Herbst	D24/222
D733,910 S *	7/2015	Lohn	D24/222
D740,436 S *	10/2015	Lohn	D24/222
D788,314 S *	5/2017	Ando	D24/222
2004/0022688 A1	2/2004	Blackwood		
2005/0089450 A1	4/2005	Al-Mahareeq et al.		
2010/0218622 A1	9/2010	Motadel		
2011/0214517 A1	9/2011	Butz et al.		
2012/0096957 A1	4/2012	Ochman		

(**) Term: **15 Years**
(21) Appl. No.: **29/561,597**

- (22) Filed: **Apr. 18, 2016**
- (51) **LOC (11) Cl.** **28-03**
- (52) **U.S. Cl.**
USPC **D24/222**
- (58) **Field of Classification Search**
USPC D24/222-226, 216, 108, 112-115, 117;
73/864.11, 864.24, 864.23, 864.01;
433/90
CPC B01L 3/02; B01L 3/0289; B01L 3/0293;
B01L 3/0268; B01L 3/0275; B01L 3/0279
See application file for complete search history.

- (56) **References Cited**
U.S. PATENT DOCUMENTS
D300,561 S * 4/1989 Asa D24/112
5,563,356 A 10/1996 Mussi et al.
D401,698 S * 11/1998 Daniels 73/864.01
D438,630 S * 3/2001 Honore D24/222
D468,440 S * 1/2003 Petrek D24/222
7,361,312 B2 * 4/2008 Takeda B01L 13/0275
422/525
D580,069 S * 11/2008 Lee D24/114
D687,562 S * 8/2013 Motadel D24/222
D691,282 S * 10/2013 Motadel D24/222

OTHER PUBLICATIONS

Office Action dated Jul. 29, 2016 in U.S. Appl. No. 15/147,728.

* cited by examiner

Primary Examiner — Susan Bennett Hattan
Assistant Examiner — Rebecca Tsehaye
(74) *Attorney, Agent, or Firm* — Venable LLP; Michele V. Frank


(57) **CLAIM**

The ornamental design for pipettes, as shown and described.

DESCRIPTION

FIG. 1 is a front view of an embodiment of a pipette according to the claimed design;
FIG. 2 is a perspective view of the pipette of FIG. 1;
FIG. 3 is a top plan view of the pipette of FIG. 1;
FIG. 4 is a front view of an embodiment of a pipette according to the claimed design.
FIG. 5 is a perspective view of the pipette of FIG. 4; and, FIG. 6 is a top plan view of the pipette of FIG. 4.
The features shown in broken lines are only for environment or illustrative purposes and not part of the claimed design. The left, right, and back sides of pipettes are identical to the front view and are not shown.

1 Claim, 6 Drawing Sheets



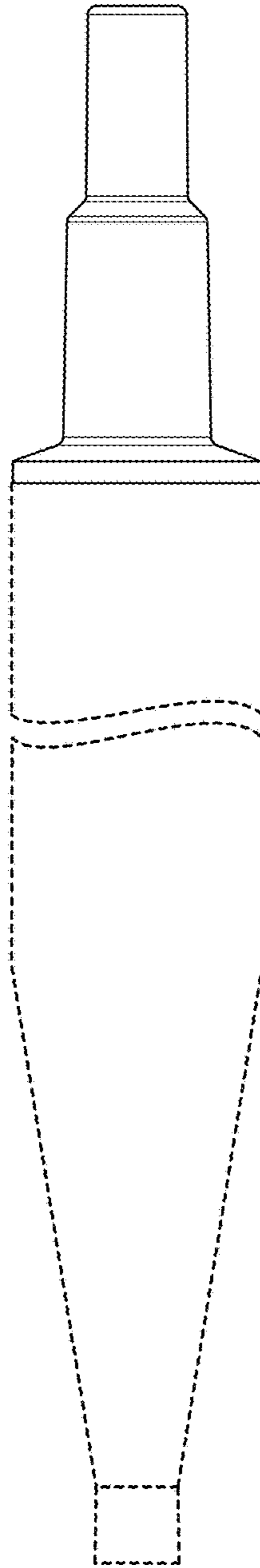


FIG. 1

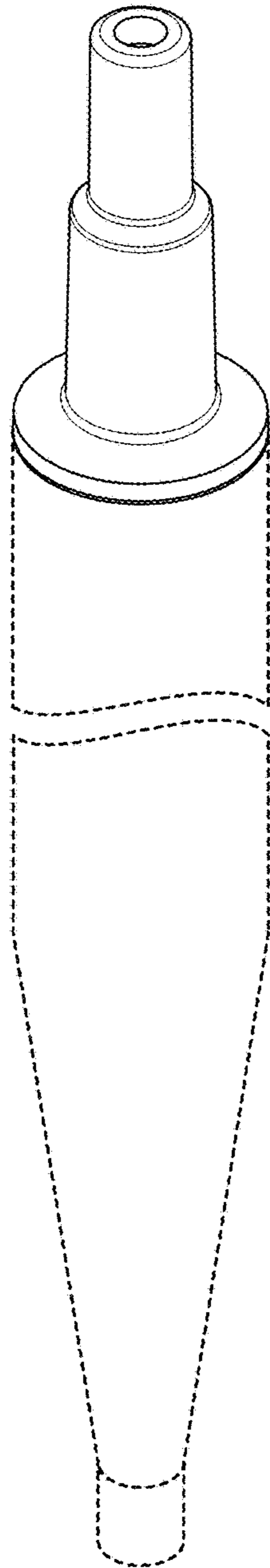


FIG. 2

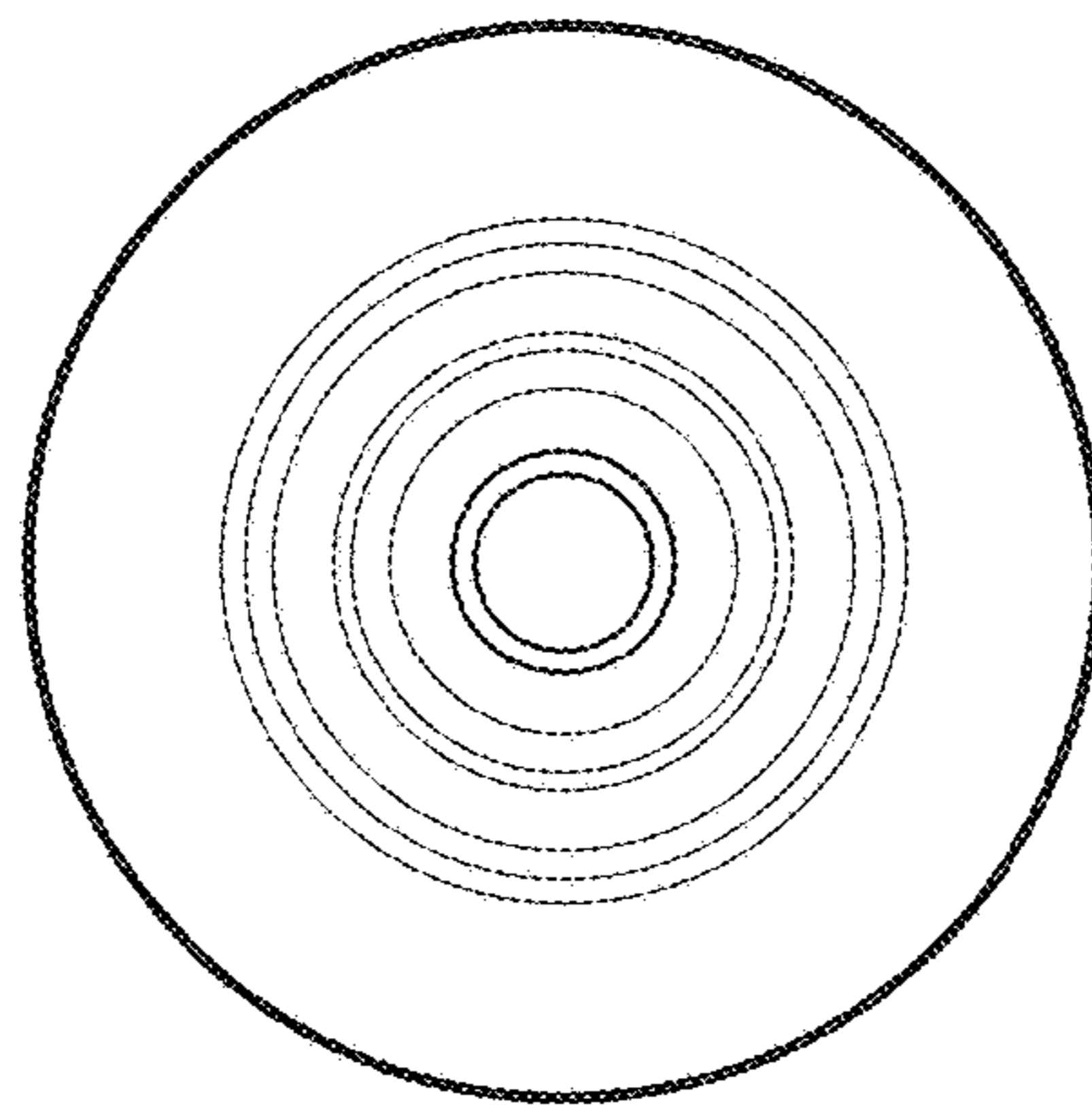


FIG. 3

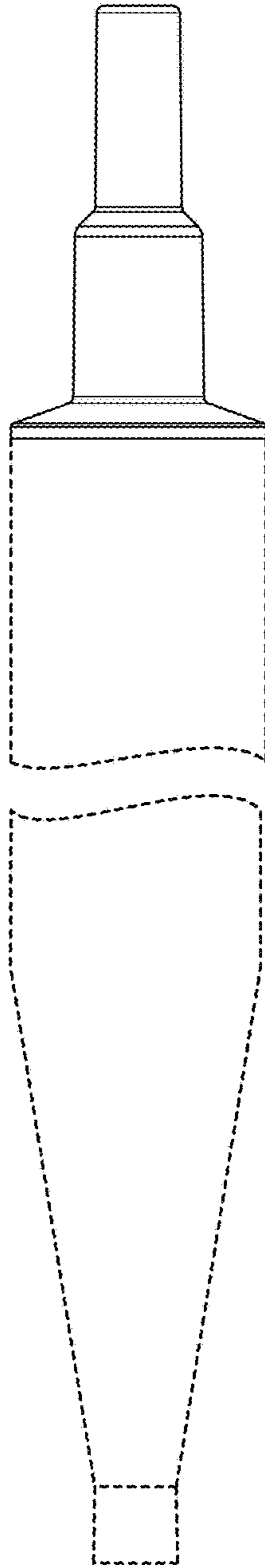


FIG. 4

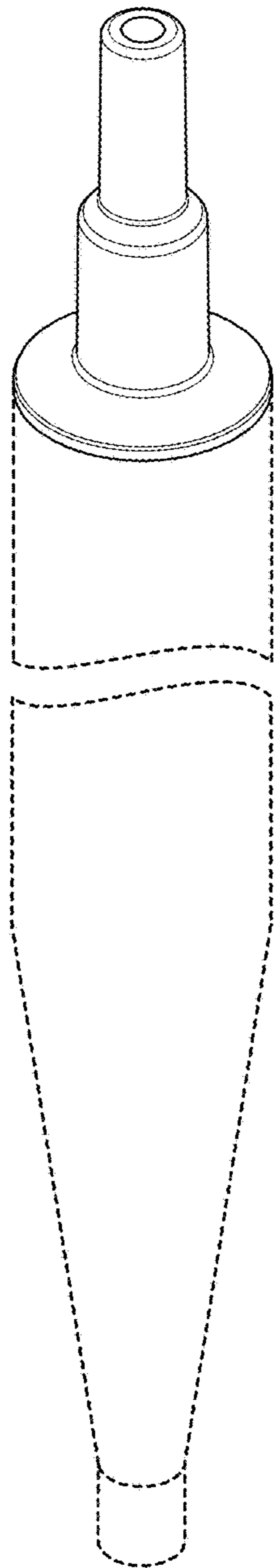


FIG. 5

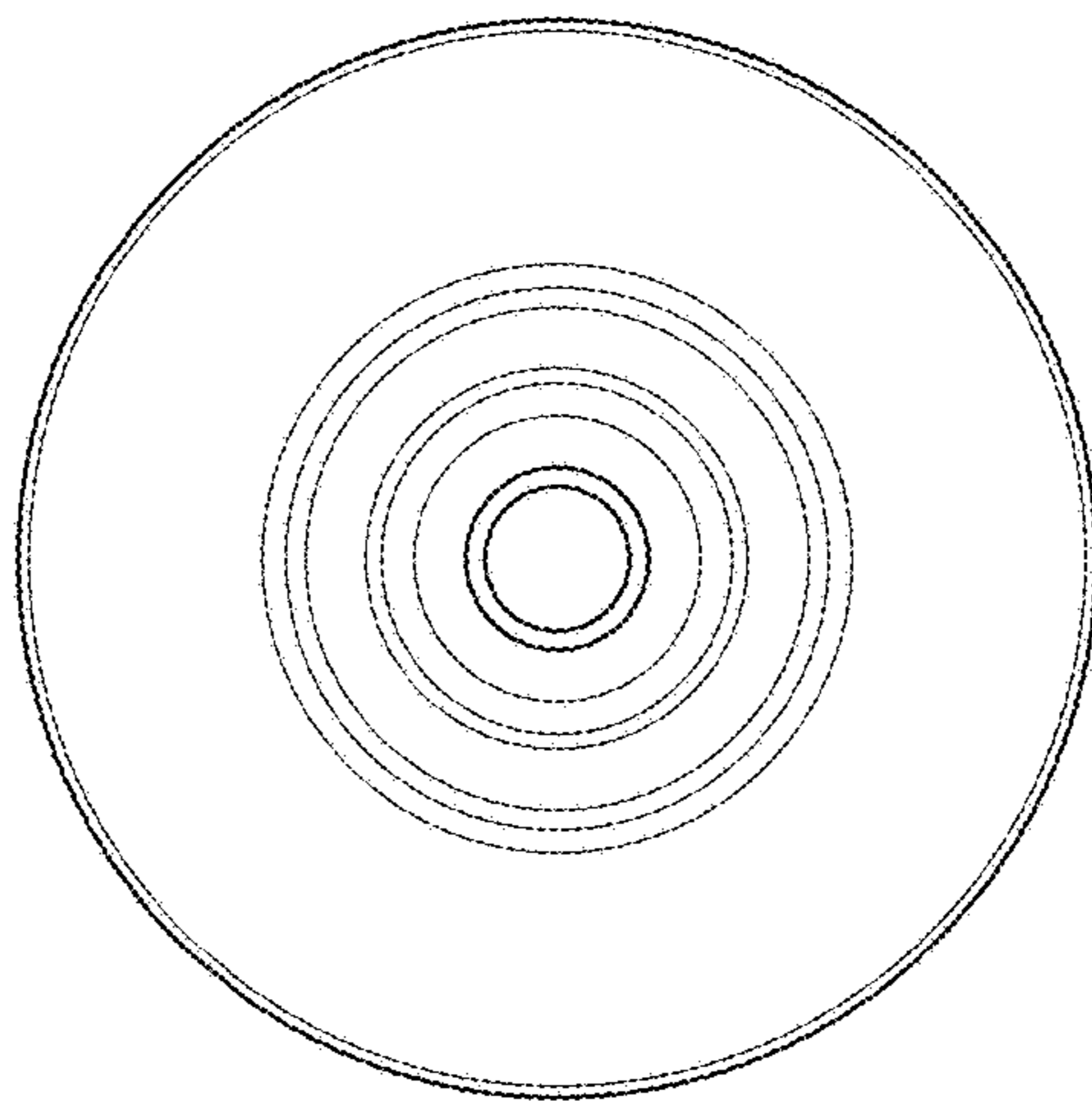


FIG. 6