



US00D852369S

(12) **United States Design Patent**  
**Chiang et al.**

(10) **Patent No.:** **US D852,369 S**

(45) **Date of Patent:** **\*\* Jun. 25, 2019**

(54) **KNEE SUPPORT**

(71) Applicant: **SPECIAL PROTECTORS CO., LTD.**,  
New Taipei (TW)

(72) Inventors: **Chi-Sheng Chiang**, New Taipei (TW);  
**Chi-Lan Liao**, New Taipei (TW)

(73) Assignee: **SPECIAL PROTECTORS CO., LTD.**,  
New Taipei (TW)

(\*\*) Term: **15 Years**

(21) Appl. No.: **29/591,315**

(22) Filed: **Jan. 19, 2017**

(51) **LOC (11) Cl.** ..... **24-01**

(52) **U.S. Cl.**  
USPC ..... **D24/190**

(58) **Field of Classification Search**  
USPC ..... D24/188–190; D29/121.1  
CPC ..... A61F 2005/0176; A61F 5/0123; A61F  
13/085  
See application file for complete search history.

(56) **References Cited**

**U.S. PATENT DOCUMENTS**

D580,556 S \* 11/2008 Lin ..... D24/190  
D623,759 S \* 9/2010 Chiang ..... D24/190

D630,333 S \* 1/2011 Chiang ..... D24/190  
D635,266 S \* 3/2011 Chiang ..... D24/190  
D665,950 S \* 8/2012 Rokitta ..... D29/121.1  
2012/0165713 A1 \* 6/2012 Forbes ..... A61F 5/0109  
602/26

\* cited by examiner

*Primary Examiner* — Jennifer L Watkins

(74) *Attorney, Agent, or Firm* — Bacon & Thomas, PLLC

(57) **CLAIM**

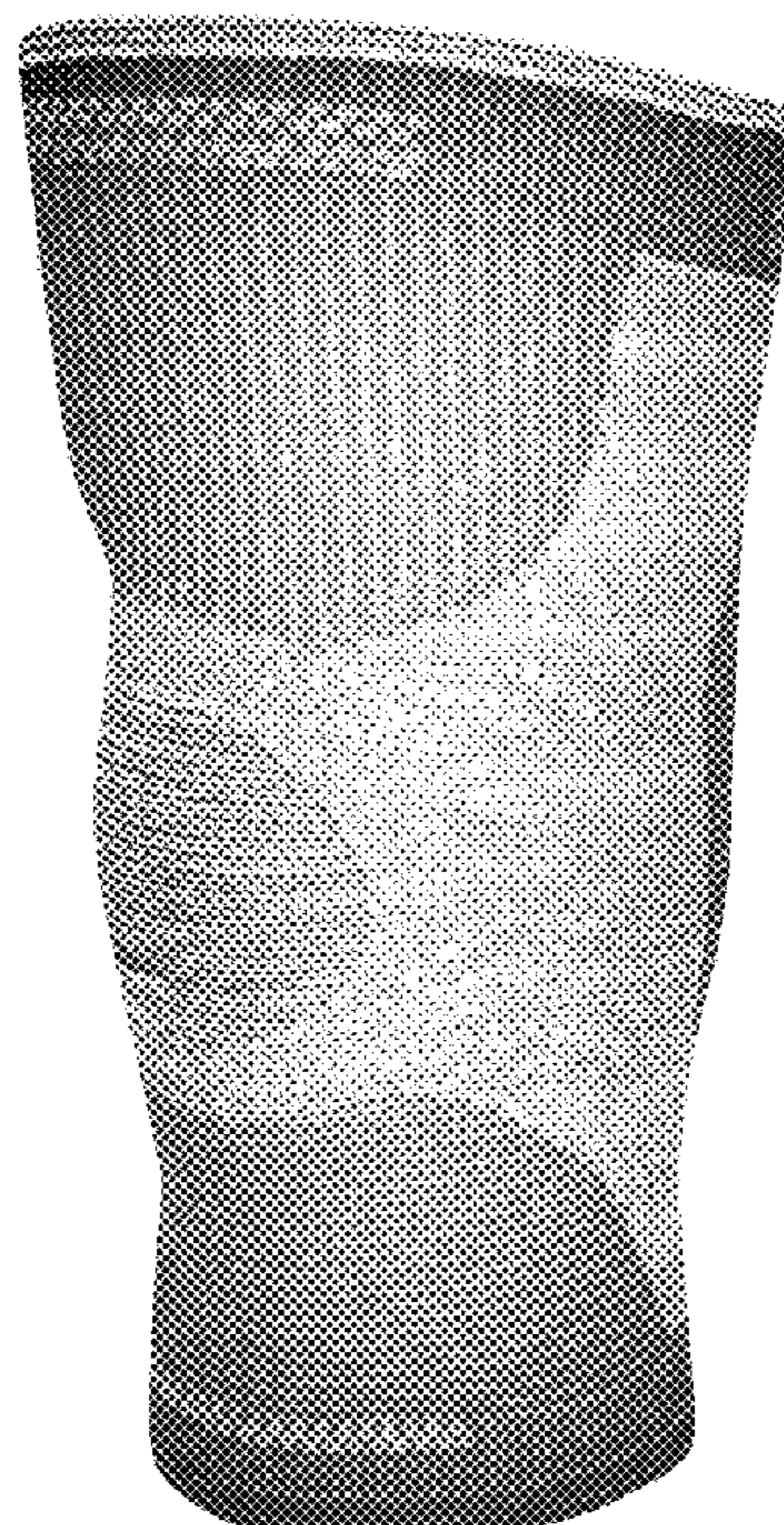
The ornamental design for a knee support, as shown and described.

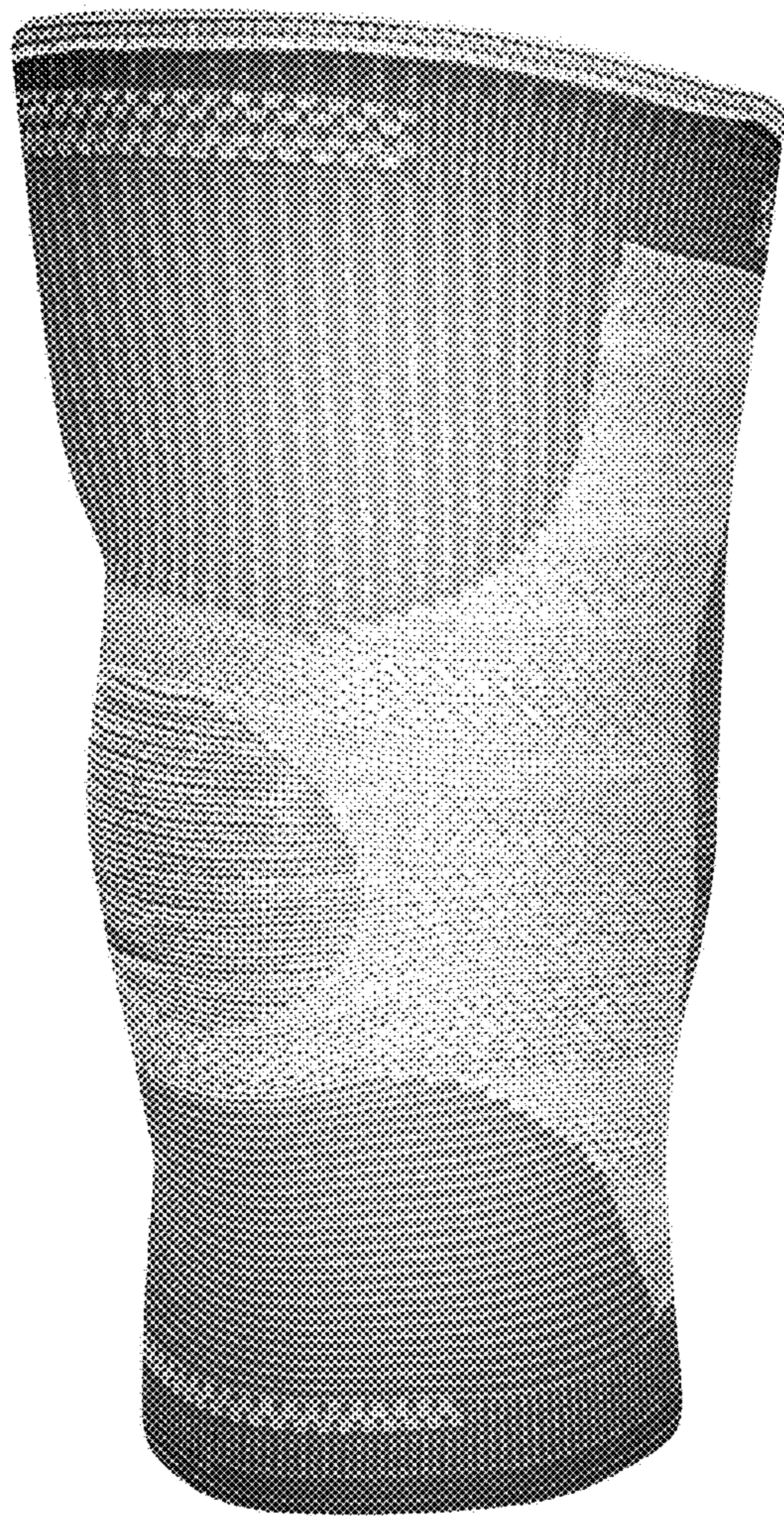
**DESCRIPTION**

FIG. 1 IS A PERSPECTIVE VIEW OF knee support SHOWING MY NEW DESIGN  
FIG. 2 IS A FRONT VIEW THEREOF;  
FIG. 3 IS A BACK VIEW THEREOF;  
FIG. 4 IS A LEFT SIDE ELEVATIONAL VIEW THEREOF; and,  
FIG. 5 IS A RIGHT SIDE ELEVATIONAL VIEW THEREOF.


The top and the bottom view of the knee support are omitted since they are not claimed in the design.

**1 Claim, 5 Drawing Sheets**






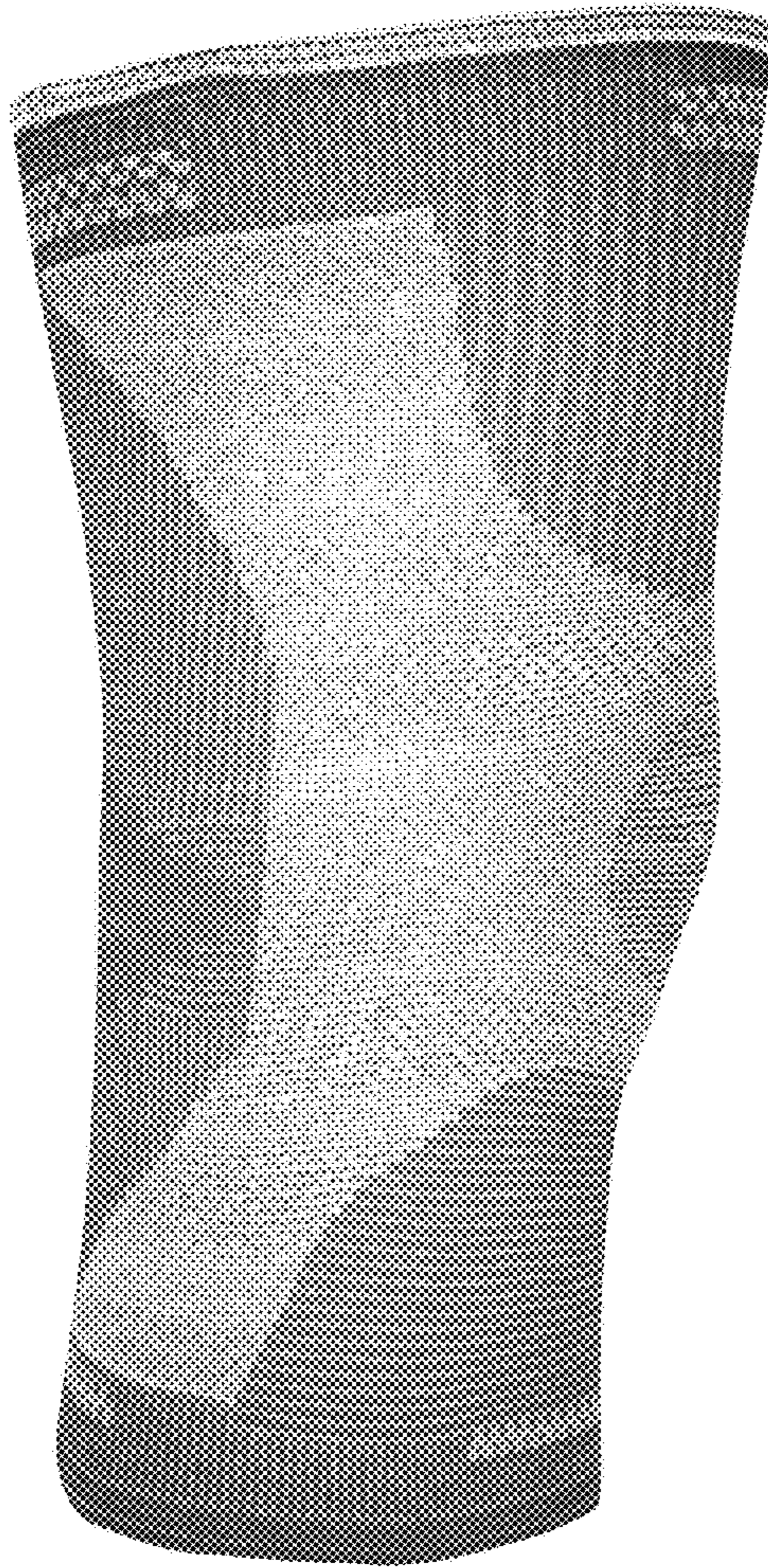
*FIG. 1*




*FIG.2*



*FIG.3*



*FIG.4*



*FIG.5*