



US00D852346S

(12) **United States Design Patent**
Park et al.

(10) **Patent No.:** **US D852,346 S**
(45) **Date of Patent:** **** Jun. 25, 2019**

(54) **AIR FRESHENER CONTAINER**
(71) Applicants: **Woo In Park**, Seoul (KR); **Sang Jun Han**, Seoul (KR); **Woo Jin Han**, Seoul (KR)

(72) Inventors: **Woo In Park**, Seoul (KR); **Sang Jun Han**, Seoul (KR); **Woo Jin Han**, Seoul (KR)

(**) Term: **15 Years**
(21) Appl. No.: **29/601,605**
(22) Filed: **Apr. 24, 2017**

(30) **Foreign Application Priority Data**
Oct. 31, 2016 (KR) 30-2016-0052099
(51) **LOC (11) Cl.** **28-99**
(52) **U.S. Cl.**
USPC **D23/366**
(58) **Field of Classification Search**
USPC D23/355-370, 386-388; D11/11, 86, 87, D11/101, 181, 208, 212, 228; D8/356, D8/396; D2/853, 935, 946; D9/609
CPC ... A61L 9/03; A61L 9/12; A61F 9/026; B01D 46/0004; G09F 7/22; G09F 19/08
See application file for complete search history.

(56) **References Cited**
U.S. PATENT DOCUMENTS
D199,418 S * 10/1964 Katz D9/609
3,854,255 A * 12/1974 Baker E04B 1/3211
52/81.1
D317,564 S * 6/1991 Ferrero D21/611
D380,821 S * 7/1997 Chen D23/366
6,039,751 A * 3/2000 Hardee A61D 9/00
602/6
D436,528 S * 1/2001 Bergersen D9/609
D521,780 S * 5/2006 Edwards D6/518
D522,287 S * 6/2006 Edwards D6/518

D583,519 S * 12/2008 Roberts D32/29.1
D667,310 S * 9/2012 Gilliard, II D9/668
D791,768 S * 7/2017 Billard D14/358

OTHER PUBLICATIONS

Aerobull Nano Speaker reference foundonline {Feb. 8, 2018}—
<https://musiclife.paris/speakers/aerobull-nano>.*

* cited by examiner

Primary Examiner — Lakiya G Rogers
Assistant Examiner — John A Voytek
(74) *Attorney, Agent, or Firm* — Antonio Ha & U.S. Patent, LLC

(57) **CLAIM**

The ornamental design for an air freshener container, as shown and described.

DESCRIPTION

FIG. 1 is a perspective view of the air freshener container of the present invention;
FIG. 2 is a front view of the air freshener container of the present invention;
FIG. 3 is a rear view of the air freshener container of the present invention;
FIG. 4 is a left side view of the air freshener container of the present invention;
FIG. 5 is a right side view of the air freshener container of the present invention;
FIG. 6 is a top view of the air freshener container of the present invention; and,
FIG. 7 is a bottom view of the air freshener container of the present invention.
The broken-lines shown in FIG. 3 depict portions of the air freshener container that form no part of the claimed design.

1 Claim, 7 Drawing Sheets

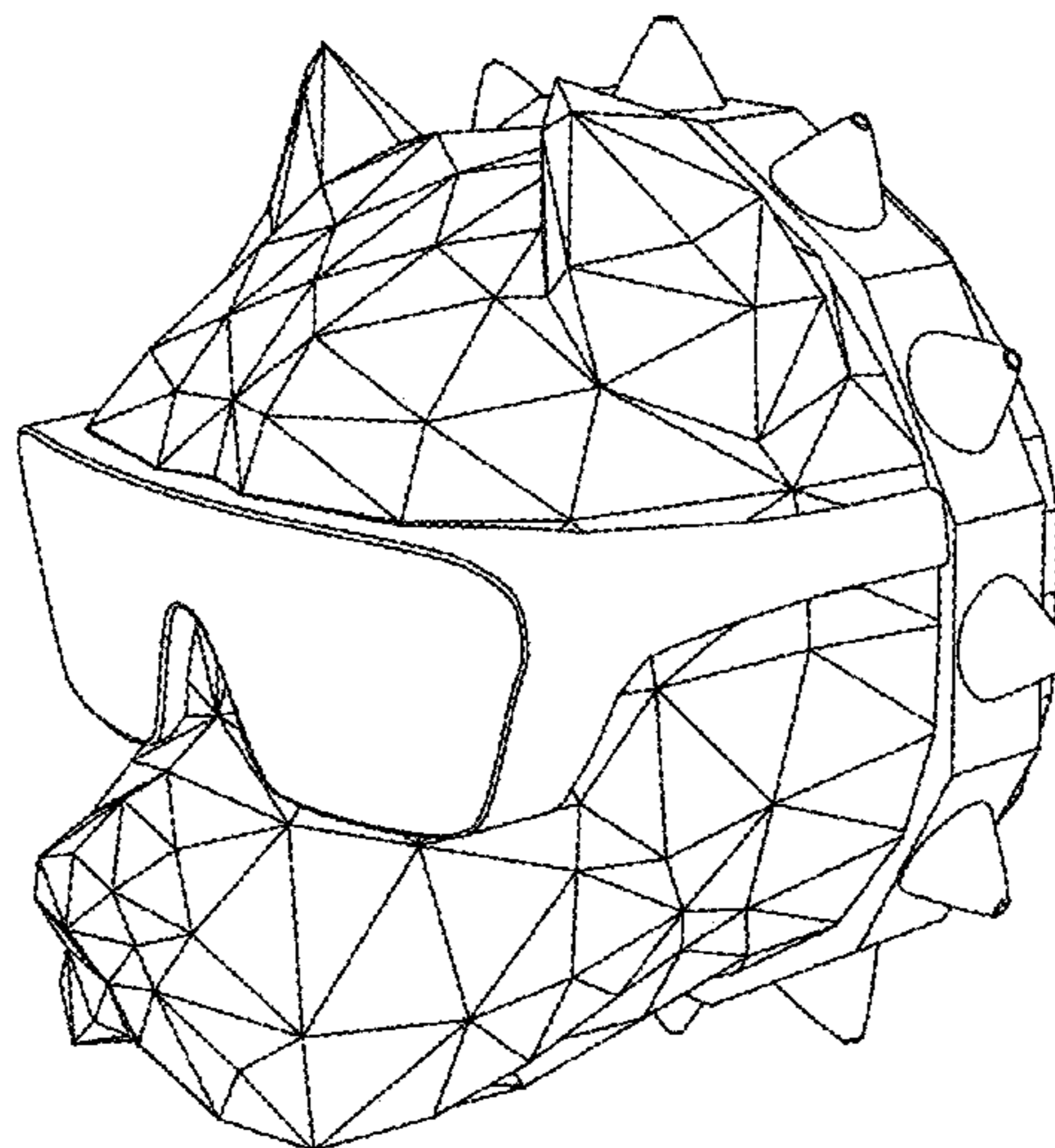


FIG. 1

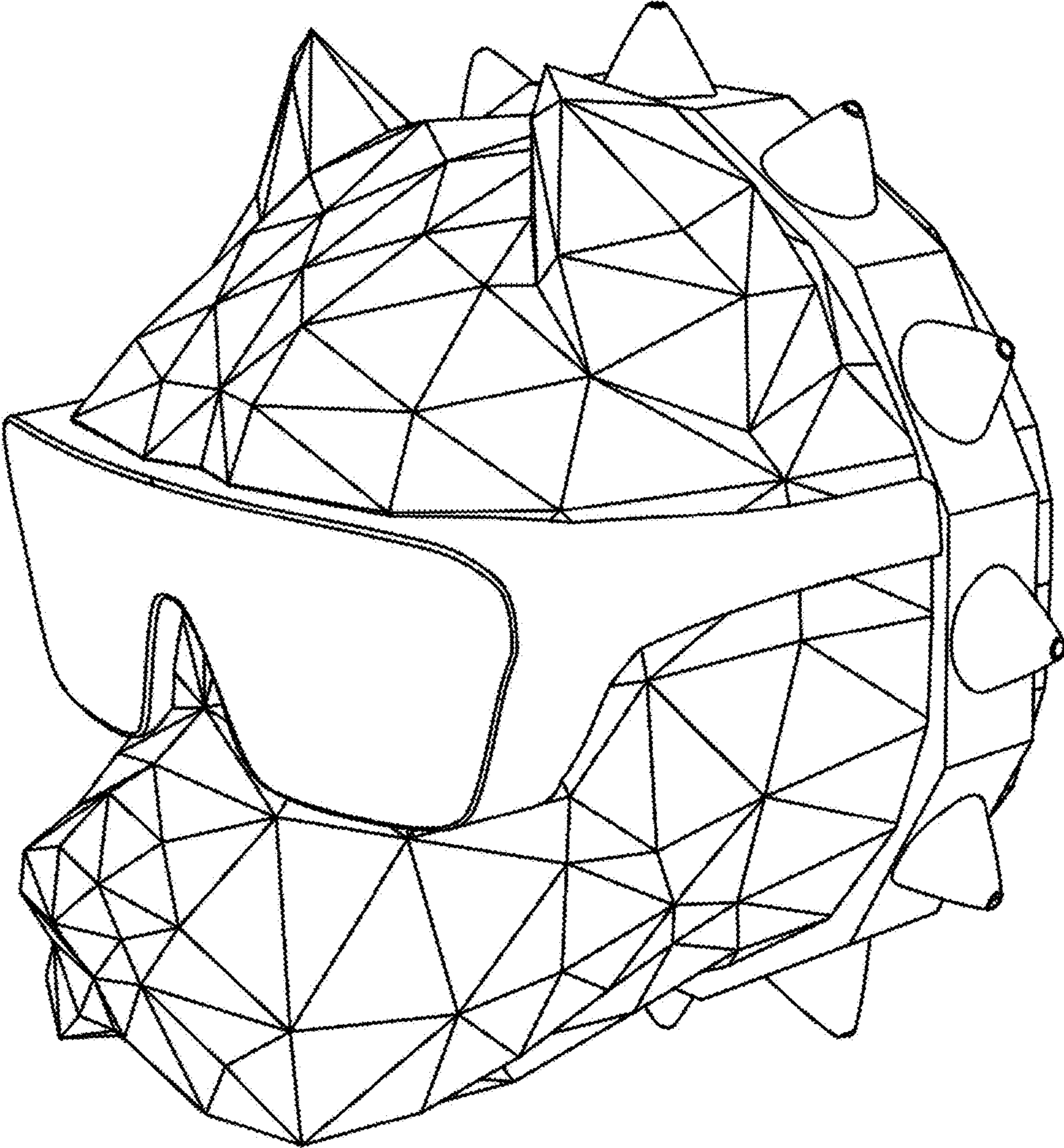


FIG. 2

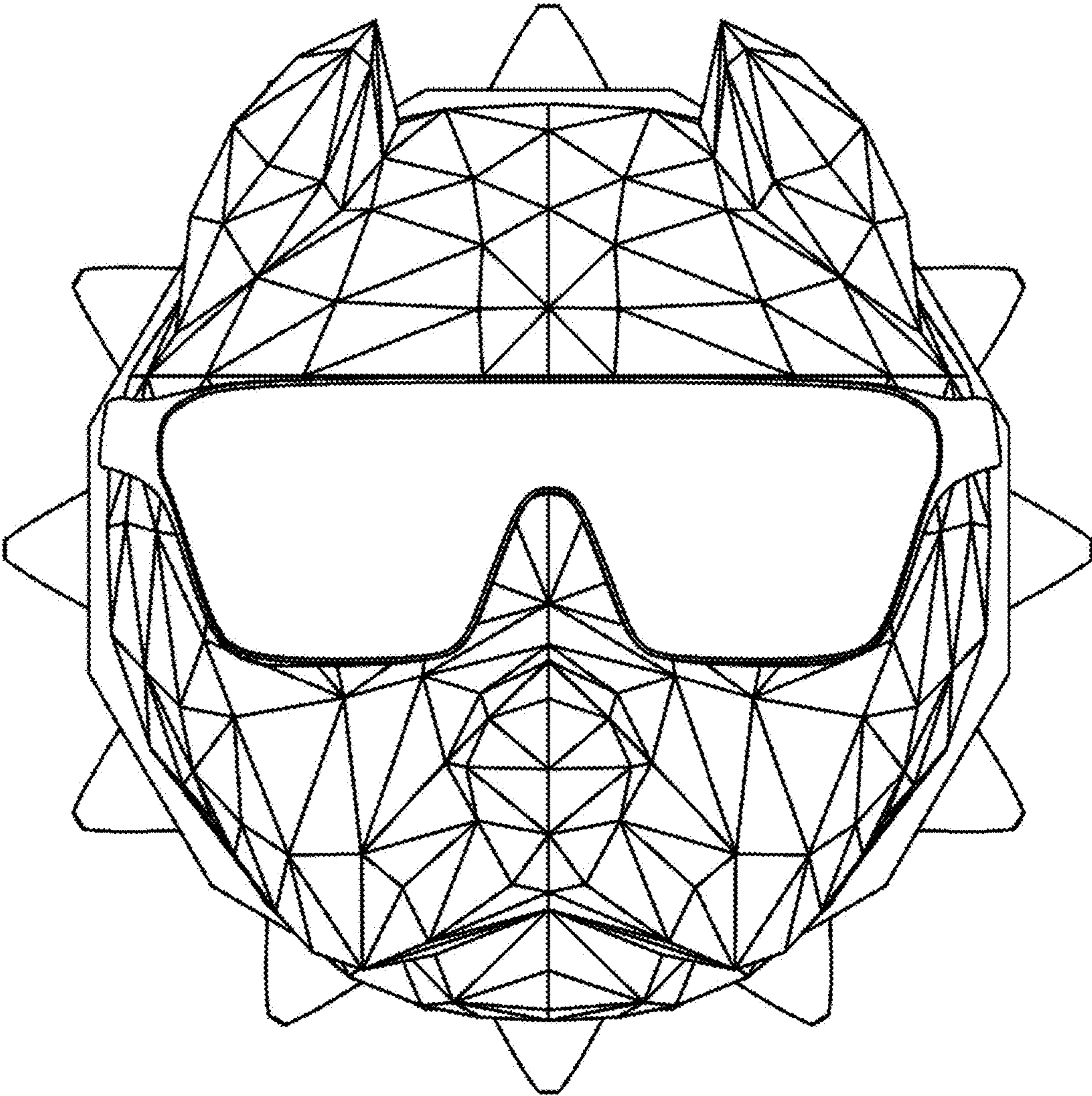


FIG. 3




FIG. 4

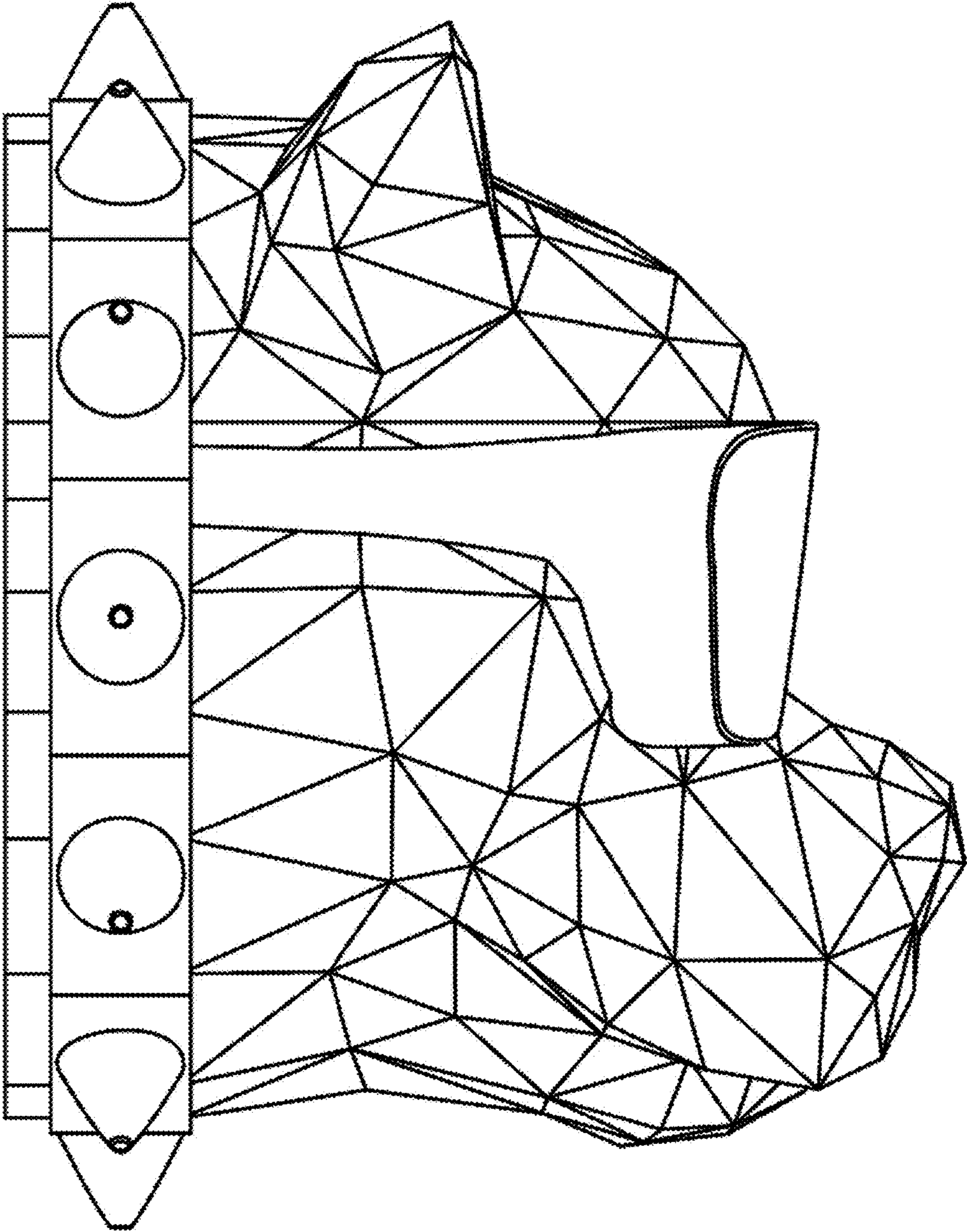


FIG. 5

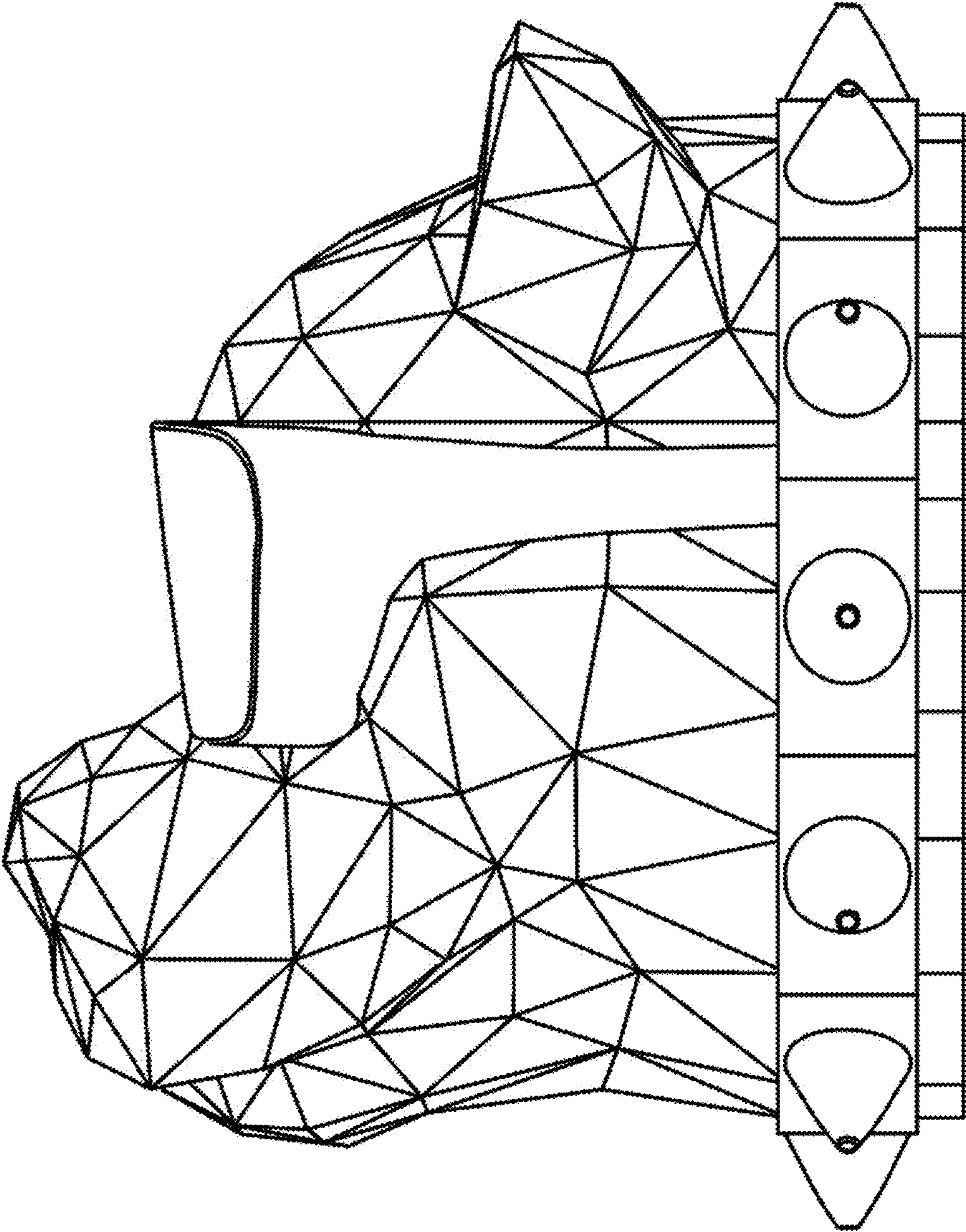


FIG. 6

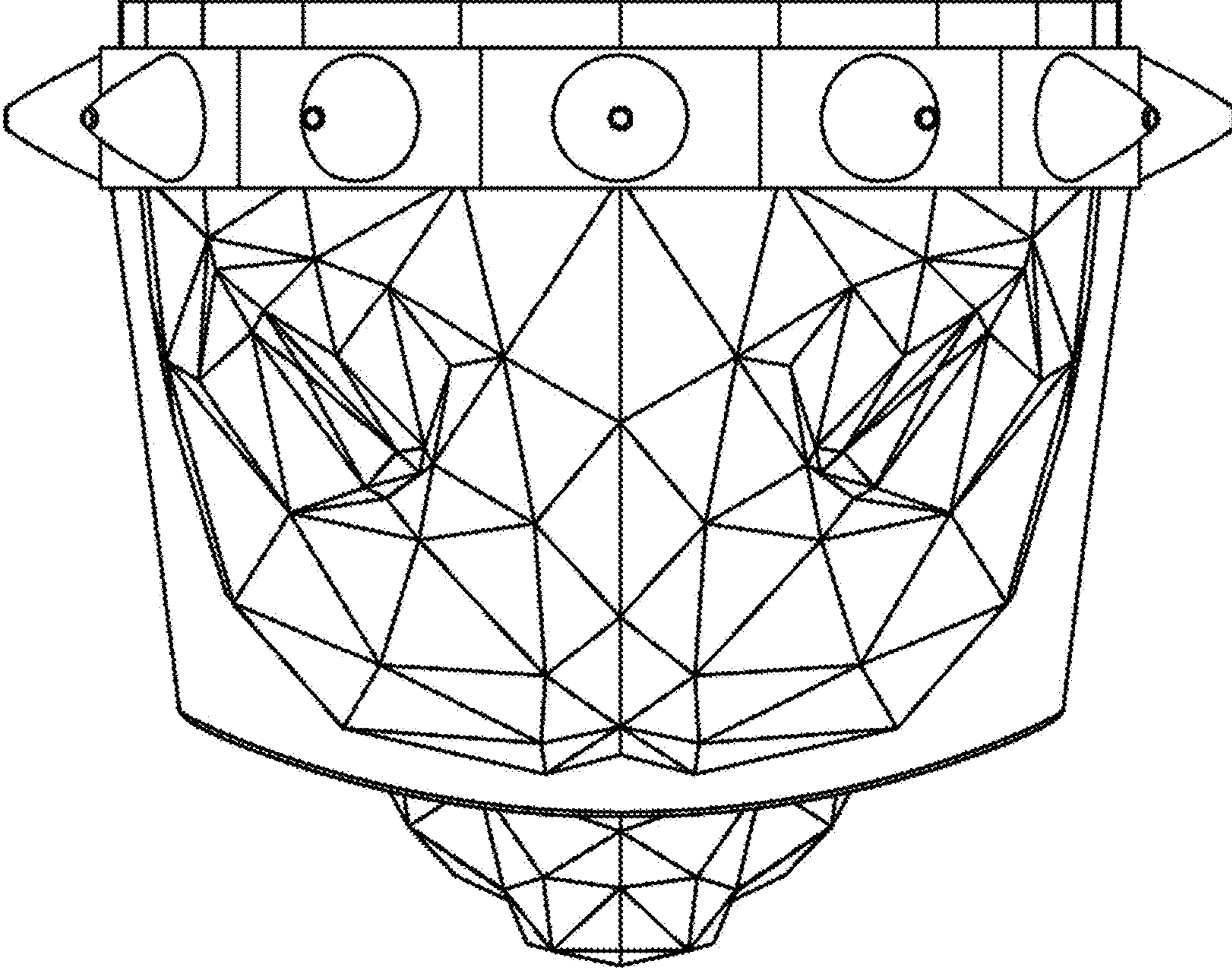


FIG. 7

