



US00D852257S

(12) **United States Design Patent**
Sakai

(10) **Patent No.:** **US D852,257 S**
(45) **Date of Patent:** **** Jun. 25, 2019**

- (54) **CAMERA**
- (71) Applicant: **FUJIFILM Corporation**, Tokyo (JP)
- (72) Inventor: **Masayuki Sakai**, Tokyo (JP)
- (73) Assignee: **FUJIFILM Corporation**, Minato-Ku, Tokyo (JP)
- (**) Term: **15 Years**
- (21) Appl. No.: **29/596,943**
- (22) Filed: **Mar. 13, 2017**
- (30) **Foreign Application Priority Data**
Sep. 16, 2016 (JP) 2016-020098
- (51) **LOC (11) Cl.** **16-05**
- (52) **U.S. Cl.**
USPC **D16/219**
- (58) **Field of Classification Search**
USPC D16/200, 202–206, 208, 218, 219, 242;
348/164, 347, 373–376; 396/535,
396/539–541; 250/330, 332
CPC G03B 15/03; G03B 17/02; G03B 17/04;
G03B 17/56; G03B 19/04; H04N 5/2251;
H04N 5/2252; H04N 5/2253; H04N
5/2254; H04N 2101/00; H04N 5/33;
H04N 5/332
See application file for complete search history.

D709,543 S *	7/2014	Isozaki	D16/218
D733,780 S *	7/2015	Chen	D16/202
D744,572 S *	12/2015	Tabuchi	D16/218
D754,234 S *	4/2016	Lee	D16/218
D754,769 S *	4/2016	Patulski	D16/202
D755,274 S *	5/2016	Lee	D16/218
D764,559 S *	8/2016	Luo	D16/202
D779,577 S *	2/2017	Ikegame	D16/211
D781,362 S *	3/2017	Ikegame	D16/211
D781,363 S *	3/2017	Ikegame	D16/211
D792,497 S *	7/2017	Oliveira	D16/208

* cited by examiner

Primary Examiner — Ramzi S Almatrahi
(74) *Attorney, Agent, or Firm* — Sughrue Mion, PLLC

(57) **CLAIM**

The ornamental design for a camera, as shown and described.

DESCRIPTION

FIG. 1 is a top, front and right side perspective view of a camera showing my new design;
 FIG. 2 is a top, rear and left side perspective view thereof;
 FIG. 3 is a front elevational view thereof;
 FIG. 4 is a rear elevational view thereof;
 FIG. 5 is a top plan view thereof;
 FIG. 6 is a bottom plan view thereof;
 FIG. 7 is a left side elevational view thereof; and,
 FIG. 8 is a cross-sectional view thereof taken along lines VIII-VIII of FIG. 3, in which an internal structure thereof is not shown.

The broken lines depict portions of the camera in which the design is embodied that form no part of the claimed design. Additionally, the dash-dot lines denote the boundary of the claim and form no part of the claimed design.

1 Claim, 7 Drawing Sheets

- (56) **References Cited**
U.S. PATENT DOCUMENTS
D692,939 S * 11/2013 Huang D16/218
D697,122 S * 1/2014 Ikegame D16/218

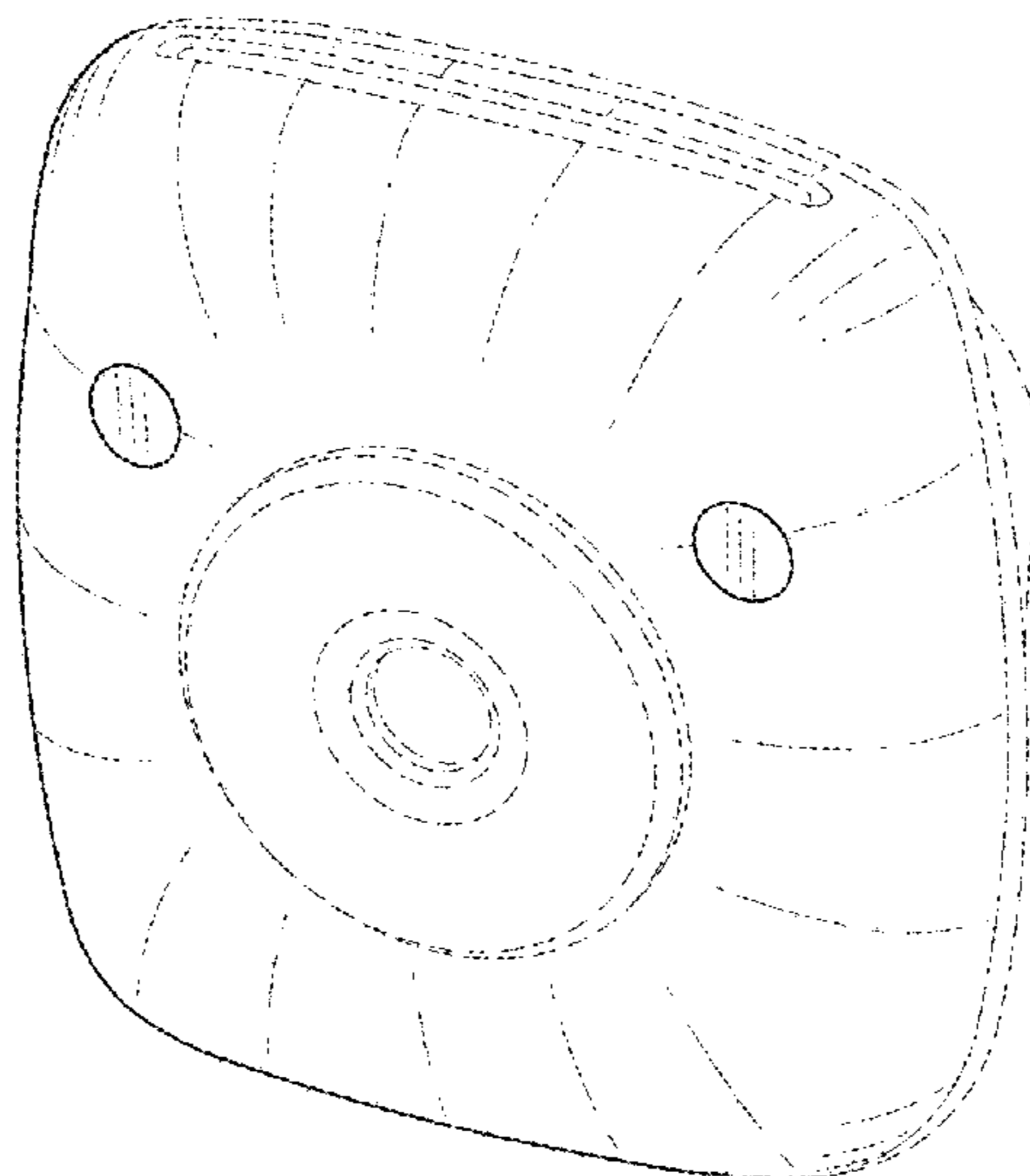


FIG.1

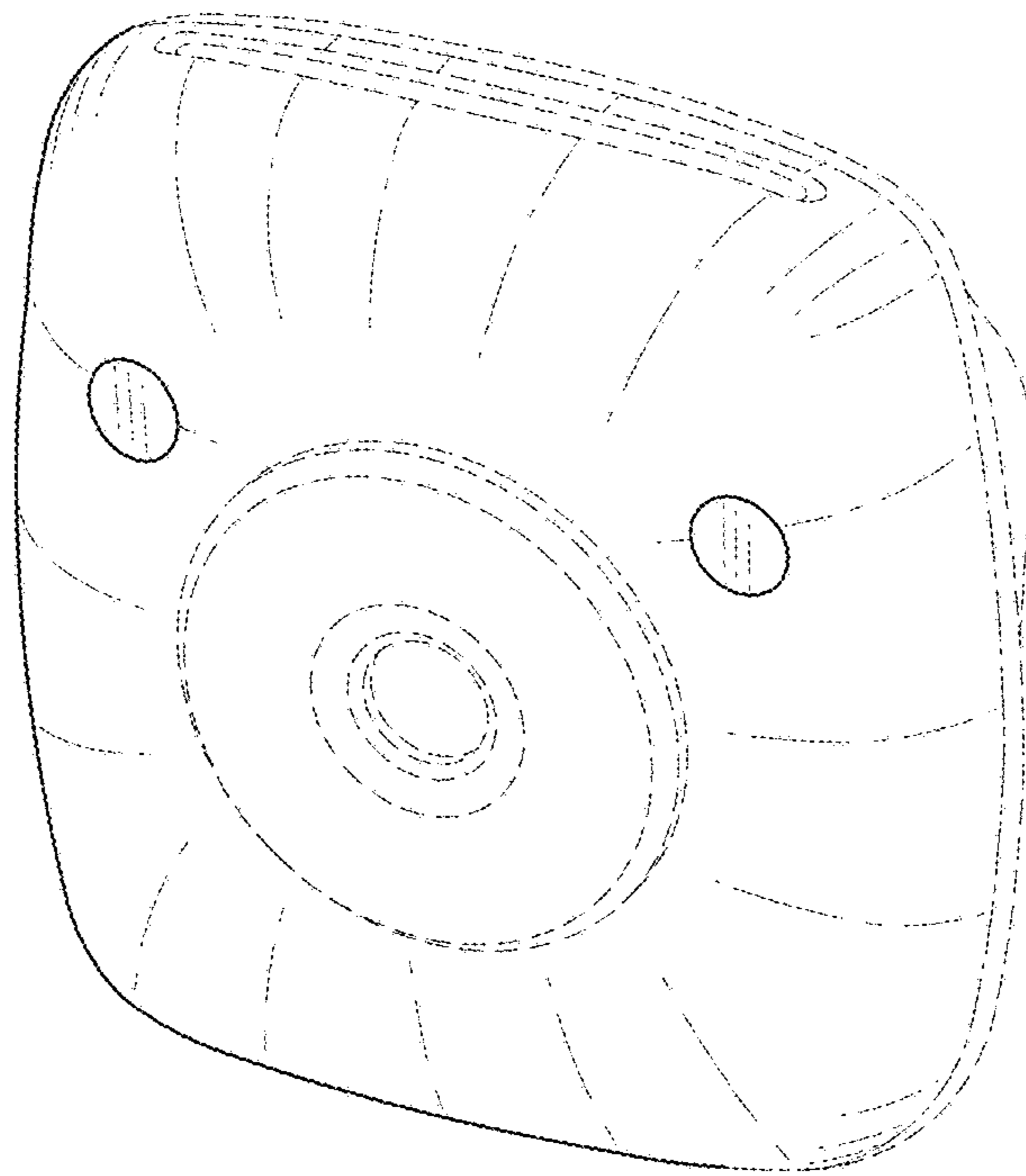


FIG. 2

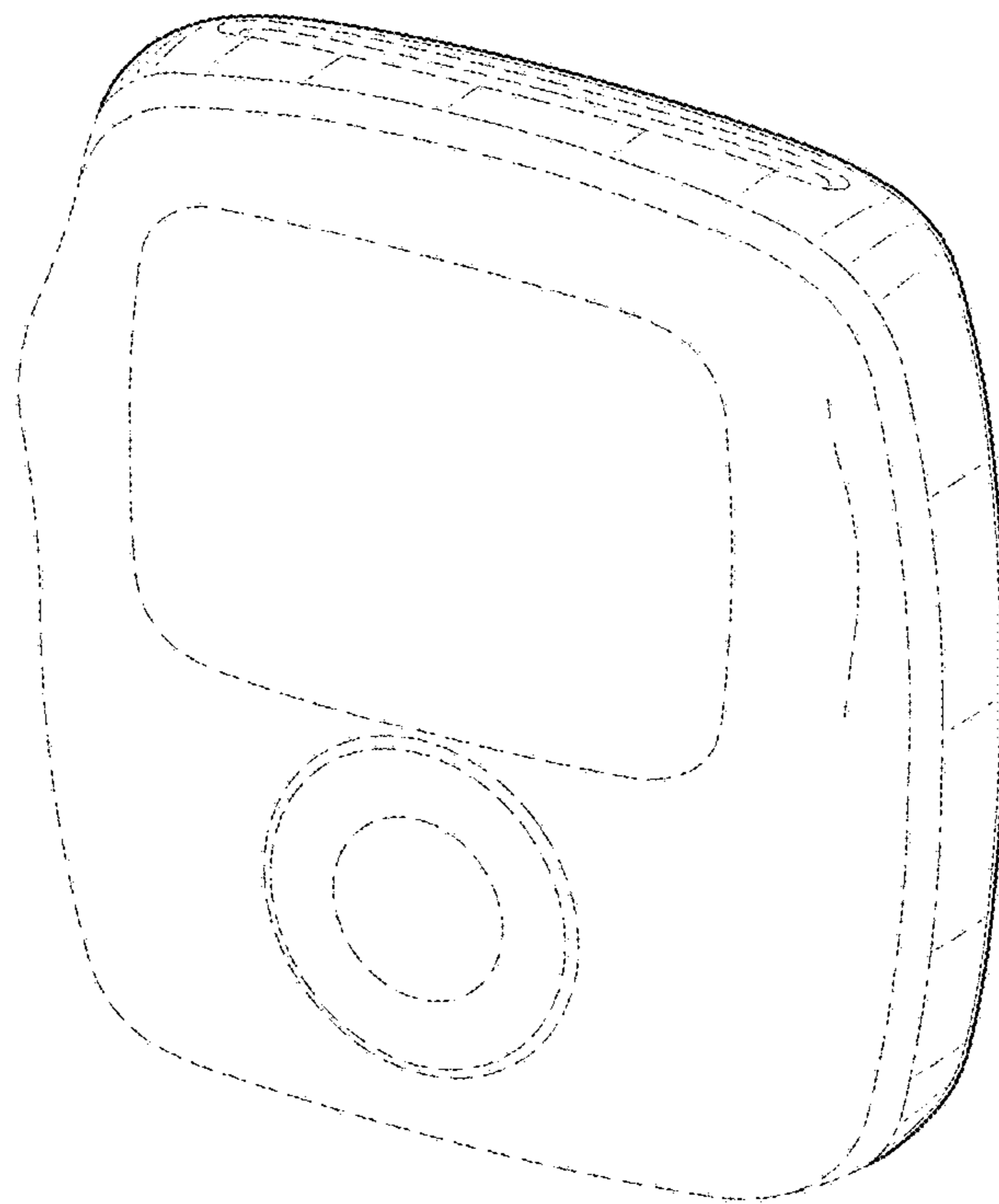


FIG.3

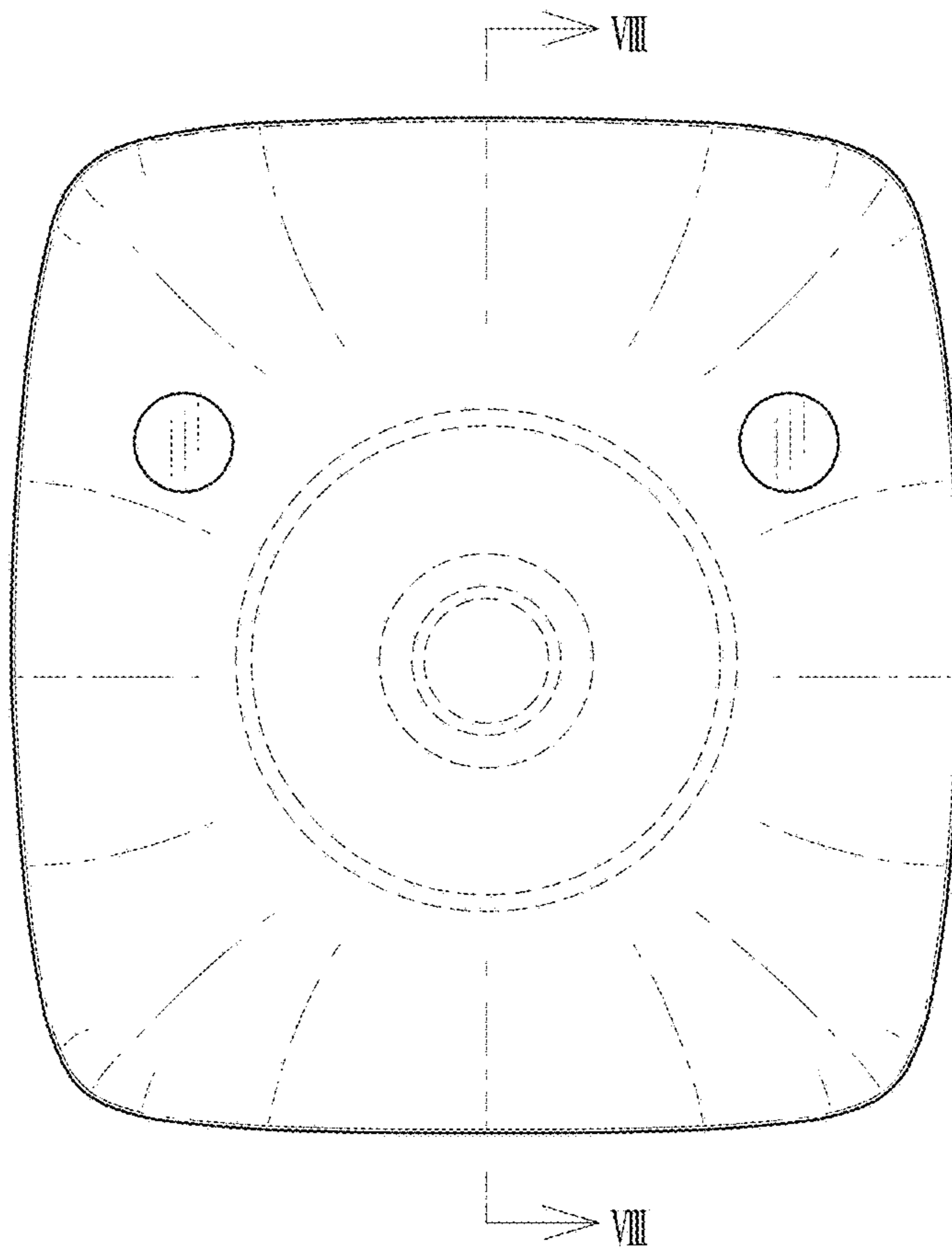


FIG.4

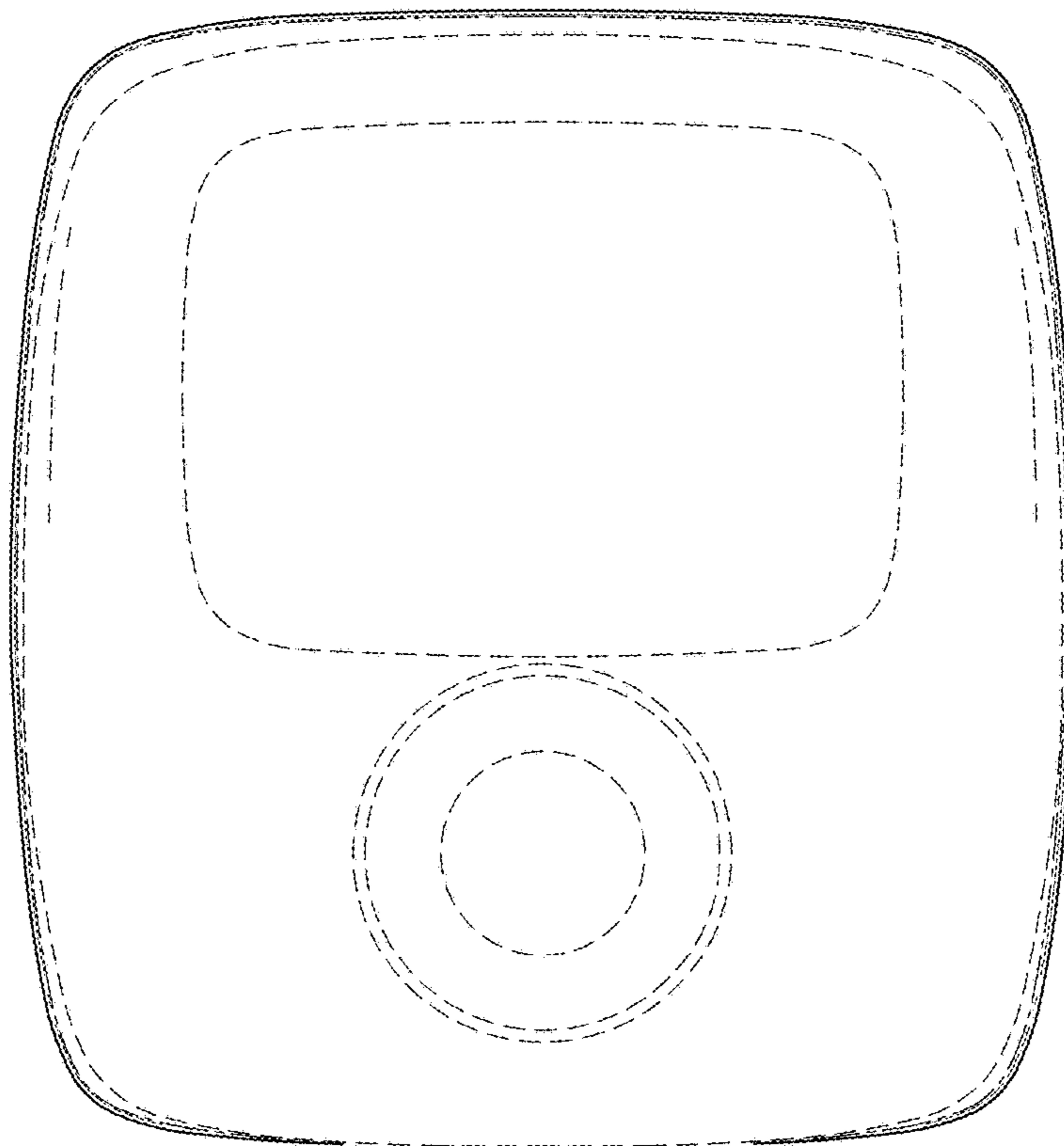


FIG.5

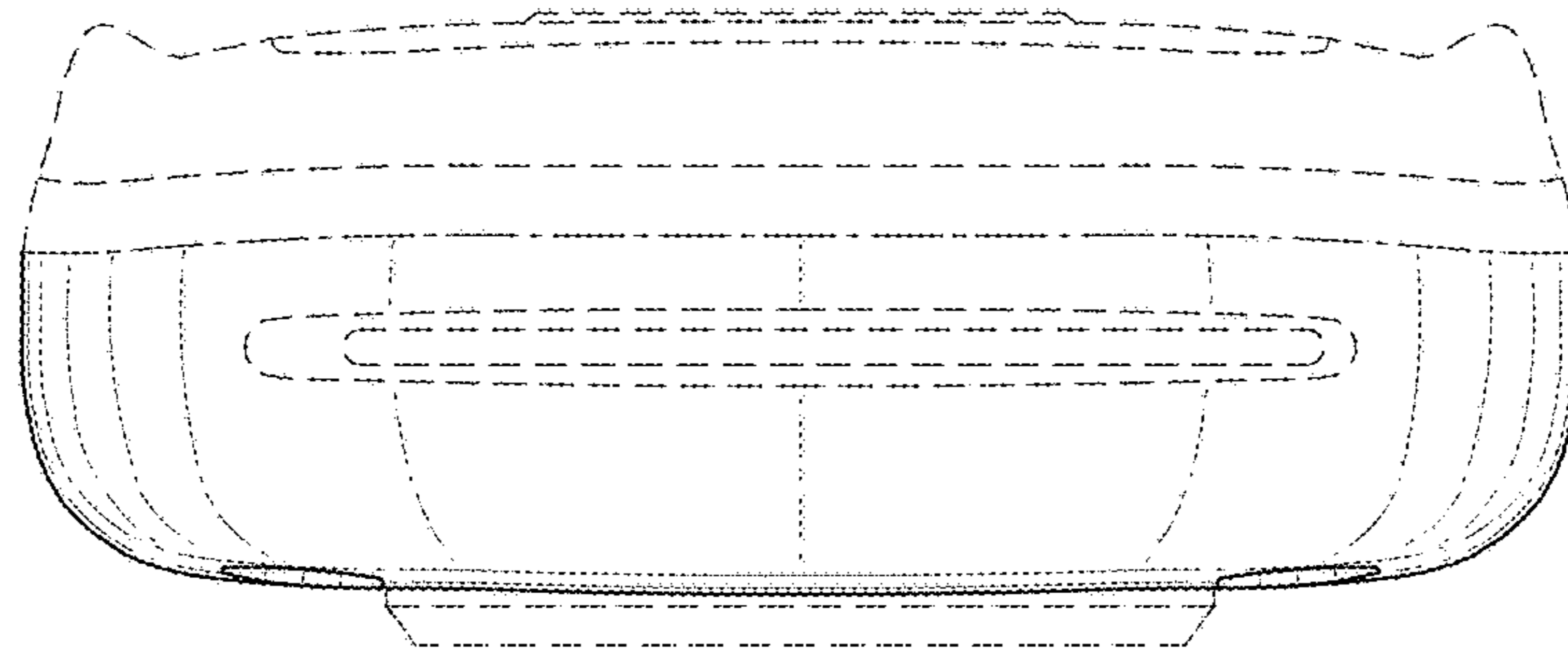


FIG.6




FIG. 7




FIG. 8

