



US00D852202S

(12) **United States Design Patent** (10) **Patent No.:** **US D852,202 S**
Ferren et al. (45) **Date of Patent:** **** Jun. 25, 2019**

(54) **CASE FOR LAPTOP-SHAPED PORTABLE ELECTRONIC COMPUTING DEVICE**

(71) Applicant: **Pioneer Square Brands, Inc.**, Seattle, WA (US)

(72) Inventors: **Michael Cooper Ferren**, Camas, WA (US); **Michael Heecheol Kim**, Seattle, WA (US); **Jaimie Emerald Chan**, Renton, WA (US)

(73) Assignee: **PIONEER SQUARE BRANDS, INC.**, McLean, VA (US)

(**) Term: **15 Years**

(21) Appl. No.: **29/677,856**

(22) Filed: **Jan. 24, 2019**

(51) **LOC (11) Cl.** **14-02**

(52) **U.S. Cl.**
USPC **D14/440**

(58) **Field of Classification Search**
USPC D14/440, 447, 250; 206/45.23, 320, 206/45.2; 361/679.55; 294/25; 224/218
CPC ... G06F 1/1628; G06F 1/1626; A47B 23/044; H04B 1/3888
See application file for complete search history.

(56) **References Cited**

U.S. PATENT DOCUMENTS

D278,860 S *	5/1985	Katz	D3/289
D346,901 S	5/1994	Dulka et al.		
D358,935 S *	6/1995	Chang	D3/276
D360,075 S	7/1995	Cross et al.		
D402,810 S	12/1998	Alves		
D434,901 S	12/2000	Eskandry		
D447,342 S	9/2001	Guy et al.		
D447,631 S	9/2001	Hillman		
D451,672 S	12/2001	Rasmussen		

D452,612 S *	1/2002	Alexandroff	D3/263
D479,652 S	9/2003	Hassett		
D498,924 S	11/2004	Karl		
D500,204 S	12/2004	Hillman		
D500,597 S	1/2005	Hillman		
D506,609 S	6/2005	Hillman		
D517,545 S *	3/2006	Buckel	D14/345
D529,717 S	10/2006	Brancky		
D535,101 S *	1/2007	Suppancig	D3/289
D552,348 S *	10/2007	Martin	D3/265
D574,615 S *	8/2008	Picot	D3/289
7,500,561 B2 *	3/2009	Matias	A45C 13/02 206/320
D591,508 S	5/2009	Lown et al.		
D592,400 S	5/2009	Nelson		
D623,857 S *	9/2010	Austin	D3/289
D634,929 S	3/2011	Bizzell		
D655,084 S	3/2012	Shor et al.		
D658,877 S	5/2012	Janus		
D663,944 S *	7/2012	Bouskill	D3/203.1
D665,579 S	8/2012	Fair et al.		

(Continued)

Primary Examiner — Cynthia R Underwood
(74) *Attorney, Agent, or Firm* — Grandview Law

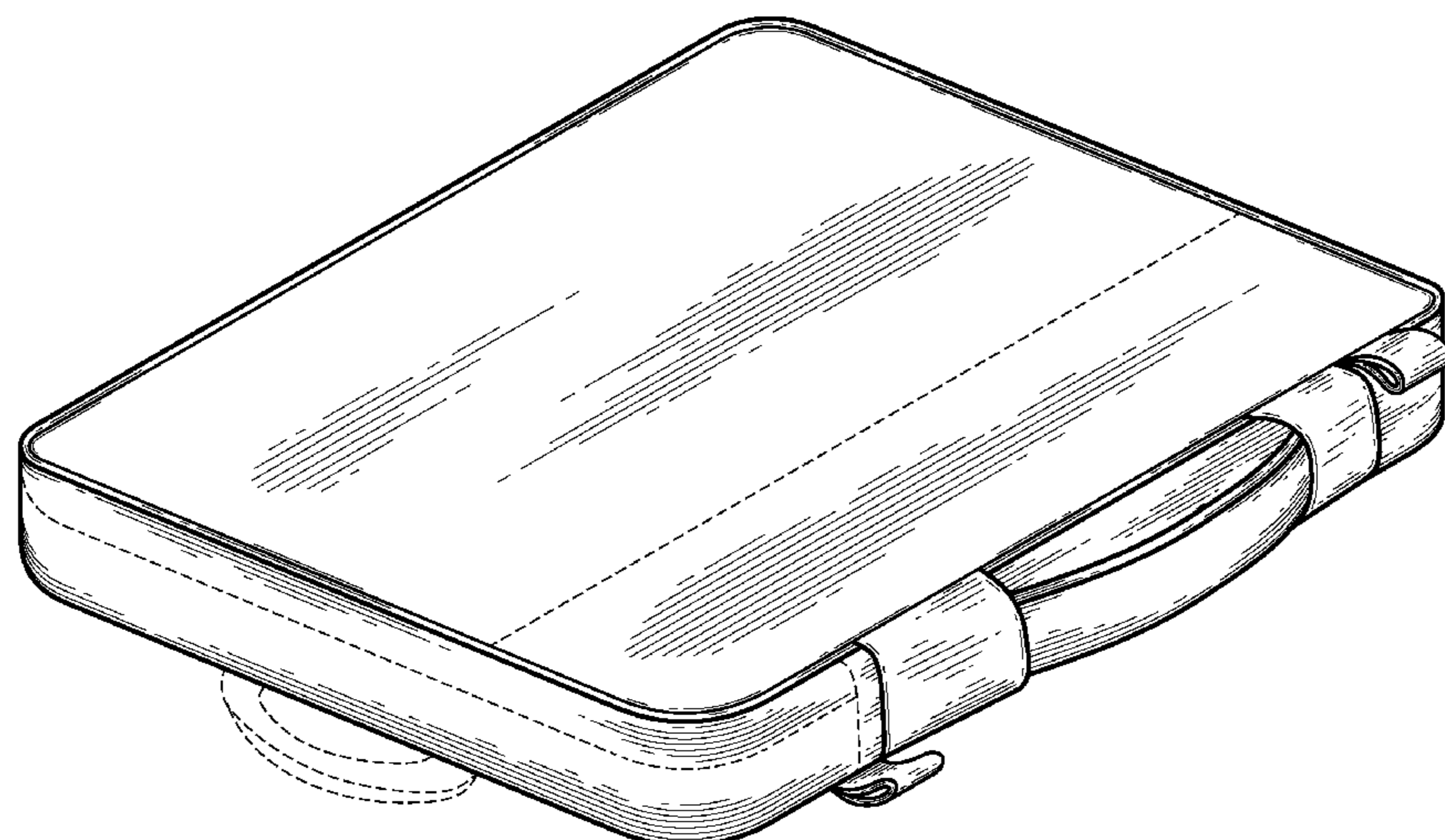
(57) **CLAIM**

The ornamental design for a case for laptop-shaped portable electronic computing device, as shown and described.

DESCRIPTION

FIG. 1 is a front perspective view of a case for laptop-shaped portable electronic computing device.
FIG. 2 is a front elevational view thereof.
FIG. 3 is a rear plan elevational thereof.
FIG. 4 is a top elevational view thereof.
FIG. 5 is a bottom elevational view thereof.
FIG. 6 is a left elevational view thereof; and,
FIG. 7 is a right elevational view thereof.
The features shown in broken lines in the drawing figures depict features that form no part of the claimed design.

1 Claim, 3 Drawing Sheets



(56)

References Cited

U.S. PATENT DOCUMENTS

D666,815	S *	9/2012	Janus	D3/274
D672,958	S	12/2012	Denzinger	
D677,891	S *	3/2013	Janus	D3/289
D679,278	S	4/2013	Cho et al.	
D685,185	S *	7/2013	Bulzis	D3/266
D694,246	S *	11/2013	Park	D14/440
D696,865	S	1/2014	Morszeck	
D730,647	S *	6/2015	Thompson	D3/284
D731,184	S *	6/2015	Saydar	D3/294
9,056,696	B1 *	6/2015	Reyes	A45C 11/00
D742,385	S *	11/2015	Chaney	D14/440
D750,086	S *	2/2016	Langhein	H04M 1/04 D14/440
D752,052	S *	3/2016	Park	D14/440
D754,666	S	4/2016	Tiffen et al.	
D762,060	S *	7/2016	Adio	D3/243
D776,120	S	1/2017	Brown et al.	
D784,348	S	4/2017	Zhang	
D801,045	S *	10/2017	Claxton	D3/265
D805,081	S *	12/2017	Mittelstadt	D14/440
10,162,389	B2 *	12/2018	Tazbaz	G06F 1/1681
D837,794	S	1/2019	Chan et al.	
2004/0134813	A1 *	7/2004	Domotor	A45C 3/02 206/320
2012/0240521	A1 *	9/2012	Johnson	A45C 13/02 53/396

* cited by examiner

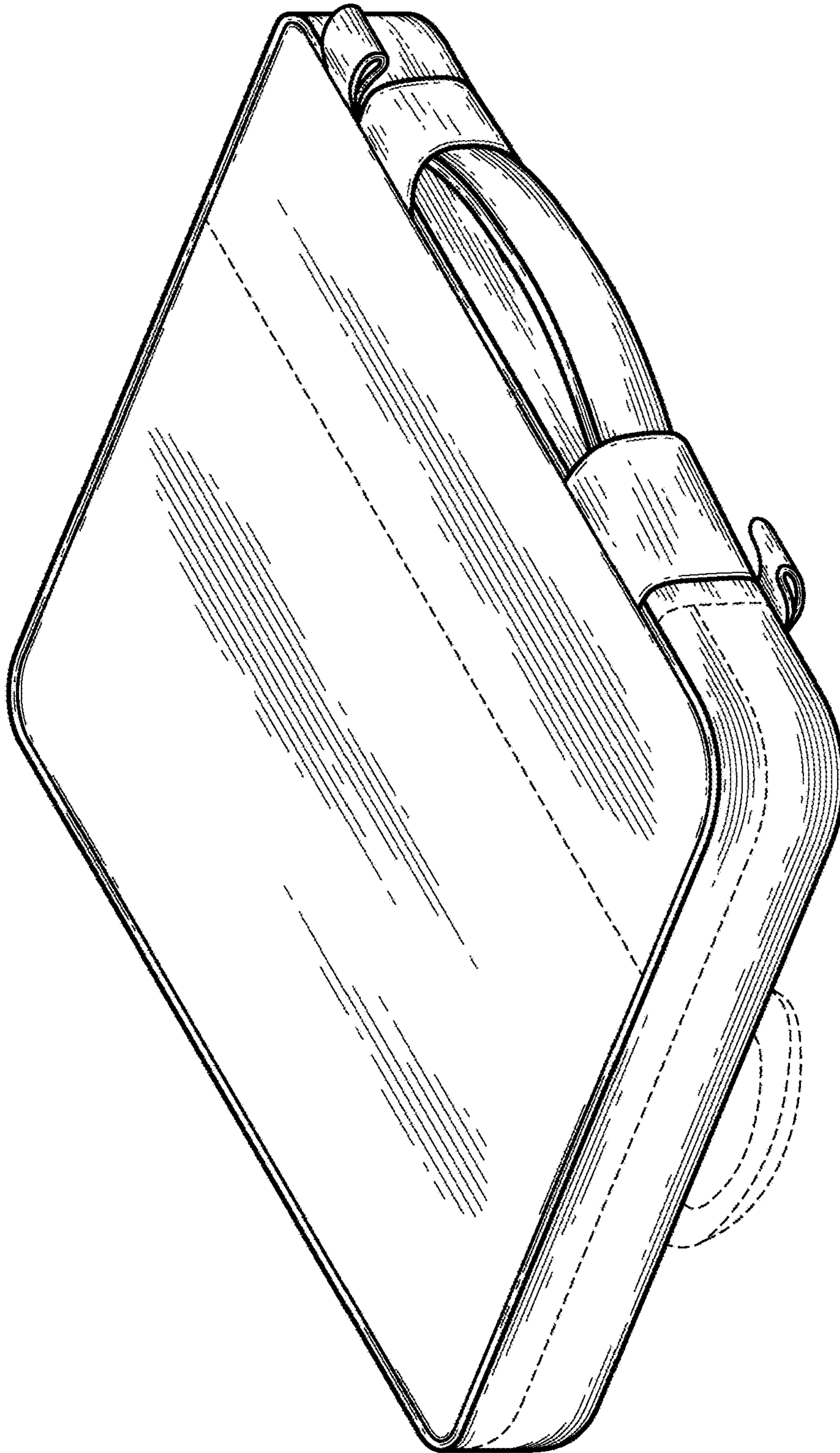


Fig. 1

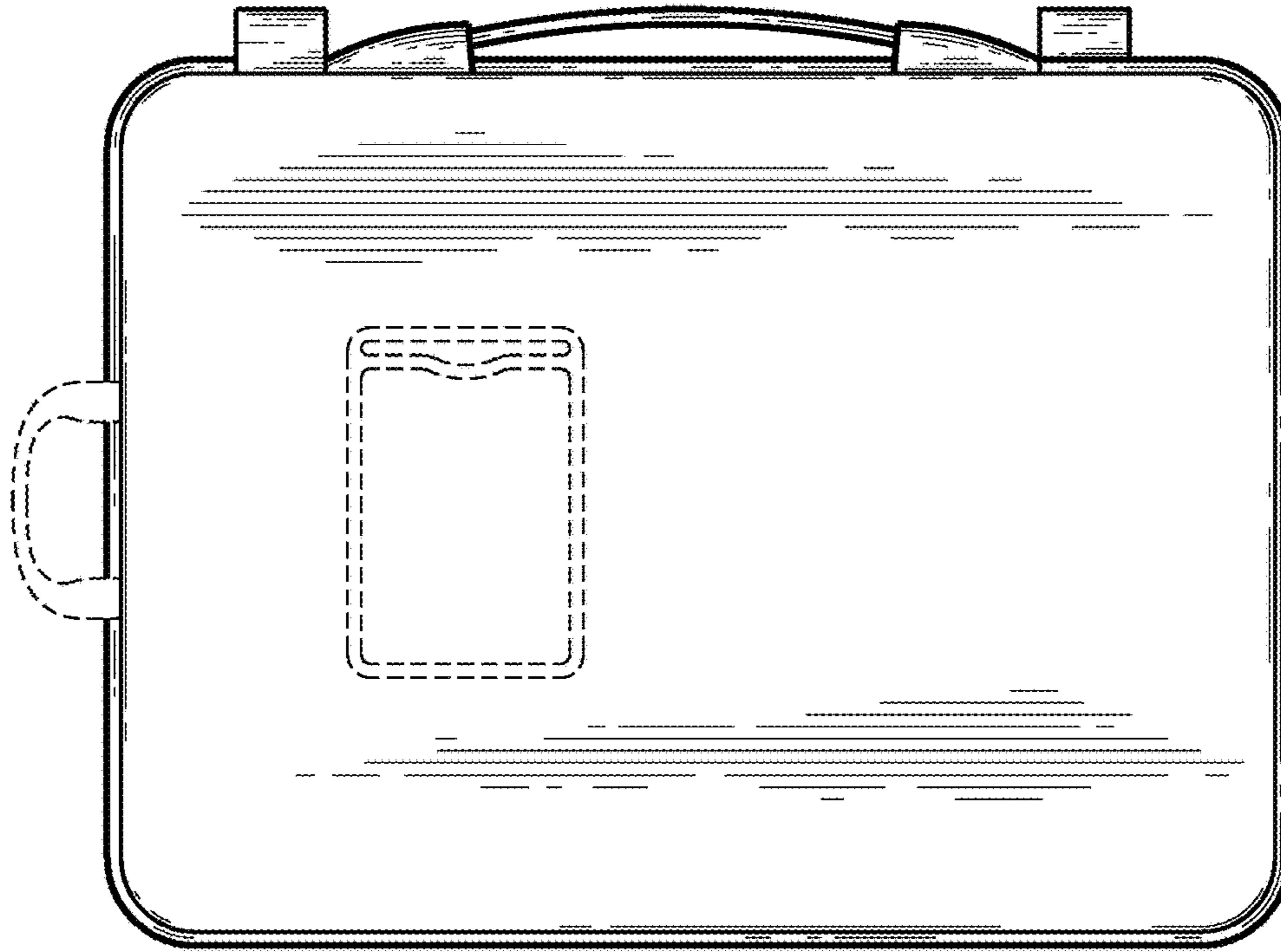


Fig. 3

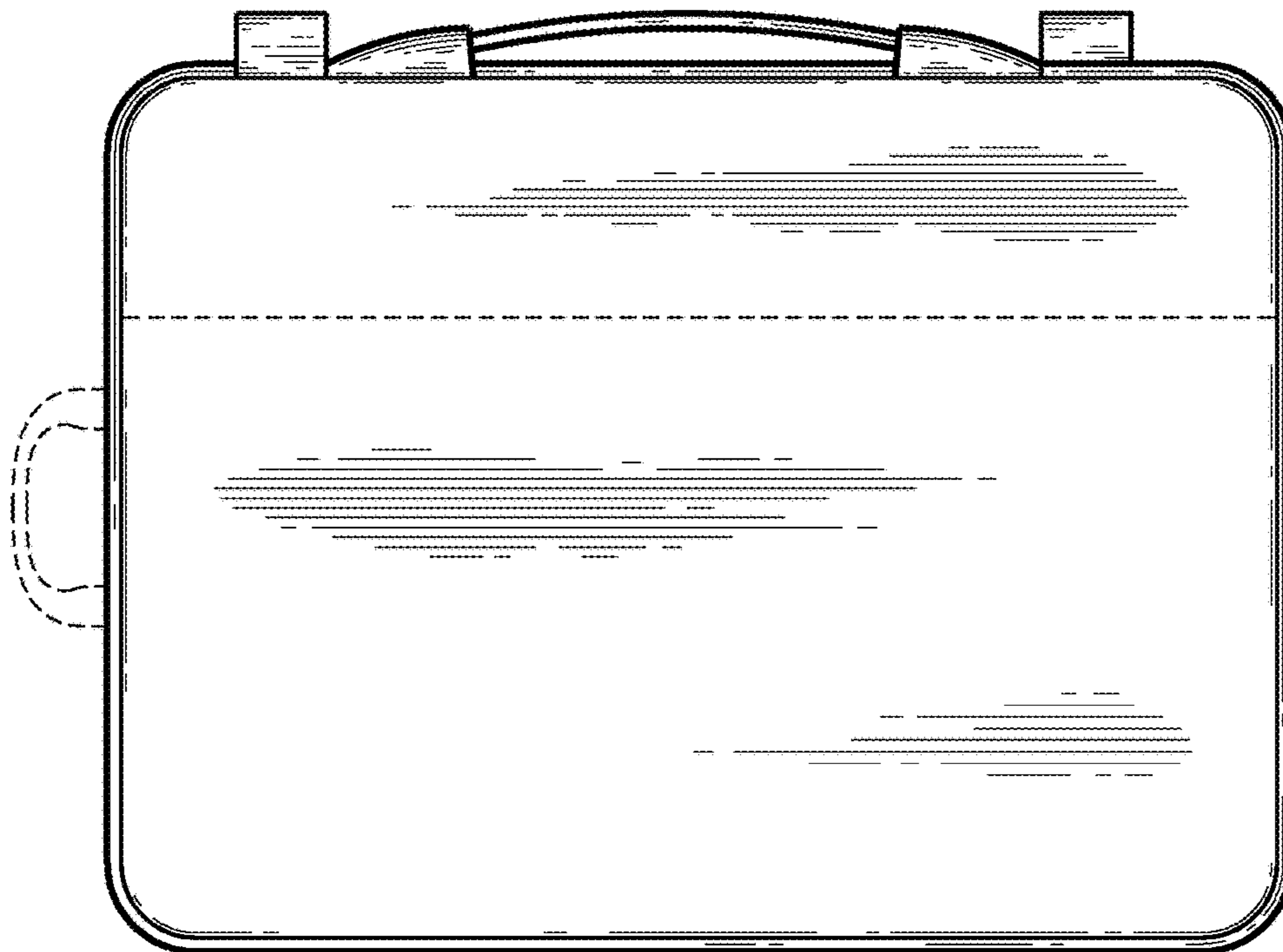


Fig. 2

Fig. 4

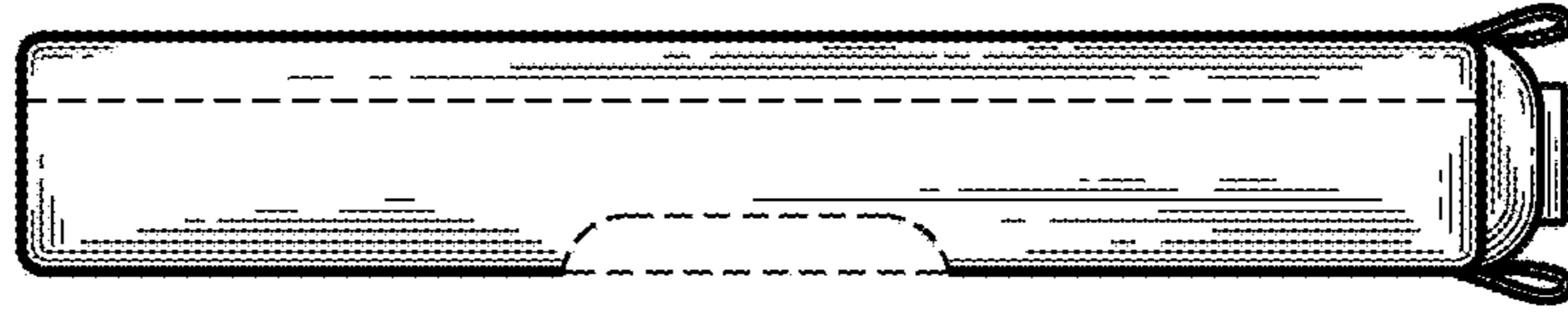


Fig. 5

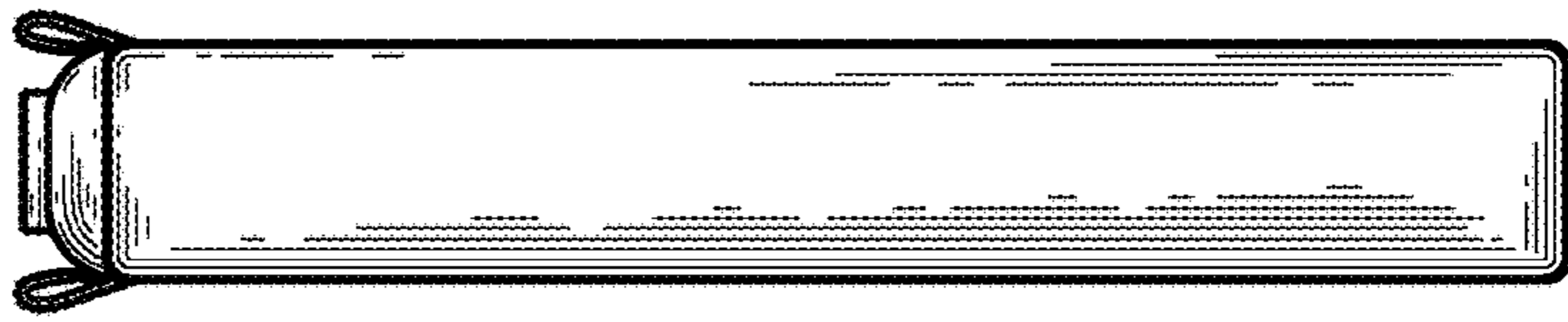


Fig. 6




Fig. 7

