



US00D852198S

(12) **United States Design Patent** (10) **Patent No.:** **US D852,198 S**
Moore et al. (45) **Date of Patent:** **** Jun. 25, 2019**

(54) **ELECTRONIC DEVICE COVER**

D707,229 S 6/2014 Almodova
D710,859 S * 8/2014 Mecchella D14/440
D721,081 S * 1/2015 Hirst D14/440
(Continued)

(71) Applicant: **Amazon Technologies, Inc.**, Seattle, WA (US)

(72) Inventors: **Jesse Wheeler Moore**, Oakland, CA (US); **Robert Brian Curtis**, San Francisco, CA (US); **Monica Liane Mecchella**, San Francisco, CA (US); **Timothy Eli Wall**, Sausalito, CA (US)

FOREIGN PATENT DOCUMENTS

JP D1566193 12/2016

(73) Assignee: **Amazon Technologies, Inc.**, Seattle, WA (US)

OTHER PUBLICATIONS

Canadian Office Action dated Mar. 19, 2018 for Canadian Patent Application No. 177011, a counterpart foreign application of U.S. Appl. No. 29/598,552, 1 page.

(**) Term: **15 Years**

(Continued)

(21) Appl. No.: **29/658,966**

Primary Examiner — Cynthia R Underwood
(74) *Attorney, Agent, or Firm* — Lee & Hayes, P.C.

(22) Filed: **Aug. 3, 2018**

(57) **CLAIM**

The ornamental design for an electronic device cover, as shown and described.

Related U.S. Application Data

DESCRIPTION

(62) Division of application No. 29/598,552, filed on Mar. 27, 2017, now Pat. No. Des. 828,360.

(51) **LOC (11) Cl.** **14-02**

(52) **U.S. Cl.**
USPC **D14/440**

(58) **Field of Classification Search**
USPC D14/440, 250, 447; 206/45.23, 320, 206/45.2; 361/679.55; 294/25; 224/218
CPC ... G06F 1/1628; G06F 1/1626; A47B 23/044; H04B 1/3888
See application file for complete search history.


FIG. 1 is a back perspective view of an electronic device cover;
FIG. 2 is a front perspective view thereof;
FIG. 3 is a front view thereof;
FIG. 4 is a back view thereof;
FIG. 5 is a right-side view thereof;
FIG. 6 is a left-side view thereof;
FIG. 7 is a bottom view thereof;
FIG. 8 is a top view thereof;
FIG. 9 is a first opened state view thereof. The first opened state view shows the outer surface of the electronic device cover in an unfolded state; and,
FIG. 10 is a second opened state view thereof. The second opened state view shows the inner surface of the electronic device cover in an unfolded state.
The dashed broken lines depict portions of the electronic device cover which form no part of the claimed design.

(56) **References Cited**

U.S. PATENT DOCUMENTS

D323,937 S 2/1992 Solomon
D467,429 S 12/2002 Bone et al.
D657,354 S 4/2012 Kim
D676,448 S 2/2013 Gorman et al.
D676,449 S 2/2013 Probst et al.
8,542,495 B1 9/2013 Gorman et al.

1 Claim, 8 Drawing Sheets



(56)

References Cited

U.S. PATENT DOCUMENTS

D728,579 S * 5/2015 Mecchella D14/440
 D729,253 S * 5/2015 Nyholm D14/440
 D736,777 S 8/2015 Rayner
 D742,888 S 11/2015 Mecchella et al.
 D742,889 S 11/2015 Mecchella et al.
 D742,890 S 11/2015 Mecchella et al.
 D748,097 S 1/2016 Feng
 D748,636 S 2/2016 Zadvinskis
 D753,123 S 4/2016 Probst et al.
 9,307,131 B1 4/2016 Breen
 D761,798 S 7/2016 Lee et al.
 D765,086 S 8/2016 Lee et al.
 D765,663 S 9/2016 Shih et al.
 D768,638 S 10/2016 Lee et al.
 D774,036 S 12/2016 Kuntz et al.
 D781,278 S 3/2017 Kim et al.
 D787,520 S 5/2017 Wall et al.
 D792,412 S 7/2017 Zhang
 D792,887 S 7/2017 Zhang
 D806,083 S * 12/2017 Armstrong D14/440
 D808,393 S * 1/2018 Moore D14/440
 D810,088 S 2/2018 Moore et al.
 D811,411 S 2/2018 Moore et al.
 D817,962 S * 5/2018 Shao D14/440

D823,854 S * 7/2018 Enqvist D14/345
 D828,360 S * 9/2018 Moore D14/440
 D832,268 S * 10/2018 Mecchella D14/440
 D832,851 S * 11/2018 Mecchella D14/440
 D832,857 S * 11/2018 Jinkinson D14/440
 D837,794 S * 1/2019 Chan D14/440
 D839,275 S * 1/2019 Moore D14/440
 2007/0097087 A1 5/2007 Homer et al.
 2008/0194139 A1 8/2008 Chan
 2012/0043235 A1 2/2012 Klement
 2013/0015088 A1* 1/2013 Wu A45C 11/00
 206/320
 2013/0264459 A1 10/2013 McCosh et al.
 2016/0011628 A1* 1/2016 Sato G06F 1/1656
 361/679.3

OTHER PUBLICATIONS

Indian Office Action dated Sep. 21, 2017 for Indian Design Application No. 297565, a counterpart foreign application of Design U.S. Appl. No. 29/598,552, 2 pages.
 Translated Japanese Office Action dated Feb. 9, 2018 for Japanese design application No. 2017-020119, a counterpart foreign application of design U.S. Appl. No. 29/598,552, 4 pages.

* cited by examiner

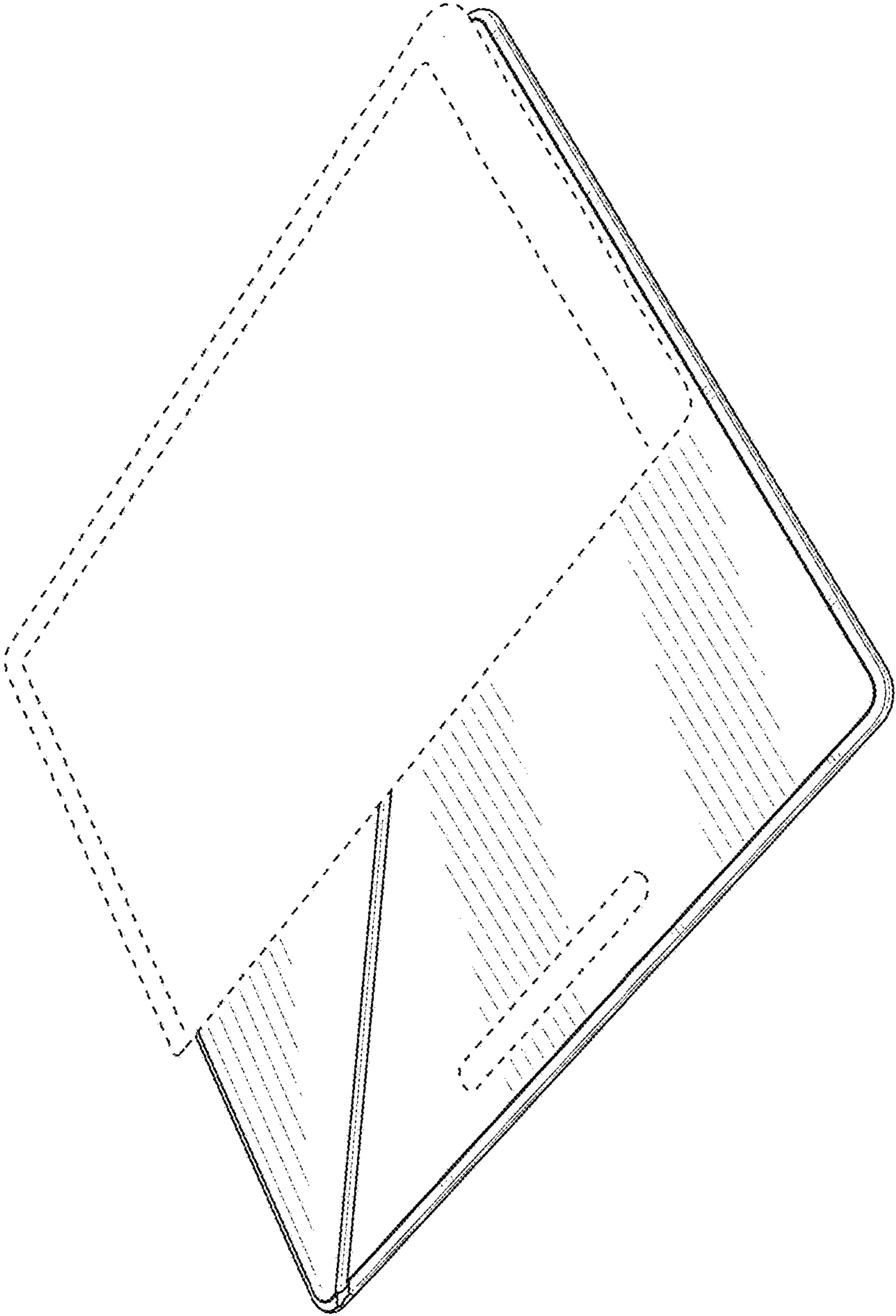


FIG. 1




FIG. 2

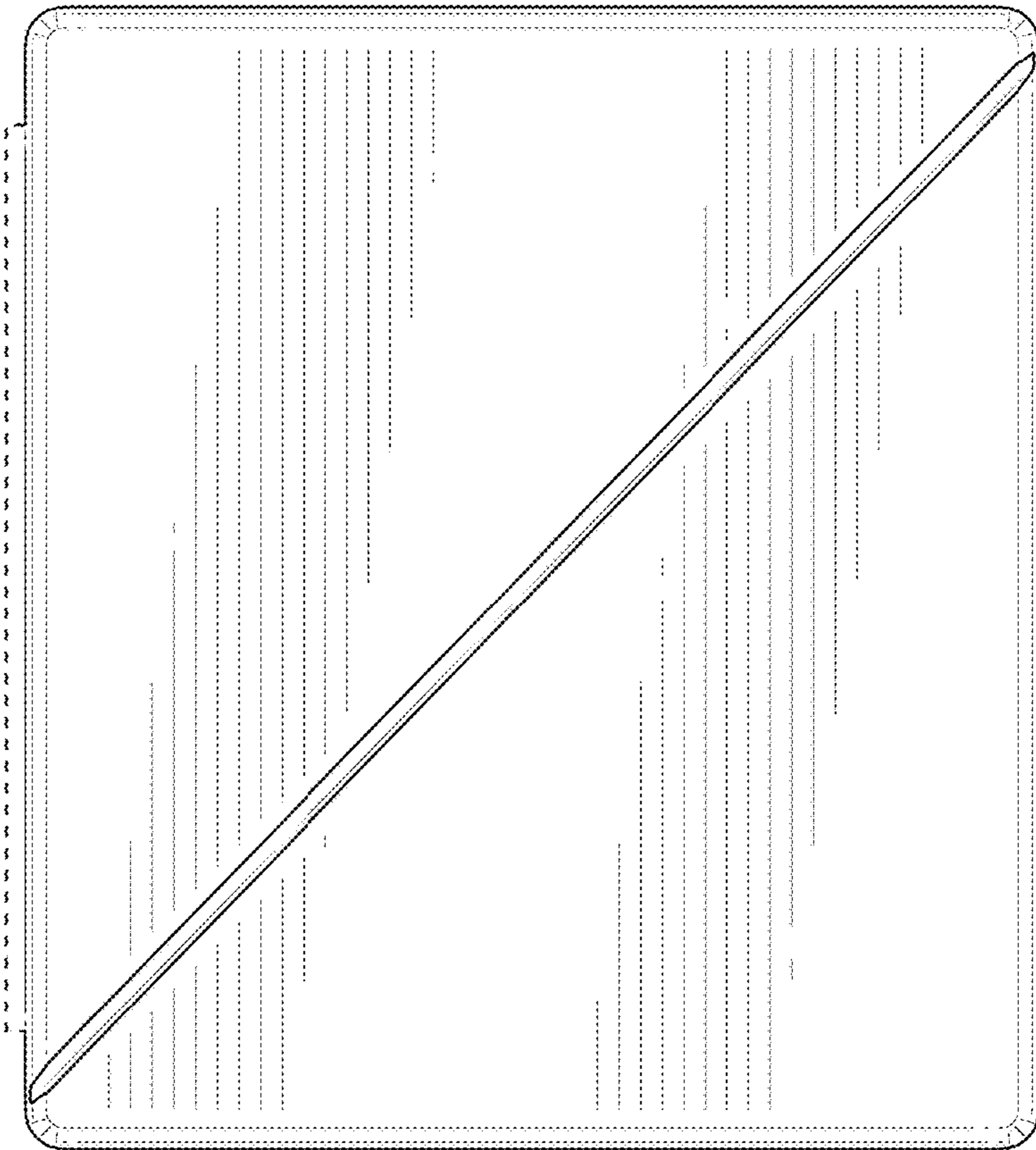


FIG. 3

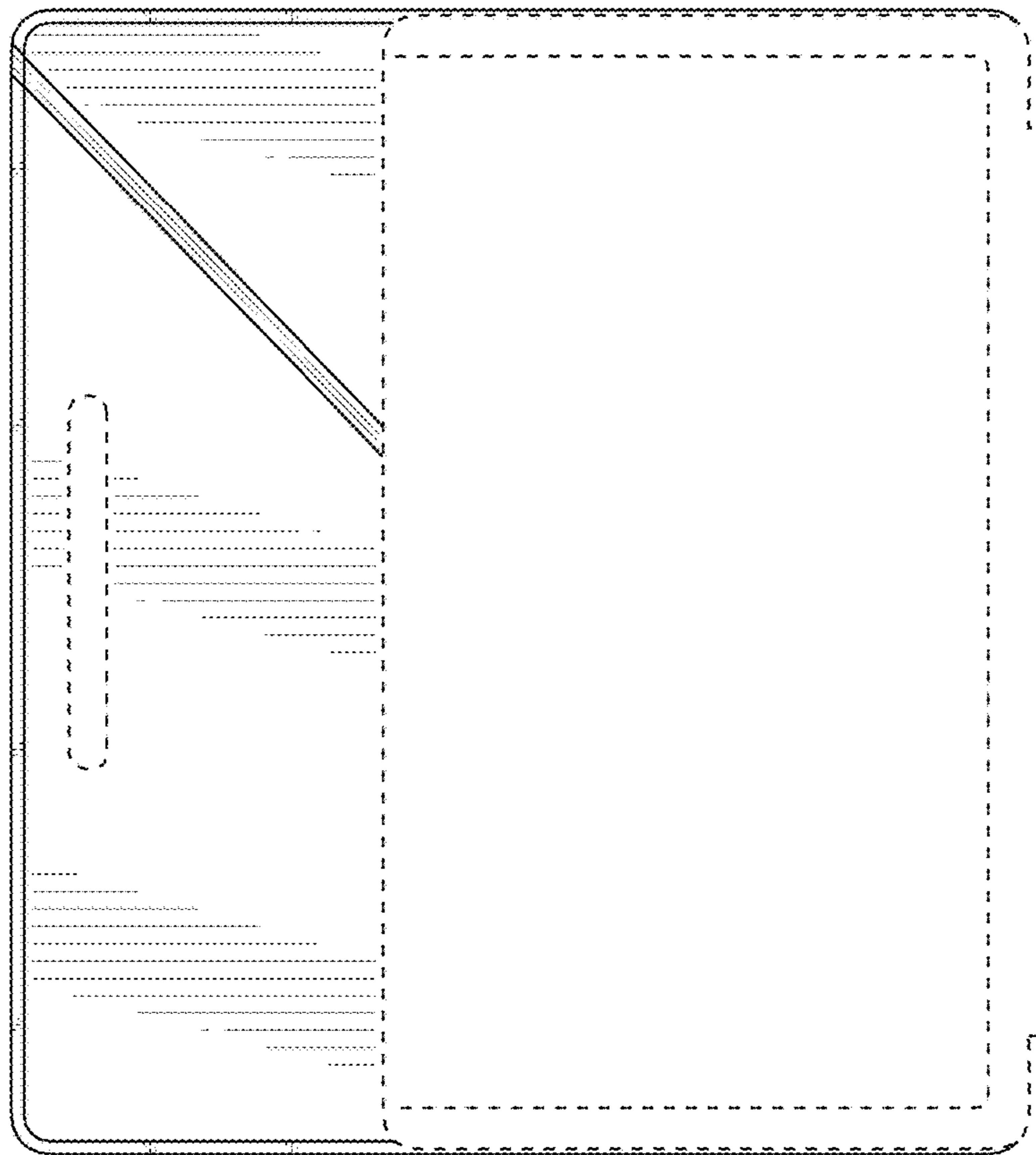


FIG. 4

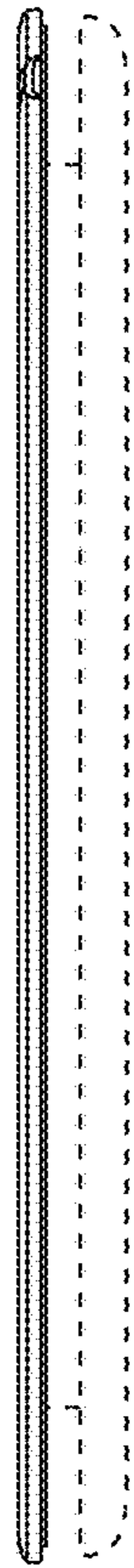


FIG. 5



FIG. 6



FIG. 7




FIG. 8




FIG. 9

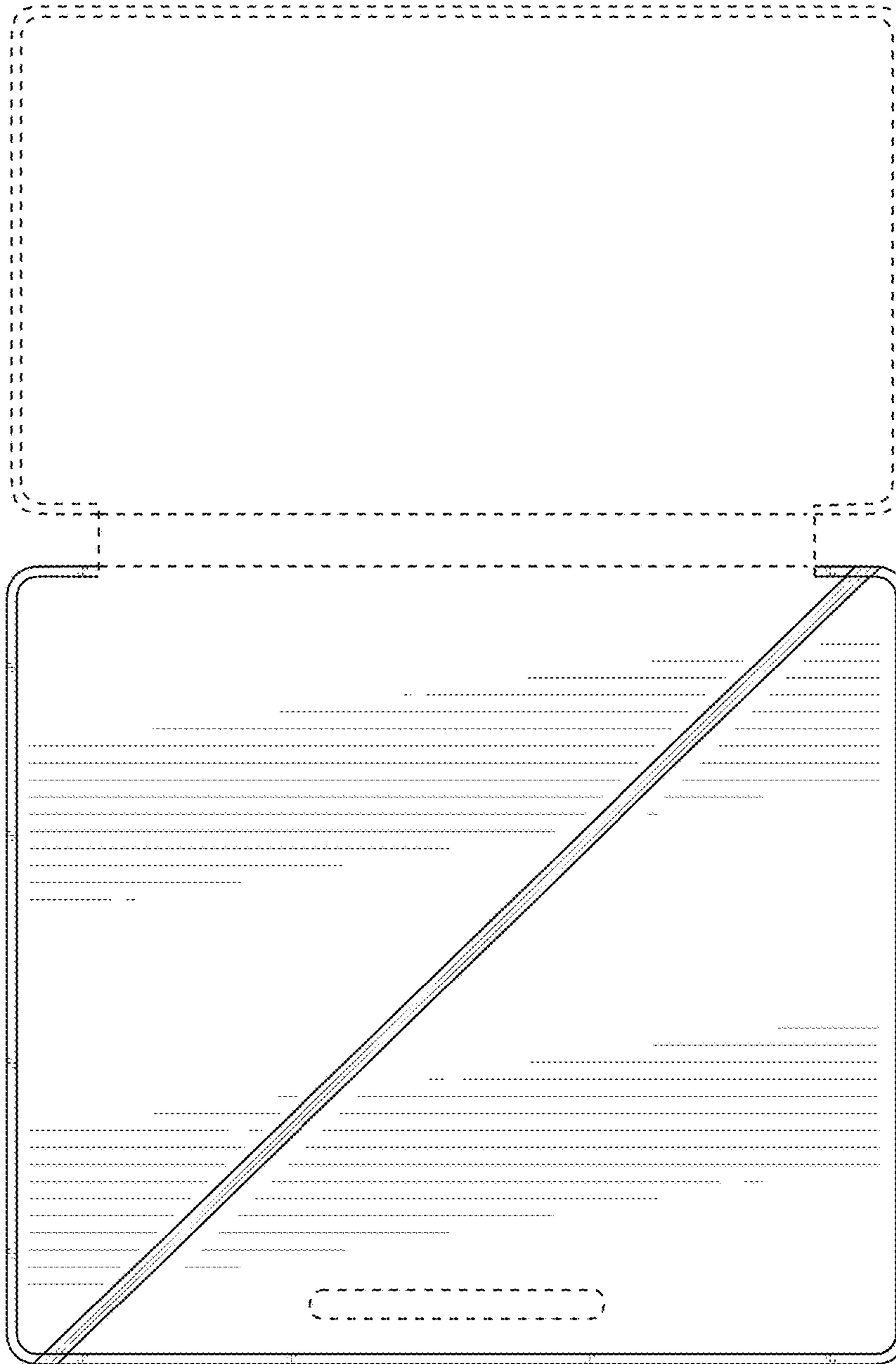


FIG. 10