



US00D852179S

(12) **United States Design Patent**
Batta

(10) **Patent No.:** **US D852,179 S**

(45) **Date of Patent:** **** Jun. 25, 2019**

(54) **SMARTPHONE CASE**

(71) Applicant: **Rohit Batta**, Chino, CA (US)

(72) Inventor: **Rohit Batta**, Chino, CA (US)

(**) Term: **15 Years**

(21) Appl. No.: **29/608,984**

(22) Filed: **Jun. 27, 2017**

(51) **LOC (11) Cl.** **14-03**

(52) **U.S. Cl.**

USPC **D14/250**

(58) **Field of Classification Search**

USPC D3/215, 218, 232, 233, 239, 242,
D3/245-251, 269, 273, 301, 303;
D13/103, 107, 108, 119; D14/137,
D14/138 R, 138 AA, 138 C, 138 G,
D14/203.3-203.7, 217, 238.1, 247, 248,
D14/250, 251-253, 440, 447

CPC H04B 1/3888; H04M 1/0283; H04M
1/0202; A45C 1/06; A45C 2011/002;
A45C 11/00; A45F 2005/028; A45F
2200/0525

See application file for complete search history.

(56) **References Cited**

U.S. PATENT DOCUMENTS

D460,445 S *	7/2002	Nguyen	D14/248
D636,387 S *	4/2011	Willes	D14/250
D641,974 S *	7/2011	Stampfli	D3/218
D652,825 S *	1/2012	Bau	D14/238.1
D654,484 S *	2/2012	Chang	D14/250
D654,487 S *	2/2012	Weller	D14/250
D670,279 S *	11/2012	Veltz	D14/250
D681,623 S *	5/2013	Chang	D14/250
D683,338 S *	5/2013	Wilson	D14/250

D702,672 S *	4/2014	Mather	D14/250
D715,052 S *	10/2014	Fair	D3/301
D724,095 S *	3/2015	Kim	D14/440
D737,259 S *	8/2015	Choi	D14/248
D761,780 S *	7/2016	Nguyen	D14/250
D762,198 S *	7/2016	Burgess	D14/250
D763,239 S *	8/2016	Chan	D14/250
D772,858 S *	11/2016	Hu	D14/250
D776,098 S *	1/2017	Poon	D14/250
D778,273 S *	2/2017	Kim	D14/250
D790,526 S *	6/2017	Babichenko	D14/250

* cited by examiner

Primary Examiner — Susan E Krakower

Assistant Examiner — L. A. Grabenstetter

(74) *Attorney, Agent, or Firm* — Fritz Law Group; Jack Ftitz; Michael O'Brien

(57) **CLAIM**

The ornamental design for a smartphone case, as shown and described.

DESCRIPTION

FIG. 1 is a rear perspective view of a smartphone case, showing my new design.

FIG. 2 is a front view of the smartphone case of FIG. 1.

FIG. 3 is a rear view of the smartphone case of FIG. 1.

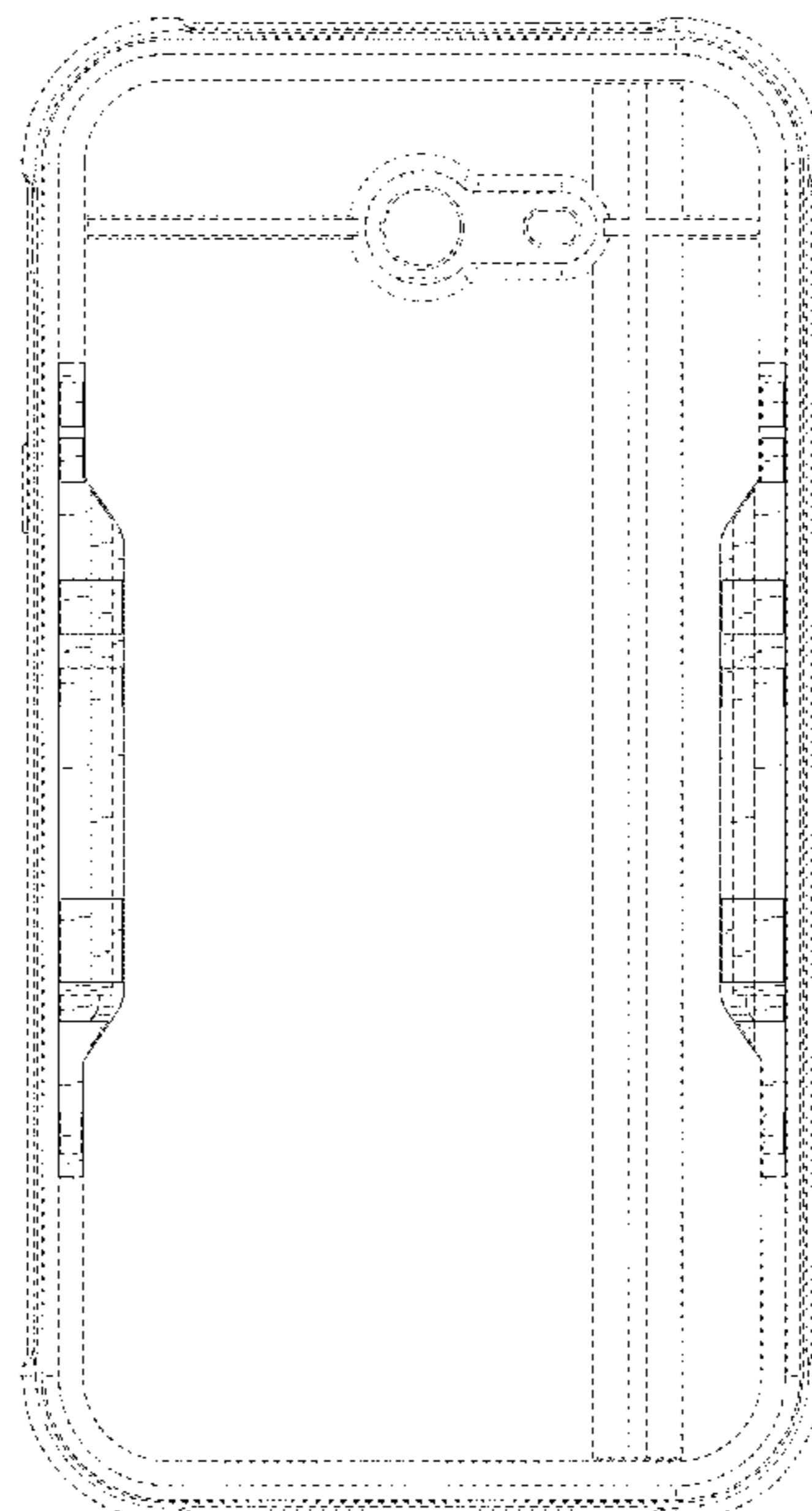
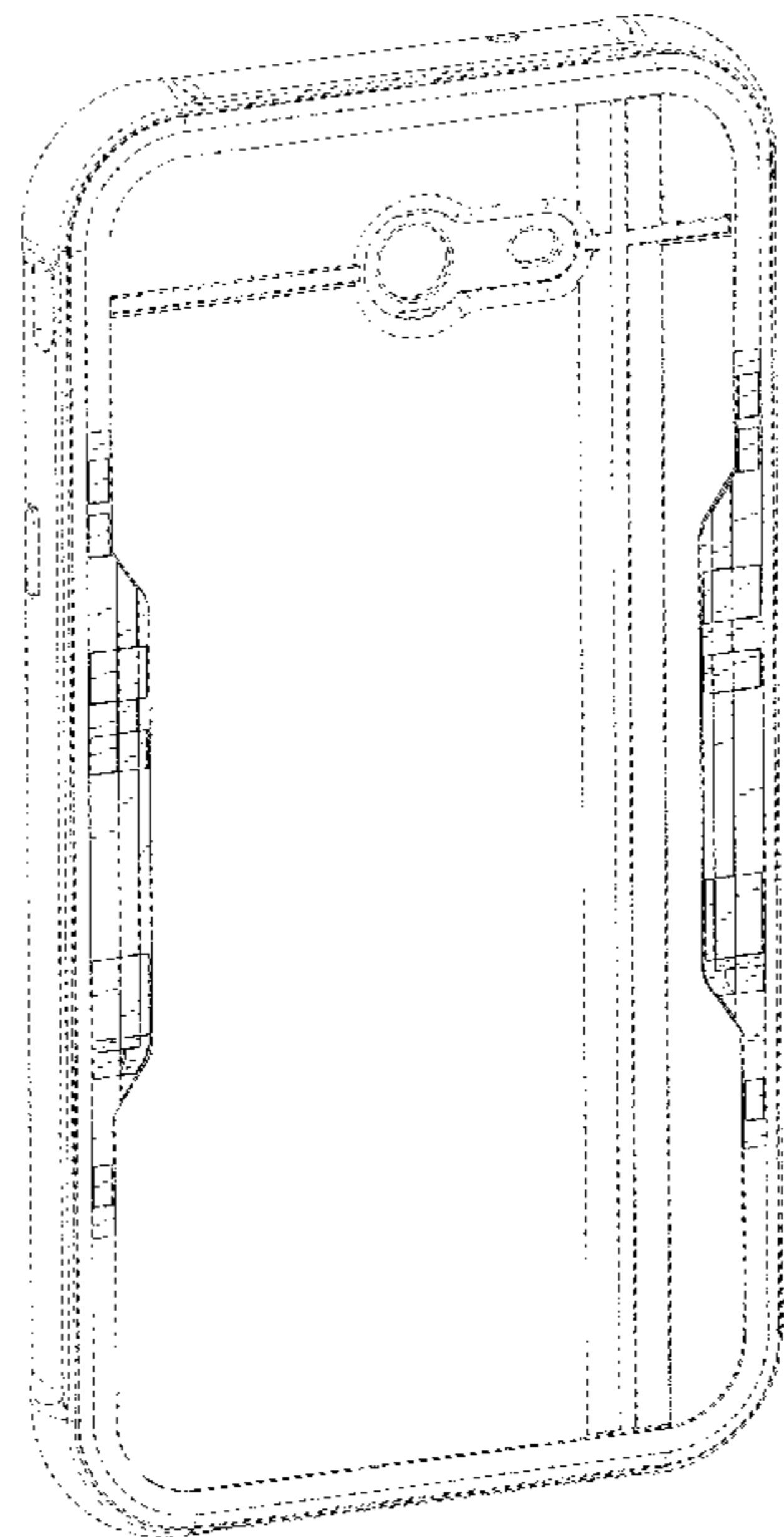
FIG. 4 is a left side view of the smartphone case of FIG. 1.

FIG. 5 is a right side view of the smartphone case of FIG. 1.

FIG. 6 is a top view of the smartphone case of FIG. 1; and, FIG. 7 is a bottom view of the smartphone case of FIG. 1.

The broken lines, and unshaded surfaces bounded by broken lines, depict portions of the smartphone case that form no part of the claimed design.

1 Claim, 7 Drawing Sheets



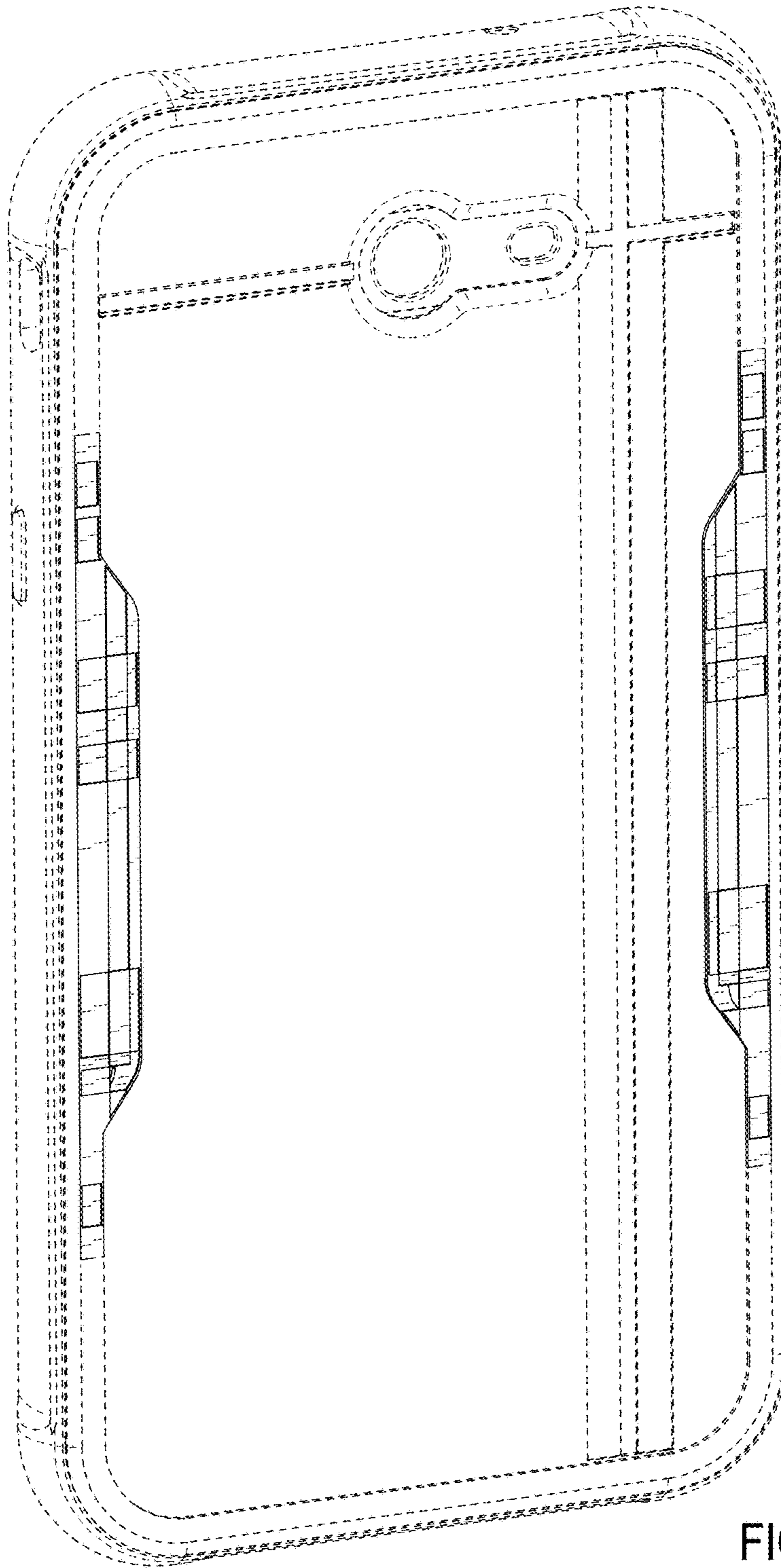


FIG. 1

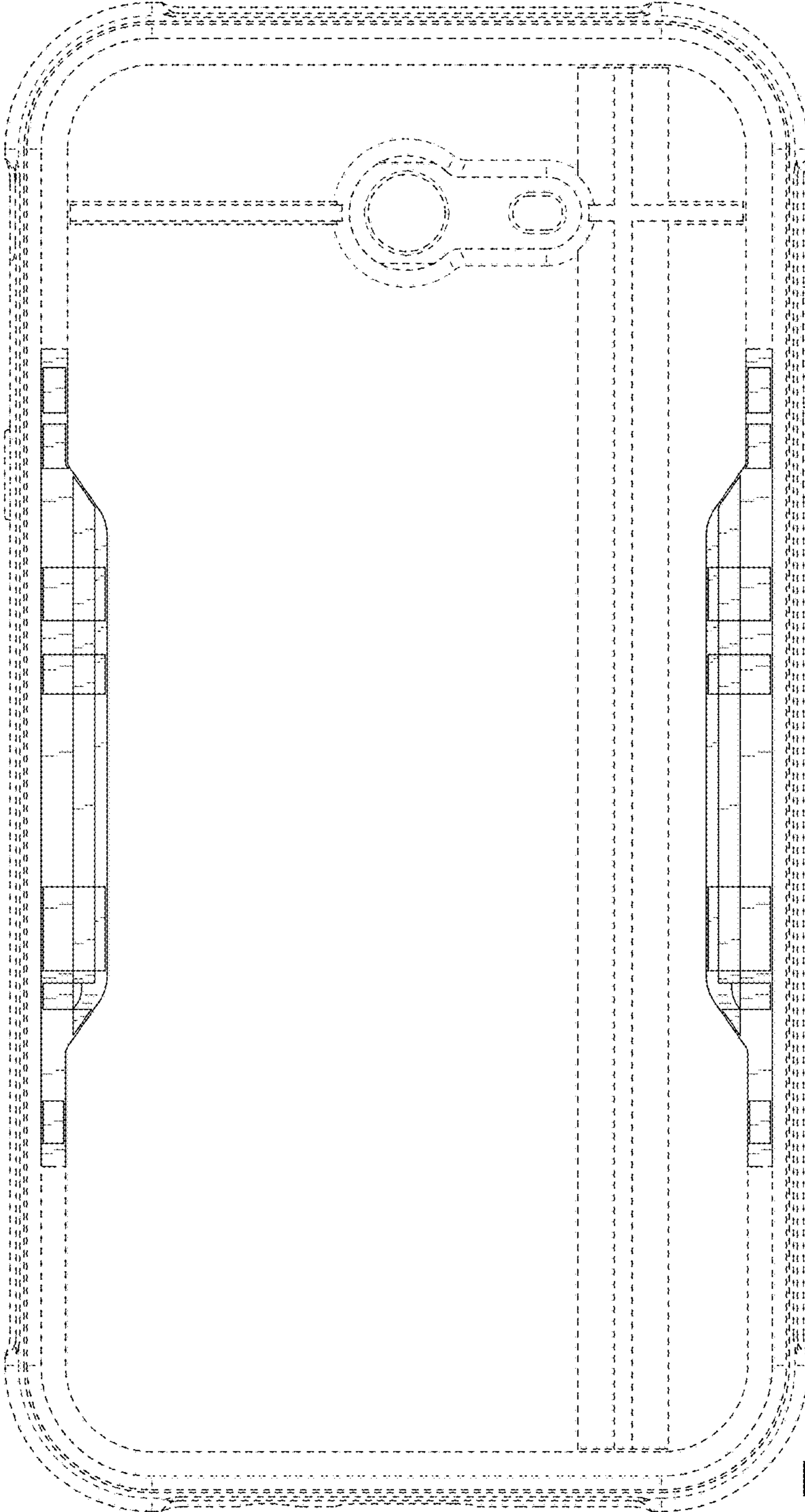


FIG. 2




FIG. 3



FIG. 4



FIG. 5



FIG. 6

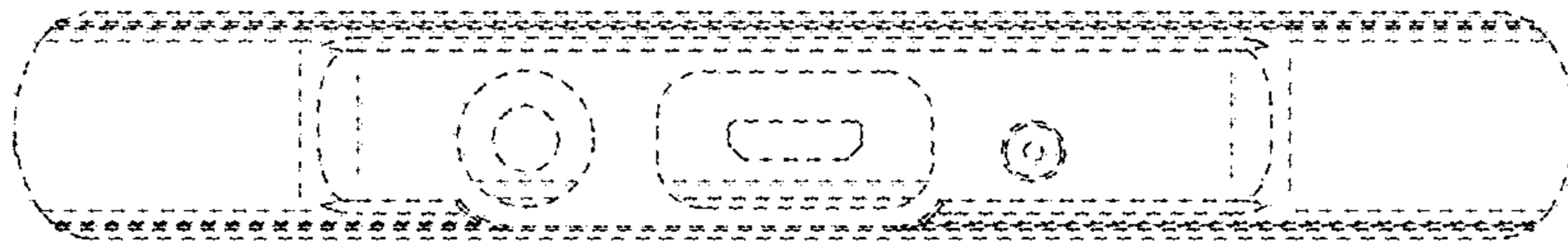


FIG. 7