

US00D852178S

(12) **United States Design Patent**
Batta

(10) **Patent No.:** **US D852,178 S**

(45) **Date of Patent:** **** Jun. 25, 2019**

(54) **SMARTPHONE CASE**

(71) Applicant: **Rohit Batta**, Chino, CA (US)

(72) Inventor: **Rohit Batta**, Chino, CA (US)

(**) Term: **15 Years**

(21) Appl. No.: **29/592,625**

(22) Filed: **Jan. 31, 2017**

(51) **LOC (11) Cl.** **14-03**

(52) **U.S. Cl.**
USPC **D14/250**

(58) **Field of Classification Search**
USPC D3/215, 218, 232, 233, 239, 242,
D3/245-251, 269, 273, 301, 303;
D13/103, 107, 108, 119; D14/137,
D14/138 R, 138 AA, 138 C, 138 G,
D14/203.3-203.7, 217, 238.1, 247, 248,
D14/250, 251-253, 440, 447
CPC H04B 1/3888; H04M 1/0283; H04M
1/0202; A45C 1/06; A45C 2011/002;
A45C 11/00; A45F 2005/028; A45F
2200/0525

See application file for complete search history.

(56) **References Cited**

U.S. PATENT DOCUMENTS

D589,953 S *	4/2009	Turner	D14/248
D671,933 S *	12/2012	Rodgers	D14/250
D694,226 S *	11/2013	Thompson	D14/250
D697,503 S *	1/2014	Melanson	D14/250
8,706,176 B1 *	4/2014	Jia	H04M 1/185 206/305
D705,765 S *	5/2014	Fathollahi	D14/250
D709,057 S *	7/2014	Wilson	D14/250
D714,278 S *	9/2014	Case	D14/250
D723,016 S *	2/2015	Lee	D14/250
D730,343 S *	5/2015	Hemesath	D14/250

D737,263 S *	8/2015	Armstrong	D14/250
D745,866 S *	12/2015	Adelman	D14/250
D761,263 S *	7/2016	Brinkman	D14/440
D761,780 S *	7/2016	Nguyen	D14/250
D763,239 S *	8/2016	Chan	D14/250
D763,243 S *	8/2016	Adelman	D14/250
D764,449 S *	8/2016	Chan	D14/250
D772,856 S *	11/2016	Taylor	D14/250
D773,447 S *	12/2016	Taylor	D14/250

* cited by examiner

Primary Examiner — Susan E Krakower

Assistant Examiner — L. A. Grabenstetter

(74) *Attorney, Agent, or Firm* — Fritz Law Group;
Michael O'Brien; Jack Fritz

(57) **CLAIM**

The ornamental design for a smartphone case, as shown and described.

DESCRIPTION

FIG. 1 is a rear perspective view of a smartphone case, showing my new design.

FIG. 2 is a front view of the smartphone case of FIG. 1.

FIG. 3 is a rear view of the smartphone case of FIG. 1.

FIG. 4 is a left side view of the smartphone case of FIG. 1.

FIG. 5 is a right side view of the smartphone case of FIG. 1.

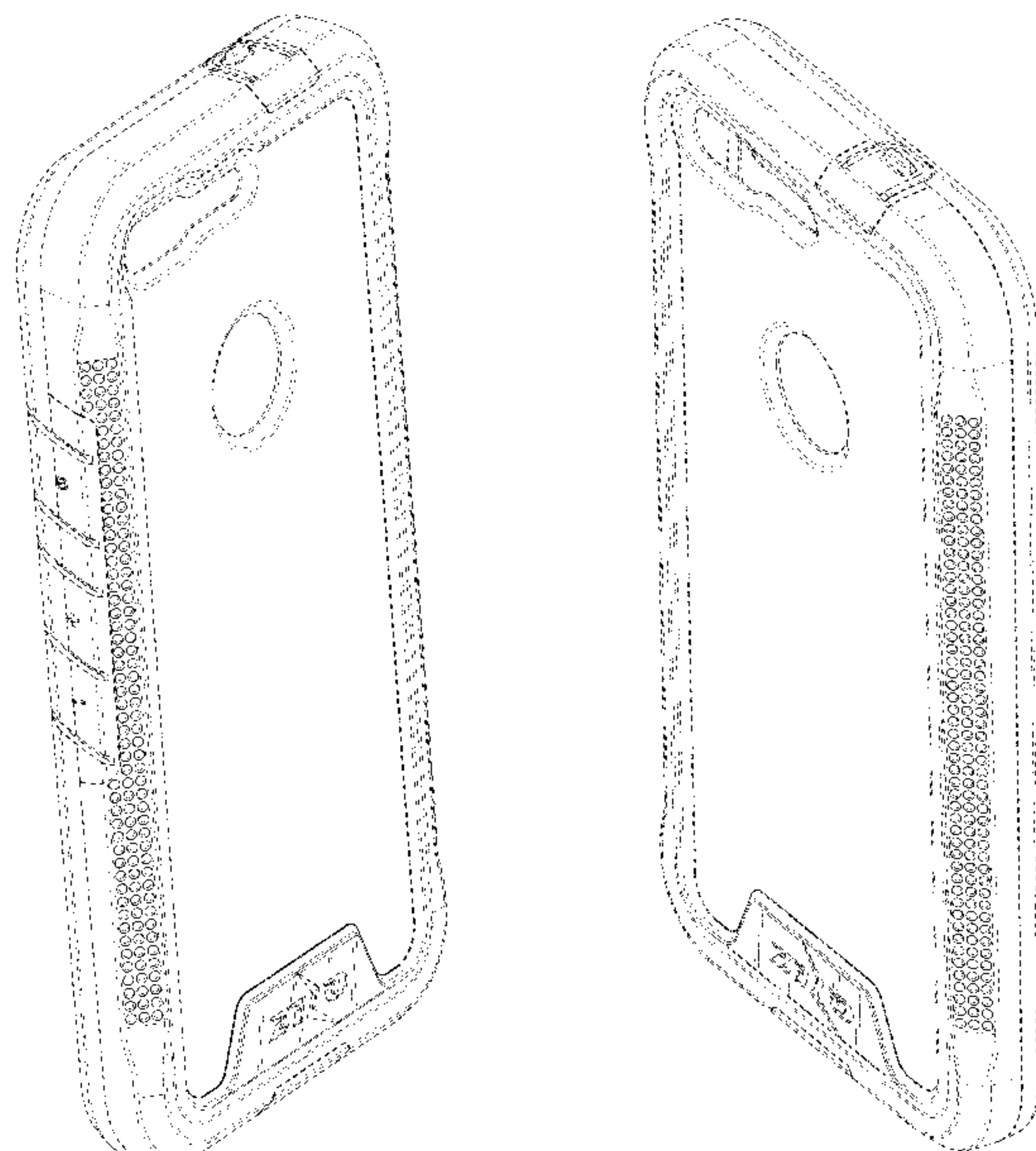
FIG. 6 is a top view of the smartphone case of FIG. 1.

FIG. 7 is a bottom view of the smartphone case of FIG. 1; and,

FIG. 8 is a rear perspective view of the smartphone case of FIG. 1.

The broken lines, and unshaded surfaces bounded by broken lines, depict portions of the smartphone case that form no part of the claimed design.

1 Claim, 6 Drawing Sheets



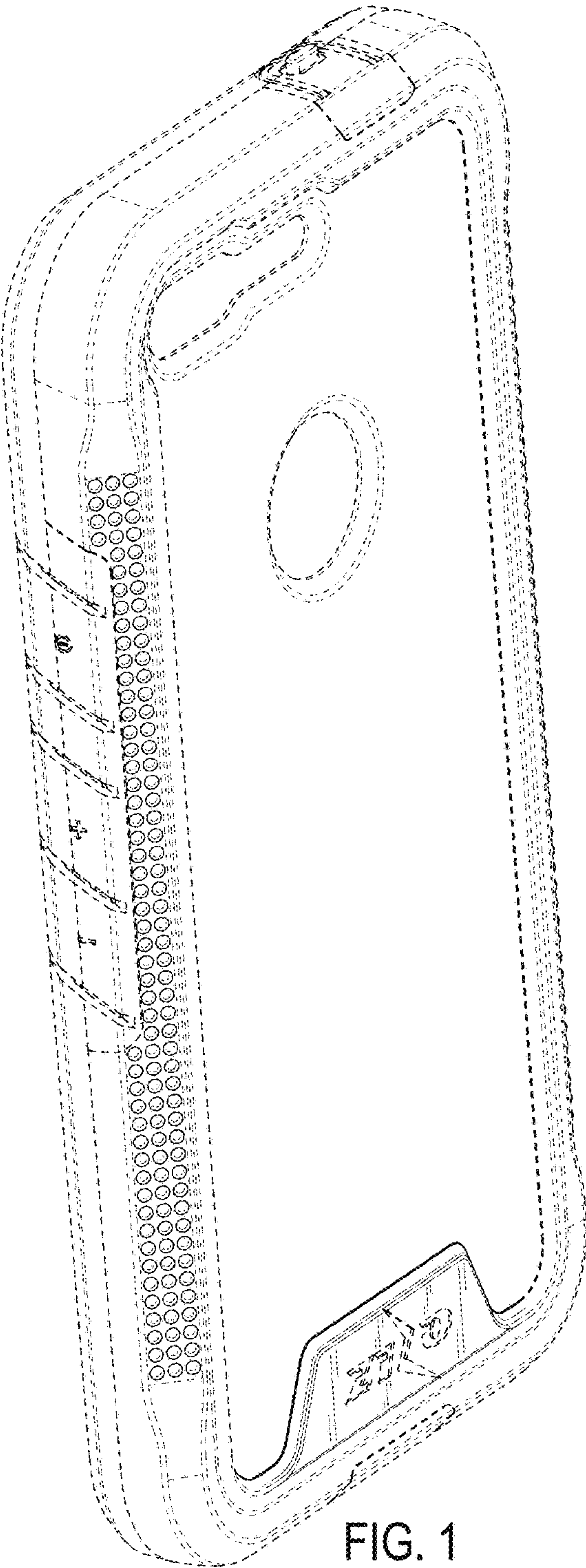


FIG. 1




FIG. 2




FIG. 3




FIG. 4

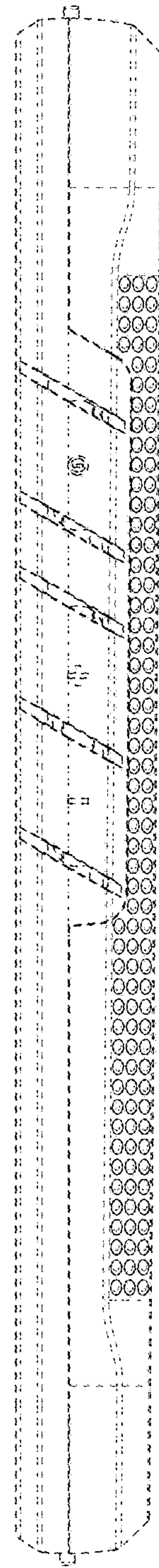


FIG. 5

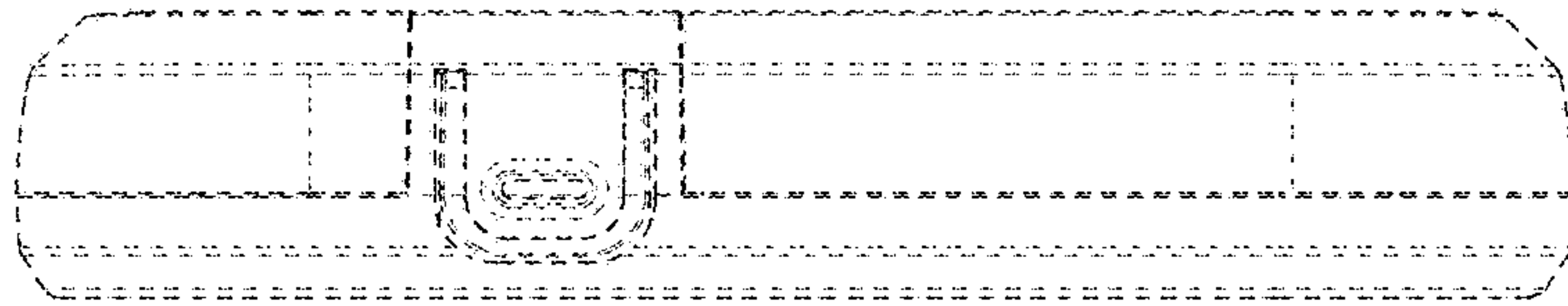


FIG. 6

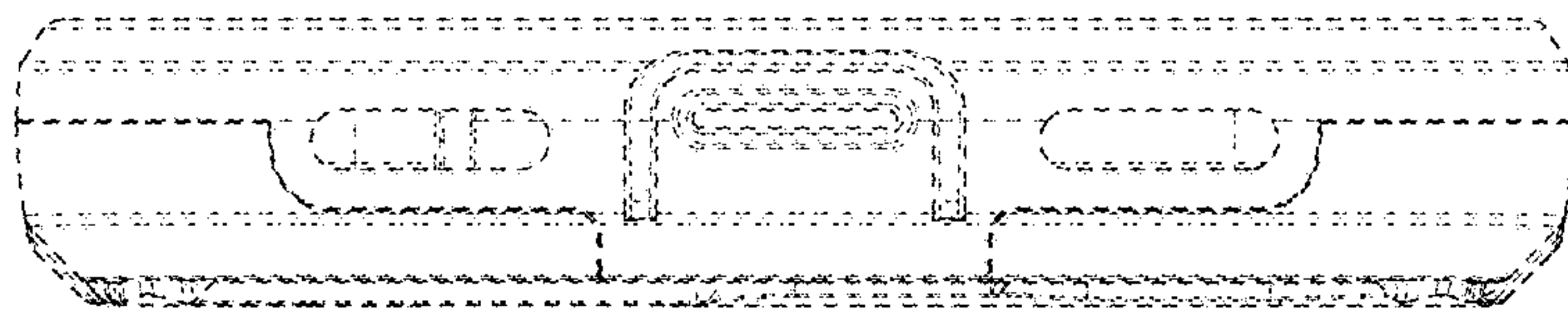


FIG. 7

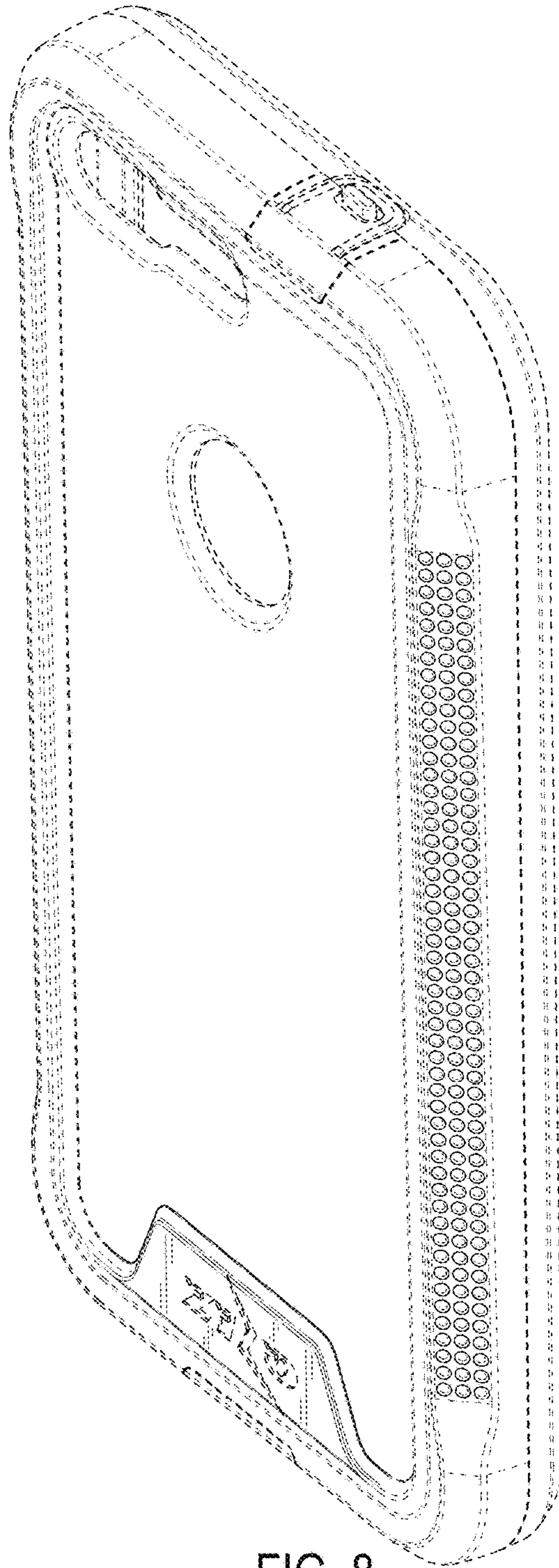


FIG. 8