



US00D852160S

(12) **United States Design Patent**
Chen

(10) **Patent No.:** **US D852,160 S**
(45) **Date of Patent:** **** Jun. 25, 2019**

(54) **WIRELESS RECEIVER**

(71) Applicant: **TIMOTION TECHNOLOGY CO., LTD.**, New Taipei (TW)

(72) Inventor: **Yi-Chun Chen**, New Taipei (TW)

(73) Assignee: **TIMOTION TECHNOLOGY CO., LTD.**, New Taipei (TW)

(**) Term: **15 Years**

(21) Appl. No.: **29/633,465**

(22) Filed: **Jan. 14, 2018**

(51) **LOC (11) Cl.** **14-03**

(52) **U.S. Cl.**
USPC **D14/168**; D14/358

(58) **Field of Classification Search**
USPC D14/240, 242, 358, 125, 140, 142, 155, D14/167, 168, 172, 188, 195, 203.1, D14/203.6, 204, 205, 216, 299, 496, 348, D14/356, 357, 191, 192, 203.3, 140.1, D14/140.2, 411, 431, 433, 435, 435.1, D14/217, 480.1, 480.3, 353, 230; D13/103, 107, 108, 123, 152, 158, 162, D13/162.1, 163, 168, 184, 199, 165; D10/104.1, 106.1, 106.6, 116.1, 61, 64, D10/75, 106.9, 46, 85, 86
CPC ... H04W 88/08; H04W 88/085; H04W 88/00; H04W 88/005; H04W 88/02; H04W 88/12; H04W 88/14; H04W 88/16; H04W 88/18; H04W 4/00; H01Q 1/02; H01Q 1/2291; H01Q 1/246; H04B 1/38
See application file for complete search history.

(56) **References Cited**

U.S. PATENT DOCUMENTS

D271,970 S * 12/1983 Velsher D13/184
D316,682 S * 5/1991 Eng D10/75
D325,049 S * 3/1992 Cordell D13/162
D347,630 S * 6/1994 DiPrizio D14/435

D373,996 S * 9/1996 Ko D13/158
D382,857 S * 8/1997 Chen D13/147
D449,615 S * 10/2001 Lloyd D14/435.1
D457,194 S * 5/2002 Goto D13/147
D505,957 S * 6/2005 Liu D14/480.5

(Continued)

OTHER PUBLICATIONS

datasheet_twd1-a_en. timotion.com. [online pdf] 3 pgs. Version date Apr. 10, 2018. [[Retrieved on Feb. 7, 2019] https://www.timotion.com/_upload/files/datasheet_twd1-a_en.pdf.*

(Continued)

Primary Examiner — Marie D. Fast Horse

(74) *Attorney, Agent, or Firm* — Chun-Ming Shih; HDLS IPR Services

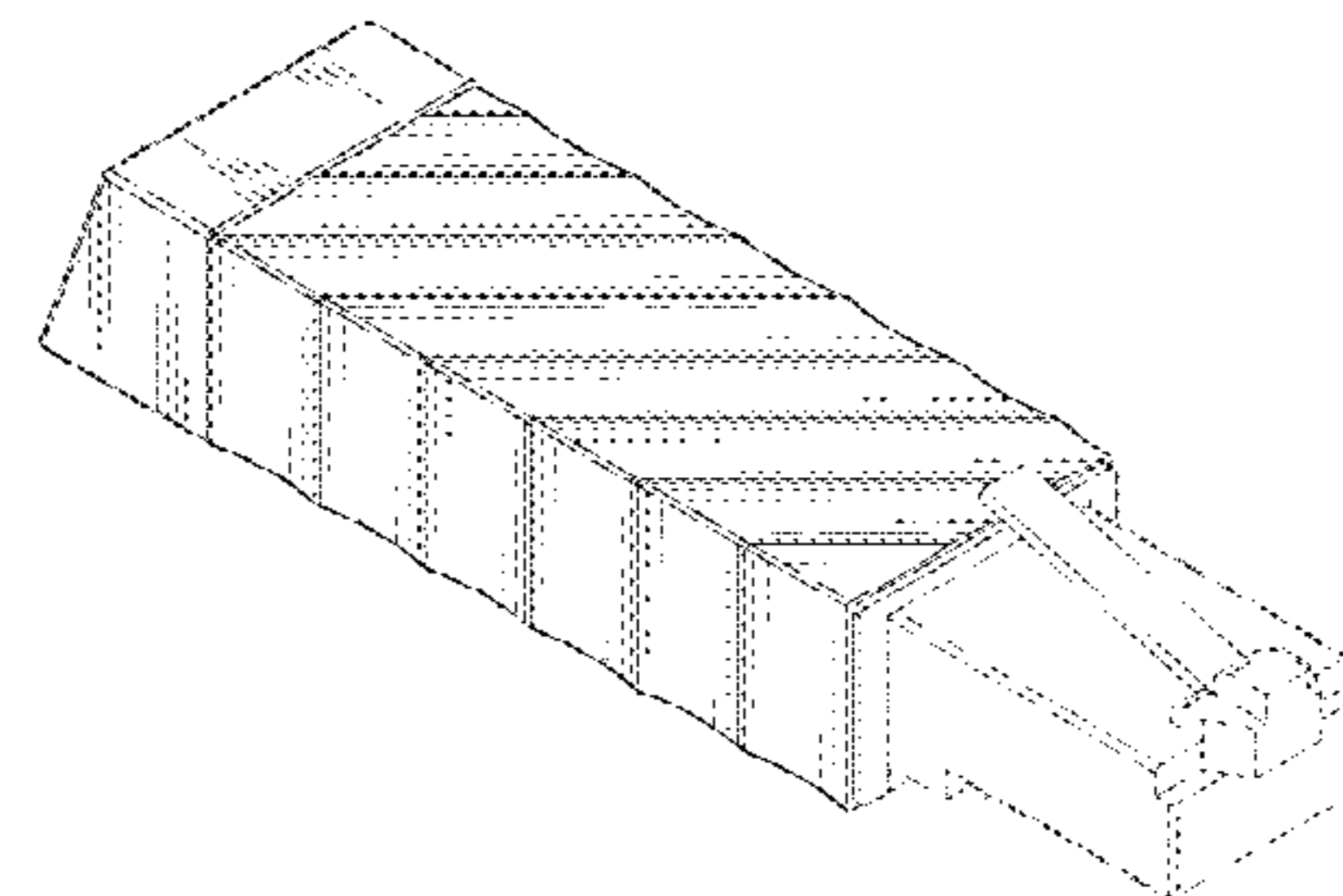
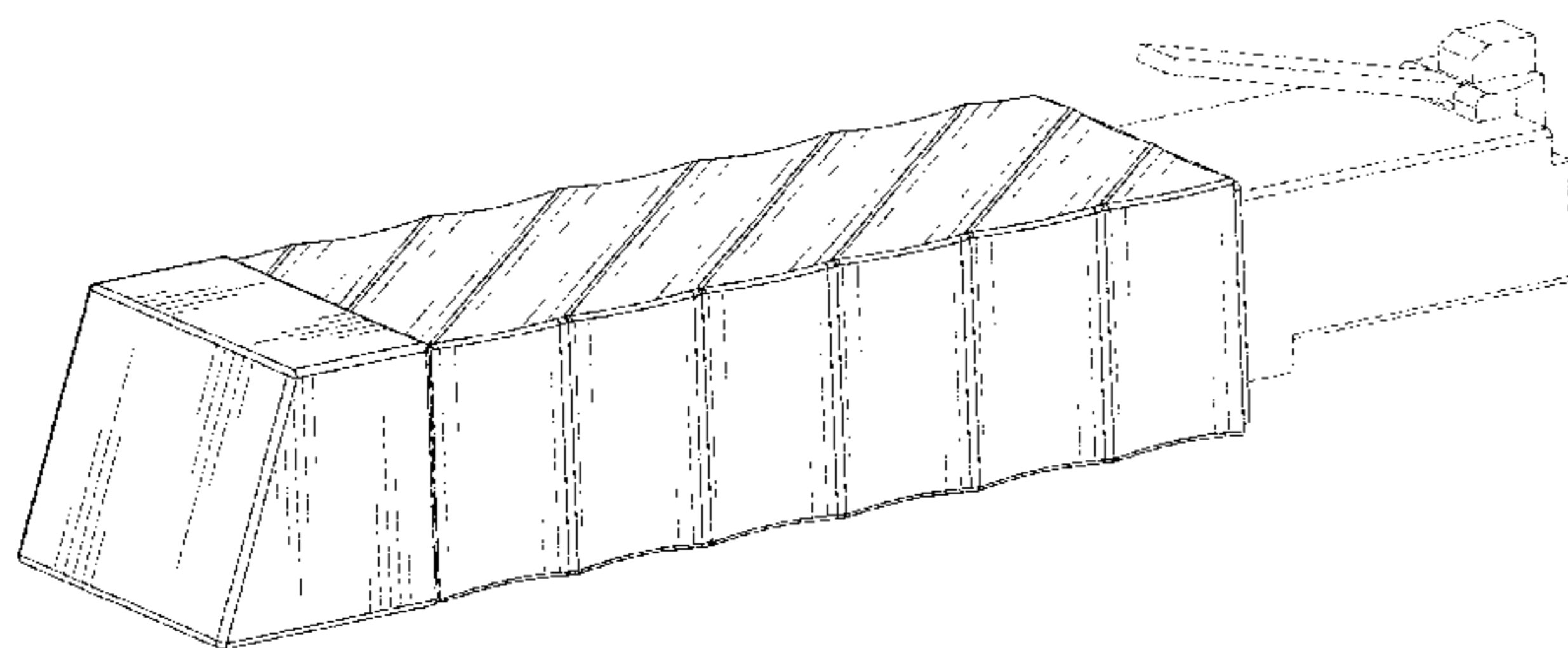
(57) **CLAIM**

The ornamental design for a wireless receiver, as shown and described.

DESCRIPTION

FIG. 1 is a perspective view of a wireless receiver showing my new design;
FIG. 2 is a front view thereof;
FIG. 3 is a rear view thereof;
FIG. 4 is a left side view thereof;
FIG. 5 is a right side view thereof;
FIG. 6 is a top view thereof;
FIG. 7 is a bottom view thereof; and
FIG. 8 is second perspective view showing the wireless receiver; and,
FIG. 9 is a perspective view showing the wireless receiver in use.
The broken lines in the drawings depict an unclaimed portion of the wireless receiver and form no part of the claimed design.
The unshaded surfaces shown between the solid lines and the broken lines form no part of the claimed design.

1 Claim, 9 Drawing Sheets



(56)

References Cited

U.S. PATENT DOCUMENTS

D510,928 S * 10/2005 Bair D14/484.1
 D531,623 S * 11/2006 Griffin D14/230
 D532,776 S * 11/2006 Griffin D14/435.1
 D556,743 S * 12/2007 Griffin D14/230
 D572,248 S * 7/2008 Jen D14/480.5
 D572,249 S * 7/2008 Yang D14/435.1
 D572,251 S * 7/2008 Lee D14/435.1
 D576,619 S * 9/2008 Udagawa D14/435.1
 D577,019 S * 9/2008 Udagawa D14/435.1
 D579,934 S * 11/2008 Okamoto D14/435.1
 D579,935 S * 11/2008 Okamoto D14/480.5
 D599,795 S * 9/2009 Lindley D14/240
 D602,939 S * 10/2009 Andre D14/480.1
 D611,944 S * 3/2010 Kujawski D14/435.1
 D621,831 S * 8/2010 Whitcomb D10/103
 D624,920 S * 10/2010 Sheppard D14/435.1
 D625,730 S * 10/2010 Cacioppo D14/435.1
 D627,356 S * 11/2010 Kao D14/435.1
 7,841,873 B2 * 11/2010 Zhu G06K 19/07
 439/131
 D648,726 S * 11/2011 Behar D14/435.1
 D658,635 S * 5/2012 Hou D14/218
 D658,648 S * 5/2012 Chen D14/358
 D669,899 S * 10/2012 Cheng D14/435.1
 D678,217 S * 3/2013 Helm D13/162
 D683,721 S * 6/2013 Ho D14/240
 D687,042 S * 7/2013 Yoneta D14/480.5
 D688,247 S * 8/2013 Girotti D14/240
 D707,690 S * 6/2014 Billington D14/480.7
 D716,803 S * 11/2014 Neumann D14/358
 D716,804 S * 11/2014 Neumann D14/356
 D723,566 S * 3/2015 Ferguson D14/435.1
 D724,096 S * 3/2015 Huang D14/480.3
 D727,015 S * 4/2015 Arrindell D14/435.1
 D737,701 S * 9/2015 Payne D10/78
 D743,401 S * 11/2015 Shimano D14/435.1
 D745,523 S * 12/2015 Magi D14/433

D749,589 S * 2/2016 Ferguson D14/435.1
 D755,183 S * 5/2016 Patel D14/433
 D759,027 S * 6/2016 Magi D14/480.1
 D759,030 S * 6/2016 Kim D14/480.1
 D778,280 S * 2/2017 Vanderpol D14/363
 D780,183 S * 2/2017 Ferguson D14/435.1
 D782,482 S * 3/2017 Patel D14/433
 D782,483 S * 3/2017 Patel D14/433
 D784,358 S * 4/2017 Chung D14/480.5
 D789,300 S * 6/2017 Perez D13/147
 D790,539 S * 6/2017 Lee D14/358
 D798,877 S * 10/2017 Huang D14/480.1
 D798,881 S * 10/2017 Tsai D14/480.3
 D800,731 S * 10/2017 He D14/433
 D804,433 S * 12/2017 Zhuo D13/168
 D827,649 S * 9/2018 Shim D14/435.1
 D829,727 S * 10/2018 Chen D14/480.1
 D833,981 S * 11/2018 Seal D13/162
 D839,877 S * 2/2019 Osuki D14/480.1
 2009/0124104 A1 * 5/2009 Zhu G06K 19/07
 439/131
 2009/0147462 A1 * 6/2009 Zhu A45C 11/18
 361/679.31
 2009/0185355 A1 * 7/2009 Zhu H05K 5/0278
 361/755
 2011/0180380 A1 * 7/2011 Lee H01H 13/14
 200/534
 2016/0104979 A1 * 4/2016 Korn H01R 13/622
 439/620.21
 2017/0346229 A1 * 11/2017 Cheng H01R 13/635

OTHER PUBLICATIONS

The wireless receiver. CN304752843. Chen Yijun. (Design—© Questel) orbit.com.[online PDF] 5 pgs. Print Date Jul. 31, 2018. [Retrieved on Feb. 7, 2019] <https://sobjprd.questel.fr/export/QPTUJ214/pdf2/affa2b71-621f-4cd9-83d2-3cba2de09fe5-002927.pdf>.*

* cited by examiner

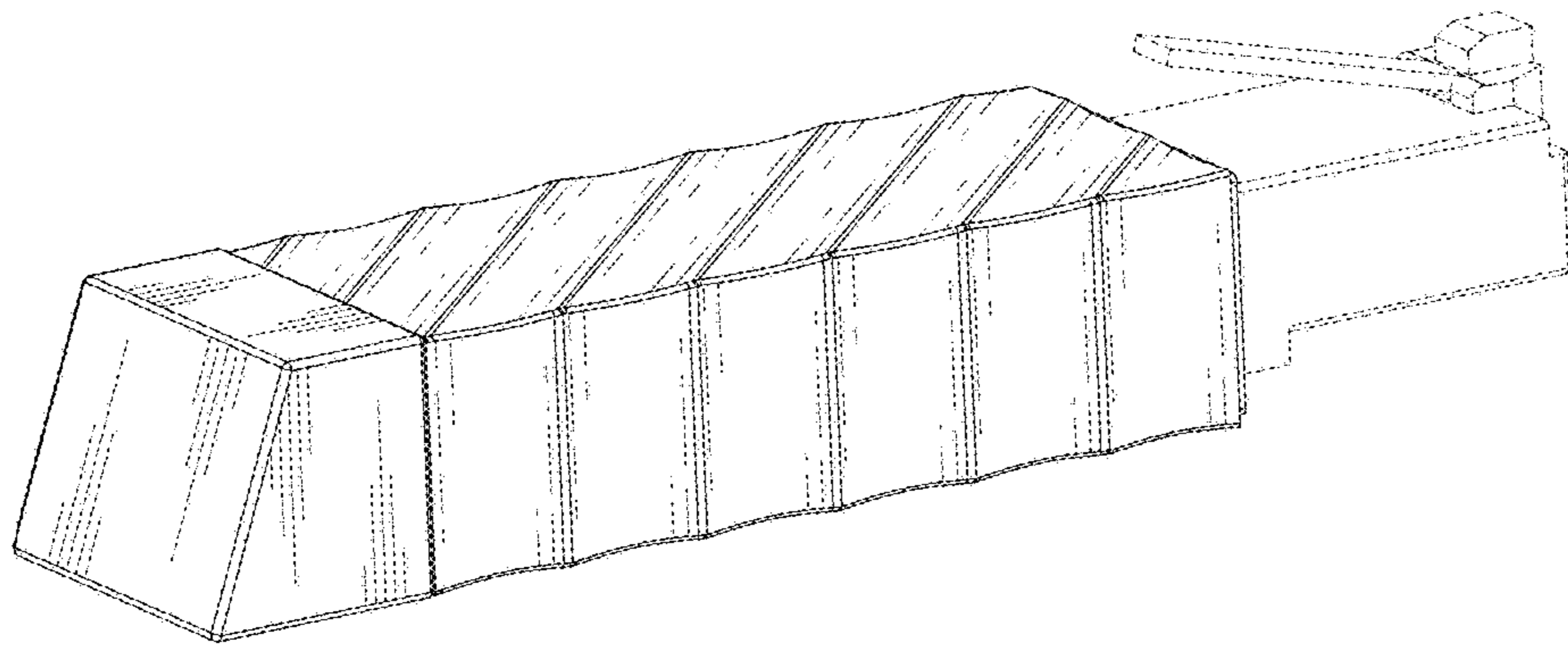


FIG.1

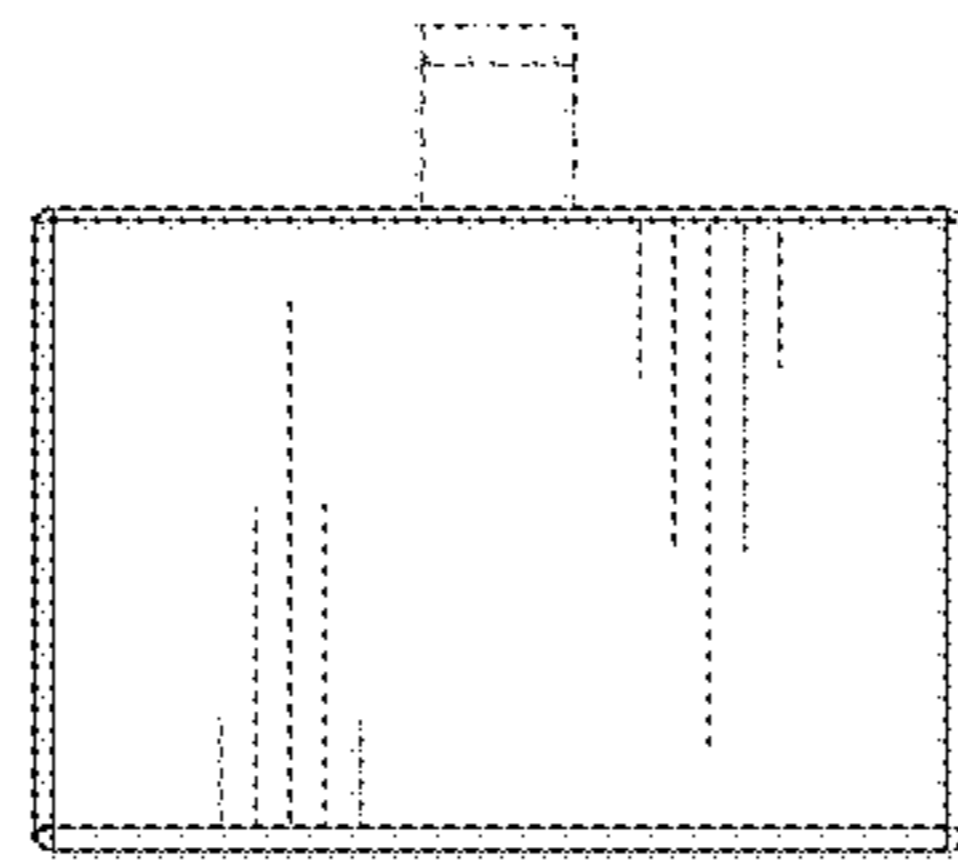


FIG.2

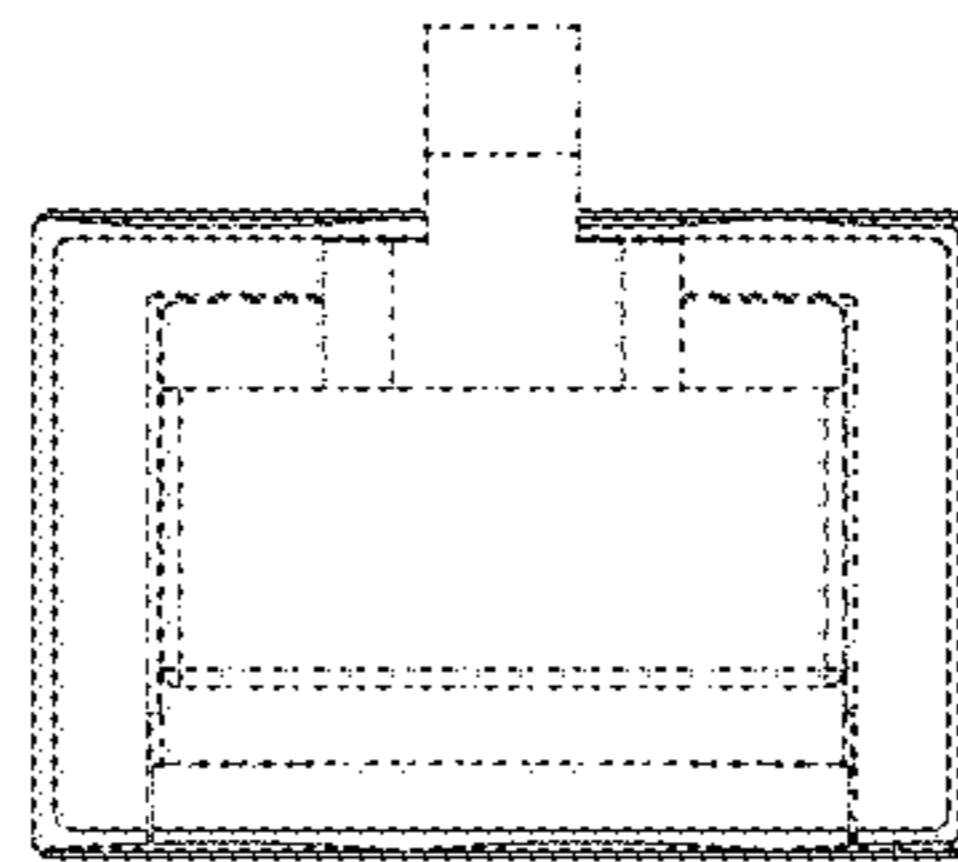


FIG.3

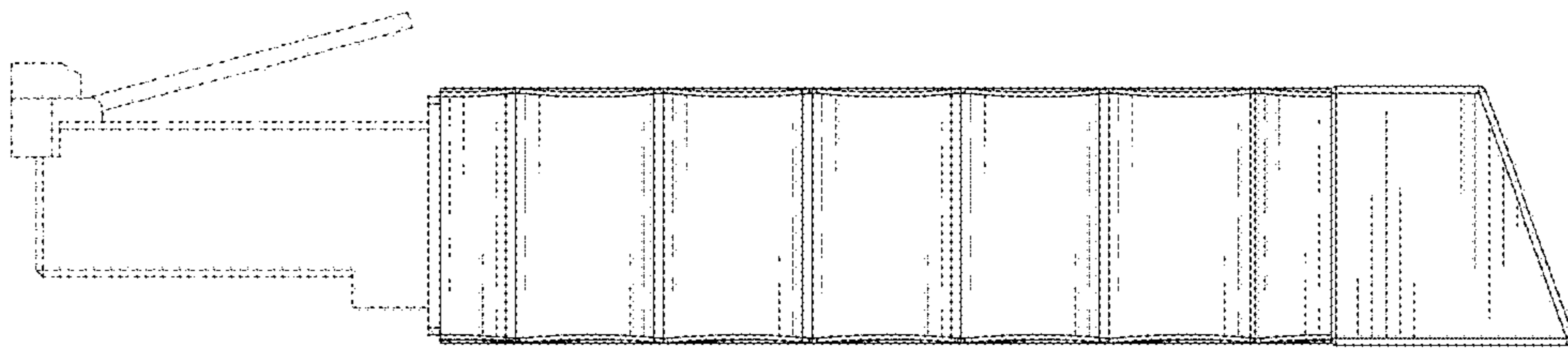


FIG.4

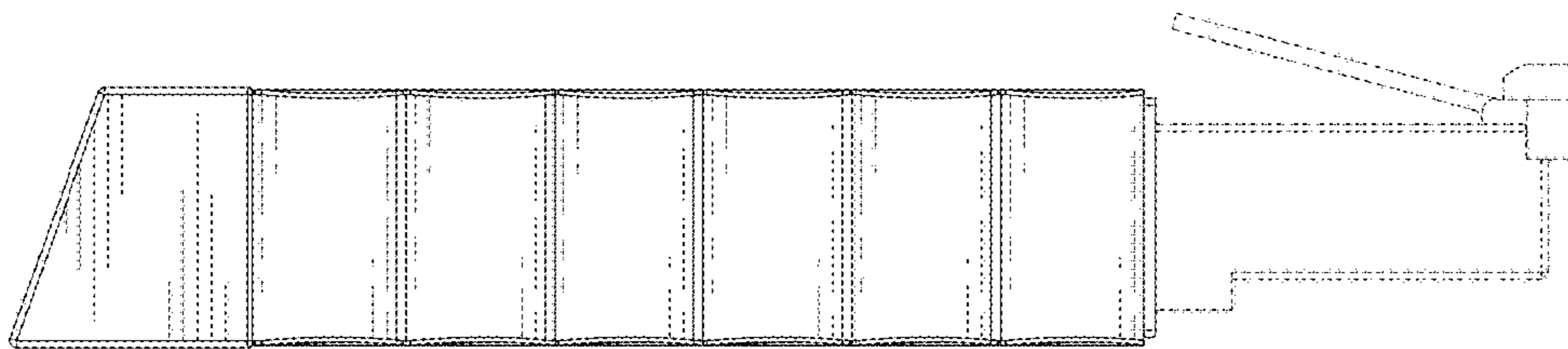


FIG.5

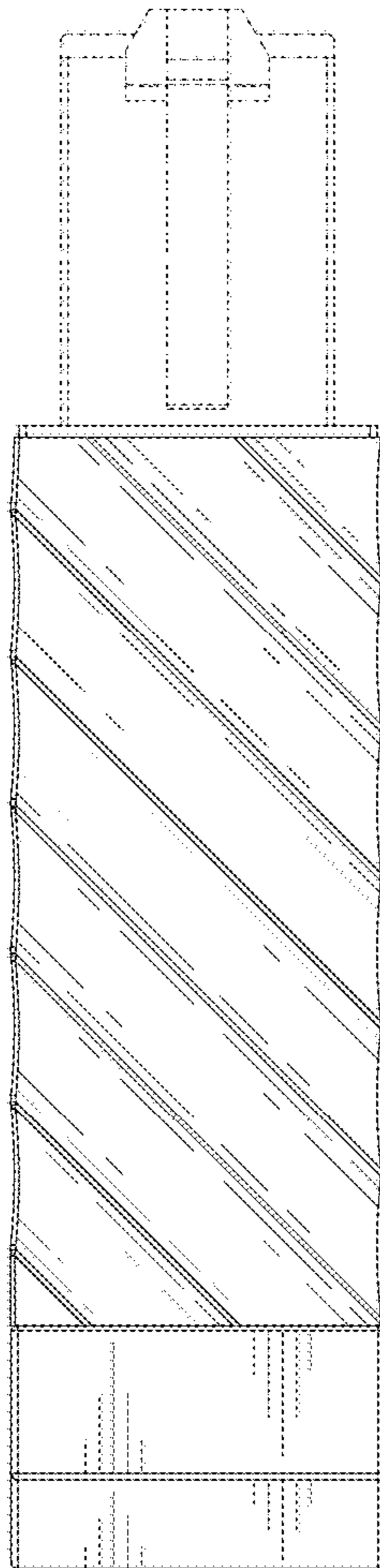


FIG.6

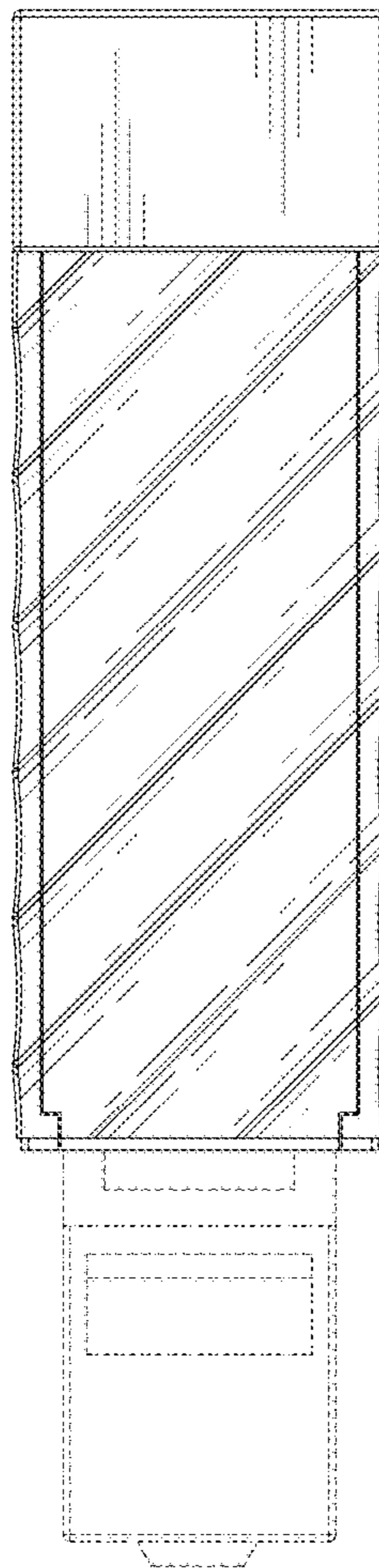


FIG.7

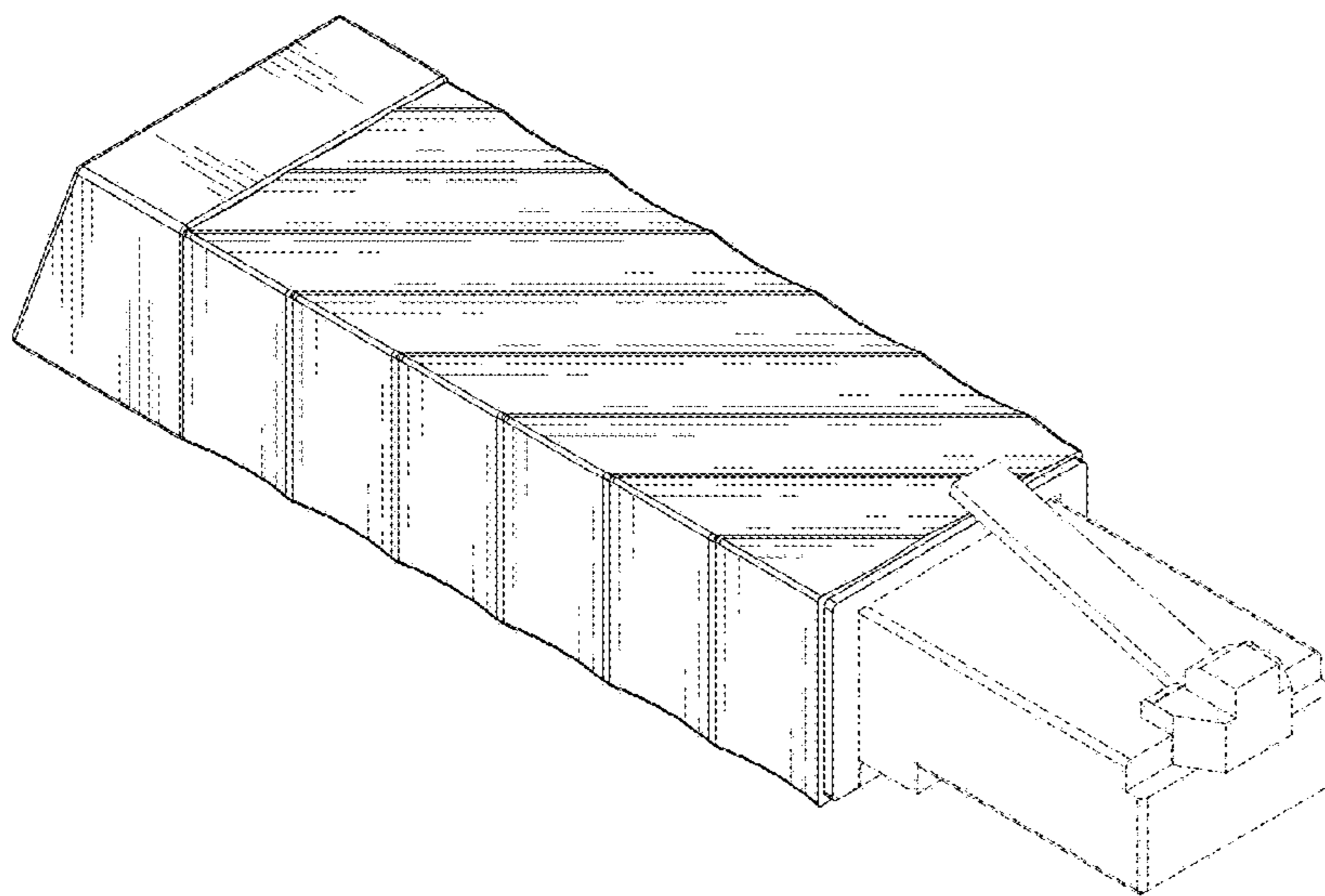


FIG.8

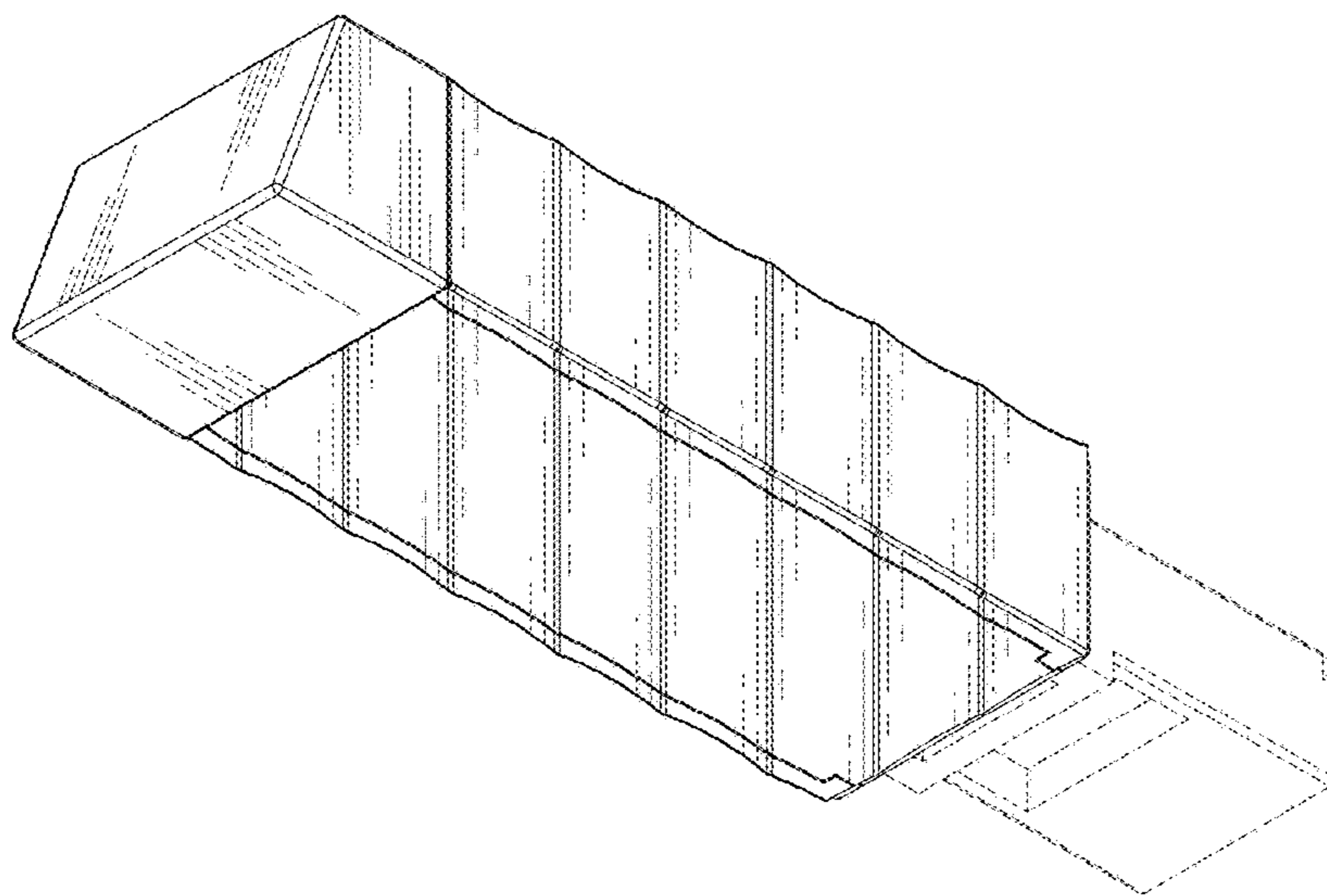


FIG.9